

Last Service Date

Year First Service			Frequency	Percent	Valid Percent	Cumulative Percent
2006	Valid	31-MAY-2007	2	66.7	66.7	66.7
		31-JUL-2007	1	33.3	33.3	100.0
		Total	3	100.0	100.0	

Last Service Date

Year First Service			Frequency	Percent	Valid Percent	Cumulative Percent
2007	Valid	01-JAN-2007	33	.5	.5	.5
		02-JAN-2007	2	.0	.0	.6
		03-JAN-2007	5	.1	.1	.7
		04-JAN-2007	7	.1	.1	.8
		05-JAN-2007	4	.1	.1	.8
		07-JAN-2007	7	.1	.1	.9
		08-JAN-2007	2	.0	.0	1.0
		09-JAN-2007	7	.1	.1	1.1
		10-JAN-2007	11	.2	.2	1.3
		11-JAN-2007	3	.0	.0	1.3
		12-JAN-2007	3	.0	.0	1.4
		15-JAN-2007	1	.0	.0	1.4
		16-JAN-2007	3	.0	.0	1.4
		17-JAN-2007	5	.1	.1	1.5
		18-JAN-2007	6	.1	.1	1.6
		19-JAN-2007	2	.0	.0	1.7
		22-JAN-2007	3	.0	.0	1.7
		23-JAN-2007	5	.1	.1	1.8
		24-JAN-2007	2	.0	.0	1.8
		25-JAN-2007	8	.1	.1	1.9
		26-JAN-2007	9	.1	.1	2.1
		29-JAN-2007	5	.1	.1	2.2
		30-JAN-2007	2	.0	.0	2.2
		31-JAN-2007	8	.1	.1	2.3
		01-FEB-2007	42	.7	.7	3.0
		02-FEB-2007	8	.1	.1	3.2
		05-FEB-2007	9	.1	.1	3.3
		06-FEB-2007	6	.1	.1	3.4
		07-FEB-2007	4	.1	.1	3.5
		08-FEB-2007	5	.1	.1	3.5
		09-FEB-2007	5	.1	.1	3.6
		12-FEB-2007	4	.1	.1	3.7
		13-FEB-2007	6	.1	.1	3.8
		14-FEB-2007	14	.2	.2	4.0
		15-FEB-2007	14	.2	.2	4.3
		16-FEB-2007	4	.1	.1	4.3
		17-FEB-2007	1	.0	.0	4.3
		19-FEB-2007	4	.1	.1	4.4
		20-FEB-2007	8	.1	.1	4.5
		21-FEB-2007	6	.1	.1	4.6
		22-FEB-2007	5	.1	.1	4.7
		23-FEB-2007	3	.0	.0	4.8
		24-FEB-2007	1	.0	.0	4.8
		26-FEB-2007	7	.1	.1	4.9
		27-FEB-2007	2	.0	.0	4.9
		28-FEB-2007	12	.2	.2	5.1
		01-MAR-2007	29	.5	.5	5.6
		02-MAR-2007	7	.1	.1	5.7
		05-MAR-2007	6	.1	.1	5.8
		06-MAR-2007	5	.1	.1	5.9
		07-MAR-2007	9	.1	.1	6.0

Last Service Date

Year First Service			Frequency	Percent	Valid Percent	Cumulative Percent
2007	Valid	08-MAR-2007	8	.1	.1	6.2
		09-MAR-2007	4	.1	.1	6.2
		10-MAR-2007	1	.0	.0	6.2
		12-MAR-2007	6	.1	.1	6.3
		13-MAR-2007	10	.2	.2	6.5
		14-MAR-2007	8	.1	.1	6.6
		15-MAR-2007	10	.2	.2	6.8
		16-MAR-2007	3	.0	.0	6.9
		19-MAR-2007	16	.3	.3	7.1
		20-MAR-2007	7	.1	.1	7.2
		21-MAR-2007	7	.1	.1	7.3
		22-MAR-2007	12	.2	.2	7.5
		23-MAR-2007	7	.1	.1	7.7
		24-MAR-2007	1	.0	.0	7.7
		26-MAR-2007	9	.1	.1	7.8
		27-MAR-2007	3	.0	.0	7.9
		28-MAR-2007	4	.1	.1	7.9
		29-MAR-2007	5	.1	.1	8.0
		30-MAR-2007	12	.2	.2	8.2
		01-APR-2007	22	.4	.4	8.6
		02-APR-2007	10	.2	.2	8.7
		03-APR-2007	8	.1	.1	8.9
		04-APR-2007	8	.1	.1	9.0
		05-APR-2007	4	.1	.1	9.1
		06-APR-2007	7	.1	.1	9.2
		07-APR-2007	2	.0	.0	9.2
		09-APR-2007	7	.1	.1	9.3
		10-APR-2007	7	.1	.1	9.4
		11-APR-2007	2	.0	.0	9.5
		12-APR-2007	5	.1	.1	9.6
		13-APR-2007	5	.1	.1	9.6
		14-APR-2007	1	.0	.0	9.6
		16-APR-2007	15	.2	.2	9.9
		17-APR-2007	16	.3	.3	10.2
		19-APR-2007	4	.1	.1	10.2
		20-APR-2007	4	.1	.1	10.3
		23-APR-2007	8	.1	.1	10.4
		24-APR-2007	8	.1	.1	10.5
		25-APR-2007	13	.2	.2	10.8
		26-APR-2007	8	.1	.1	10.9
		27-APR-2007	11	.2	.2	11.1
28-APR-2007	1	.0	.0	11.1		
29-APR-2007	1	.0	.0	11.1		
30-APR-2007	11	.2	.2	11.3		
01-MAY-2007	35	.6	.6	11.9		
02-MAY-2007	8	.1	.1	12.0		
03-MAY-2007	5	.1	.1	12.1		
04-MAY-2007	4	.1	.1	12.1		
07-MAY-2007	4	.1	.1	12.2		
08-MAY-2007	4	.1	.1	12.3		
09-MAY-2007	10	.2	.2	12.4		

Last Service Date

Year First Service			Frequency	Percent	Valid Percent	Cumulative Percent
2007	Valid	10-MAY-2007	6	.1	.1	12.5
		11-MAY-2007	4	.1	.1	12.6
		12-MAY-2007	1	.0	.0	12.6
		13-MAY-2007	1	.0	.0	12.6
		14-MAY-2007	7	.1	.1	12.7
		15-MAY-2007	4	.1	.1	12.8
		16-MAY-2007	3	.0	.0	12.9
		17-MAY-2007	8	.1	.1	13.0
		18-MAY-2007	3	.0	.0	13.0
		20-MAY-2007	2	.0	.0	13.1
		21-MAY-2007	3	.0	.0	13.1
		22-MAY-2007	6	.1	.1	13.2
		23-MAY-2007	2	.0	.0	13.2
		24-MAY-2007	12	.2	.2	13.4
		25-MAY-2007	5	.1	.1	13.5
		29-MAY-2007	14	.2	.2	13.8
		30-MAY-2007	2	.0	.0	13.8
		31-MAY-2007	9	.1	.1	13.9
		01-JUN-2007	37	.6	.6	14.5
		02-JUN-2007	1	.0	.0	14.6
		04-JUN-2007	5	.1	.1	14.6
		05-JUN-2007	7	.1	.1	14.8
		06-JUN-2007	5	.1	.1	14.8
		07-JUN-2007	8	.1	.1	15.0
		08-JUN-2007	2	.0	.0	15.0
		10-JUN-2007	1	.0	.0	15.0
		11-JUN-2007	7	.1	.1	15.1
		12-JUN-2007	2	.0	.0	15.2
		13-JUN-2007	2	.0	.0	15.2
		14-JUN-2007	4	.1	.1	15.3
		15-JUN-2007	3	.0	.0	15.3
		18-JUN-2007	3	.0	.0	15.4
		19-JUN-2007	6	.1	.1	15.5
		20-JUN-2007	5	.1	.1	15.5
		21-JUN-2007	3	.0	.0	15.6
		22-JUN-2007	1	.0	.0	15.6
		25-JUN-2007	5	.1	.1	15.7
		26-JUN-2007	4	.1	.1	15.7
		27-JUN-2007	6	.1	.1	15.8
		28-JUN-2007	6	.1	.1	15.9
		29-JUN-2007	3	.0	.0	16.0
		30-JUN-2007	1	.0	.0	16.0
		01-JUL-2007	34	.6	.6	16.6
		02-JUL-2007	5	.1	.1	16.6
		03-JUL-2007	3	.0	.0	16.7
		05-JUL-2007	4	.1	.1	16.8
		06-JUL-2007	4	.1	.1	16.8
		07-JUL-2007	1	.0	.0	16.8
		08-JUL-2007	1	.0	.0	16.9
		09-JUL-2007	2	.0	.0	16.9
		10-JUL-2007	3	.0	.0	16.9

Last Service Date

Year First Service			Frequency	Percent	Valid Percent	Cumulative Percent
2007	Valid	11-JUL-2007	3	.0	.0	17.0
		12-JUL-2007	3	.0	.0	17.0
		13-JUL-2007	4	.1	.1	17.1
		14-JUL-2007	1	.0	.0	17.1
		16-JUL-2007	6	.1	.1	17.2
		17-JUL-2007	5	.1	.1	17.3
		18-JUL-2007	3	.0	.0	17.4
		19-JUL-2007	6	.1	.1	17.4
		20-JUL-2007	4	.1	.1	17.5
		22-JUL-2007	1	.0	.0	17.5
		23-JUL-2007	6	.1	.1	17.6
		24-JUL-2007	6	.1	.1	17.7
		25-JUL-2007	3	.0	.0	17.8
		26-JUL-2007	2	.0	.0	17.8
		27-JUL-2007	2	.0	.0	17.8
		29-JUL-2007	1	.0	.0	17.9
		30-JUL-2007	9	.1	.1	18.0
		31-JUL-2007	9	.1	.1	18.2
		01-AUG-2007	31	.5	.5	18.7
		02-AUG-2007	7	.1	.1	18.8
		03-AUG-2007	2	.0	.0	18.8
		06-AUG-2007	5	.1	.1	18.9
		07-AUG-2007	7	.1	.1	19.0
		08-AUG-2007	6	.1	.1	19.1
		09-AUG-2007	5	.1	.1	19.2
		10-AUG-2007	4	.1	.1	19.2
		12-AUG-2007	1	.0	.0	19.3
		13-AUG-2007	3	.0	.0	19.3
		14-AUG-2007	6	.1	.1	19.4
		15-AUG-2007	12	.2	.2	19.6
		16-AUG-2007	8	.1	.1	19.7
		17-AUG-2007	3	.0	.0	19.8
		20-AUG-2007	3	.0	.0	19.8
		21-AUG-2007	8	.1	.1	20.0
		22-AUG-2007	1	.0	.0	20.0
		23-AUG-2007	6	.1	.1	20.1
		24-AUG-2007	2	.0	.0	20.1
		27-AUG-2007	6	.1	.1	20.2
		28-AUG-2007	5	.1	.1	20.3
		29-AUG-2007	10	.2	.2	20.5
		30-AUG-2007	6	.1	.1	20.6
		31-AUG-2007	9	.1	.1	20.7
		01-SEP-2007	42	.7	.7	21.4
		02-SEP-2007	1	.0	.0	21.4
		03-SEP-2007	1	.0	.0	21.4
		04-SEP-2007	3	.0	.0	21.5
		05-SEP-2007	4	.1	.1	21.5
		06-SEP-2007	7	.1	.1	21.7
		07-SEP-2007	7	.1	.1	21.8
		08-SEP-2007	1	.0	.0	21.8
		10-SEP-2007	6	.1	.1	21.9

Last Service Date

Year First Service			Frequency	Percent	Valid Percent	Cumulative Percent
2007	Valid	11-SEP-2007	4	.1	.1	21.9
		12-SEP-2007	5	.1	.1	22.0
		13-SEP-2007	11	.2	.2	22.2
		14-SEP-2007	4	.1	.1	22.3
		15-SEP-2007	1	.0	.0	22.3
		17-SEP-2007	6	.1	.1	22.4
		18-SEP-2007	7	.1	.1	22.5
		19-SEP-2007	6	.1	.1	22.6
		20-SEP-2007	6	.1	.1	22.7
		21-SEP-2007	4	.1	.1	22.8
		24-SEP-2007	4	.1	.1	22.8
		25-SEP-2007	5	.1	.1	22.9
		26-SEP-2007	5	.1	.1	23.0
		27-SEP-2007	4	.1	.1	23.1
		28-SEP-2007	7	.1	.1	23.2
		30-SEP-2007	3	.0	.0	23.2
		01-OCT-2007	55	.9	.9	24.1
		02-OCT-2007	9	.1	.1	24.3
		03-OCT-2007	9	.1	.1	24.4
		04-OCT-2007	4	.1	.1	24.5
		05-OCT-2007	12	.2	.2	24.7
		07-OCT-2007	1	.0	.0	24.7
		08-OCT-2007	3	.0	.0	24.7
		09-OCT-2007	2	.0	.0	24.8
		10-OCT-2007	7	.1	.1	24.9
		11-OCT-2007	4	.1	.1	25.0
		12-OCT-2007	3	.0	.0	25.0
		15-OCT-2007	4	.1	.1	25.1
		16-OCT-2007	6	.1	.1	25.2
		17-OCT-2007	10	.2	.2	25.3
		18-OCT-2007	11	.2	.2	25.5
		19-OCT-2007	3	.0	.0	25.6
		20-OCT-2007	1	.0	.0	25.6
		22-OCT-2007	5	.1	.1	25.7
		23-OCT-2007	5	.1	.1	25.7
		24-OCT-2007	5	.1	.1	25.8
		25-OCT-2007	5	.1	.1	25.9
		26-OCT-2007	7	.1	.1	26.0
		27-OCT-2007	1	.0	.0	26.0
		29-OCT-2007	6	.1	.1	26.1
30-OCT-2007	5	.1	.1	26.2		
31-OCT-2007	10	.2	.2	26.4		
01-NOV-2007	73	1.2	1.2	27.6		
02-NOV-2007	5	.1	.1	27.7		
03-NOV-2007	1	.0	.0	27.7		
05-NOV-2007	5	.1	.1	27.8		
06-NOV-2007	8	.1	.1	27.9		
07-NOV-2007	11	.2	.2	28.1		
08-NOV-2007	12	.2	.2	28.3		
09-NOV-2007	5	.1	.1	28.3		
11-NOV-2007	2	.0	.0	28.4		

Last Service Date

Year First Service			Frequency	Percent	Valid Percent	Cumulative Percent
2007	Valid	12-NOV-2007	5	.1	.1	28.5
		13-NOV-2007	5	.1	.1	28.5
		14-NOV-2007	11	.2	.2	28.7
		15-NOV-2007	5	.1	.1	28.8
		19-NOV-2007	17	.3	.3	29.1
		20-NOV-2007	10	.2	.2	29.2
		21-NOV-2007	4	.1	.1	29.3
		22-NOV-2007	1	.0	.0	29.3
		23-NOV-2007	1	.0	.0	29.3
		26-NOV-2007	8	.1	.1	29.5
		27-NOV-2007	7	.1	.1	29.6
		28-NOV-2007	13	.2	.2	29.8
		29-NOV-2007	8	.1	.1	29.9
		30-NOV-2007	7	.1	.1	30.0
		01-DEC-2007	194	3.2	3.2	33.2
		03-DEC-2007	12	.2	.2	33.4
		04-DEC-2007	9	.1	.1	33.6
		05-DEC-2007	7	.1	.1	33.7
		06-DEC-2007	12	.2	.2	33.9
		07-DEC-2007	4	.1	.1	33.9
		10-DEC-2007	3	.0	.0	34.0
		11-DEC-2007	9	.1	.1	34.1
		12-DEC-2007	15	.2	.2	34.4
		13-DEC-2007	8	.1	.1	34.5
		14-DEC-2007	4	.1	.1	34.6
		17-DEC-2007	8	.1	.1	34.7
		18-DEC-2007	7	.1	.1	34.8
		19-DEC-2007	3	.0	.0	34.9
		20-DEC-2007	5	.1	.1	34.9
		21-DEC-2007	3	.0	.0	35.0
		24-DEC-2007	2	.0	.0	35.0
		25-DEC-2007	2	.0	.0	35.1
		26-DEC-2007	3	.0	.0	35.1
		27-DEC-2007	5	.1	.1	35.2
		28-DEC-2007	5	.1	.1	35.3
		29-DEC-2007	1	.0	.0	35.3
		31-DEC-2007	6	.1	.1	35.4
		01-JAN-2008	9	.1	.1	35.5
		02-JAN-2008	14	.2	.2	35.8
		03-JAN-2008	1	.0	.0	35.8
		04-JAN-2008	2	.0	.0	35.8
		07-JAN-2008	2	.0	.0	35.8
		08-JAN-2008	7	.1	.1	36.0
		09-JAN-2008	3	.0	.0	36.0
		10-JAN-2008	1	.0	.0	36.0
		11-JAN-2008	3	.0	.0	36.1
		14-JAN-2008	6	.1	.1	36.2
		15-JAN-2008	2	.0	.0	36.2
		16-JAN-2008	12	.2	.2	36.4
		17-JAN-2008	6	.1	.1	36.5
		18-JAN-2008	5	.1	.1	36.6

Last Service Date

Year First Service			Frequency	Percent	Valid Percent	Cumulative Percent
2007	Valid	22-JAN-2008	1	.0	.0	36.6
		23-JAN-2008	3	.0	.0	36.6
		24-JAN-2008	7	.1	.1	36.8
		25-JAN-2008	1	.0	.0	36.8
		28-JAN-2008	3	.0	.0	36.8
		29-JAN-2008	3	.0	.0	36.9
		30-JAN-2008	6	.1	.1	37.0
		31-JAN-2008	3	.0	.0	37.0
		01-FEB-2008	8	.1	.1	37.2
		04-FEB-2008	6	.1	.1	37.3
		05-FEB-2008	4	.1	.1	37.3
		06-FEB-2008	12	.2	.2	37.5
		07-FEB-2008	7	.1	.1	37.6
		08-FEB-2008	2	.0	.0	37.7
		11-FEB-2008	5	.1	.1	37.7
		12-FEB-2008	2	.0	.0	37.8
		13-FEB-2008	3	.0	.0	37.8
		14-FEB-2008	4	.1	.1	37.9
		15-FEB-2008	7	.1	.1	38.0
		16-FEB-2008	1	.0	.0	38.0
		18-FEB-2008	2	.0	.0	38.1
		19-FEB-2008	5	.1	.1	38.1
		20-FEB-2008	4	.1	.1	38.2
		21-FEB-2008	3	.0	.0	38.3
		22-FEB-2008	2	.0	.0	38.3
		25-FEB-2008	2	.0	.0	38.3
		26-FEB-2008	8	.1	.1	38.4
		27-FEB-2008	7	.1	.1	38.6
		28-FEB-2008	2	.0	.0	38.6
		29-FEB-2008	12	.2	.2	38.8
		01-MAR-2008	16	.3	.3	39.1
		03-MAR-2008	3	.0	.0	39.1
		04-MAR-2008	6	.1	.1	39.2
		05-MAR-2008	4	.1	.1	39.3
		06-MAR-2008	3	.0	.0	39.3
		07-MAR-2008	1	.0	.0	39.3
		10-MAR-2008	2	.0	.0	39.4
		11-MAR-2008	4	.1	.1	39.4
		12-MAR-2008	3	.0	.0	39.5
		13-MAR-2008	2	.0	.0	39.5
		14-MAR-2008	3	.0	.0	39.6
		16-MAR-2008	1	.0	.0	39.6
		17-MAR-2008	3	.0	.0	39.6
		18-MAR-2008	3	.0	.0	39.7
		19-MAR-2008	3	.0	.0	39.7
		20-MAR-2008	2	.0	.0	39.8
		24-MAR-2008	5	.1	.1	39.8
		25-MAR-2008	3	.0	.0	39.9
		26-MAR-2008	8	.1	.1	40.0
		27-MAR-2008	3	.0	.0	40.1
		28-MAR-2008	3	.0	.0	40.1

Last Service Date

Year First Service			Frequency	Percent	Valid Percent	Cumulative Percent
2007	Valid	30-MAR-2008	1	.0	.0	40.1
		31-MAR-2008	1	.0	.0	40.1
		01-APR-2008	18	.3	.3	40.4
		02-APR-2008	4	.1	.1	40.5
		03-APR-2008	2	.0	.0	40.5
		04-APR-2008	2	.0	.0	40.6
		05-APR-2008	1	.0	.0	40.6
		07-APR-2008	5	.1	.1	40.7
		08-APR-2008	6	.1	.1	40.8
		09-APR-2008	3	.0	.0	40.8
		10-APR-2008	5	.1	.1	40.9
		14-APR-2008	3	.0	.0	40.9
		15-APR-2008	3	.0	.0	41.0
		16-APR-2008	4	.1	.1	41.1
		17-APR-2008	3	.0	.0	41.1
		18-APR-2008	3	.0	.0	41.2
		20-APR-2008	1	.0	.0	41.2
		21-APR-2008	9	.1	.1	41.3
		23-APR-2008	3	.0	.0	41.4
		24-APR-2008	3	.0	.0	41.4
		25-APR-2008	1	.0	.0	41.4
		28-APR-2008	3	.0	.0	41.5
		29-APR-2008	1	.0	.0	41.5
		30-APR-2008	5	.1	.1	41.6
		01-MAY-2008	13	.2	.2	41.8
		02-MAY-2008	3	.0	.0	41.8
		05-MAY-2008	4	.1	.1	41.9
		06-MAY-2008	4	.1	.1	42.0
		07-MAY-2008	3	.0	.0	42.0
		08-MAY-2008	3	.0	.0	42.1
		09-MAY-2008	4	.1	.1	42.1
		12-MAY-2008	8	.1	.1	42.3
		13-MAY-2008	1	.0	.0	42.3
		14-MAY-2008	2	.0	.0	42.3
		15-MAY-2008	1	.0	.0	42.3
		16-MAY-2008	3	.0	.0	42.4
		19-MAY-2008	12	.2	.2	42.6
		20-MAY-2008	4	.1	.1	42.6
		21-MAY-2008	3	.0	.0	42.7
		22-MAY-2008	3	.0	.0	42.7
		23-MAY-2008	3	.0	.0	42.8
		24-MAY-2008	1	.0	.0	42.8
		27-MAY-2008	2	.0	.0	42.8
		28-MAY-2008	3	.0	.0	42.9
		29-MAY-2008	7	.1	.1	43.0
		30-MAY-2008	7	.1	.1	43.1
		31-MAY-2008	1	.0	.0	43.1
		01-JUN-2008	12	.2	.2	43.3
		02-JUN-2008	4	.1	.1	43.4
		03-JUN-2008	1	.0	.0	43.4
		04-JUN-2008	4	.1	.1	43.5

Last Service Date

Year First Service			Frequency	Percent	Valid Percent	Cumulative Percent
2007	Valid	05-JUN-2008	2	.0	.0	43.5
		06-JUN-2008	3	.0	.0	43.6
		07-JUN-2008	1	.0	.0	43.6
		09-JUN-2008	5	.1	.1	43.7
		10-JUN-2008	2	.0	.0	43.7
		11-JUN-2008	2	.0	.0	43.7
		12-JUN-2008	2	.0	.0	43.8
		13-JUN-2008	3	.0	.0	43.8
		16-JUN-2008	3	.0	.0	43.9
		17-JUN-2008	1	.0	.0	43.9
		18-JUN-2008	8	.1	.1	44.0
		19-JUN-2008	6	.1	.1	44.1
		23-JUN-2008	4	.1	.1	44.2
		24-JUN-2008	2	.0	.0	44.2
		25-JUN-2008	5	.1	.1	44.3
		26-JUN-2008	6	.1	.1	44.4
		27-JUN-2008	2	.0	.0	44.4
		30-JUN-2008	2	.0	.0	44.4
		01-JUL-2008	9	.1	.1	44.6
		02-JUL-2008	7	.1	.1	44.7
		03-JUL-2008	3	.0	.0	44.8
		08-JUL-2008	1	.0	.0	44.8
		09-JUL-2008	4	.1	.1	44.8
		10-JUL-2008	2	.0	.0	44.9
		11-JUL-2008	4	.1	.1	44.9
		14-JUL-2008	3	.0	.0	45.0
		15-JUL-2008	3	.0	.0	45.0
		16-JUL-2008	1	.0	.0	45.1
		21-JUL-2008	5	.1	.1	45.1
		22-JUL-2008	5	.1	.1	45.2
		23-JUL-2008	3	.0	.0	45.3
		24-JUL-2008	3	.0	.0	45.3
		25-JUL-2008	2	.0	.0	45.3
		28-JUL-2008	1	.0	.0	45.4
		29-JUL-2008	3	.0	.0	45.4
		30-JUL-2008	2	.0	.0	45.4
		31-JUL-2008	3	.0	.0	45.5
		01-AUG-2008	11	.2	.2	45.7
		02-AUG-2008	2	.0	.0	45.7
		04-AUG-2008	4	.1	.1	45.8
		05-AUG-2008	1	.0	.0	45.8
		06-AUG-2008	1	.0	.0	45.8
		07-AUG-2008	3	.0	.0	45.9
		08-AUG-2008	1	.0	.0	45.9
		11-AUG-2008	7	.1	.1	46.0
		12-AUG-2008	3	.0	.0	46.0
		13-AUG-2008	5	.1	.1	46.1
		14-AUG-2008	3	.0	.0	46.2
		16-AUG-2008	1	.0	.0	46.2
		18-AUG-2008	3	.0	.0	46.2
		19-AUG-2008	1	.0	.0	46.2

Last Service Date

Year First Service		Frequency	Percent	Valid Percent	Cumulative Percent	
2007	Valid	20-AUG-2008	2	.0	.0	46.3
		21-AUG-2008	7	.1	.1	46.4
		22-AUG-2008	2	.0	.0	46.4
		26-AUG-2008	2	.0	.0	46.5
		27-AUG-2008	4	.1	.1	46.5
		28-AUG-2008	7	.1	.1	46.6
		29-AUG-2008	2	.0	.0	46.7
		01-SEP-2008	13	.2	.2	46.9
		02-SEP-2008	3	.0	.0	46.9
		03-SEP-2008	1	.0	.0	47.0
		04-SEP-2008	4	.1	.1	47.0
		05-SEP-2008	3	.0	.0	47.1
		08-SEP-2008	1	.0	.0	47.1
		09-SEP-2008	5	.1	.1	47.2
		10-SEP-2008	5	.1	.1	47.2
		11-SEP-2008	5	.1	.1	47.3
		12-SEP-2008	1	.0	.0	47.3
		15-SEP-2008	5	.1	.1	47.4
		16-SEP-2008	4	.1	.1	47.5
		17-SEP-2008	3	.0	.0	47.5
		19-SEP-2008	2	.0	.0	47.6
		22-SEP-2008	2	.0	.0	47.6
		23-SEP-2008	4	.1	.1	47.7
		24-SEP-2008	5	.1	.1	47.8
		25-SEP-2008	5	.1	.1	47.8
		26-SEP-2008	3	.0	.0	47.9
		29-SEP-2008	4	.1	.1	47.9
		30-SEP-2008	3	.0	.0	48.0
		01-OCT-2008	16	.3	.3	48.3
		02-OCT-2008	5	.1	.1	48.3
		03-OCT-2008	7	.1	.1	48.5
		06-OCT-2008	6	.1	.1	48.6
		07-OCT-2008	1	.0	.0	48.6
		08-OCT-2008	8	.1	.1	48.7
		09-OCT-2008	2	.0	.0	48.7
		10-OCT-2008	3	.0	.0	48.8
		13-OCT-2008	3	.0	.0	48.8
		14-OCT-2008	5	.1	.1	48.9
		15-OCT-2008	4	.1	.1	49.0
		16-OCT-2008	4	.1	.1	49.0
		17-OCT-2008	2	.0	.0	49.1
		20-OCT-2008	5	.1	.1	49.2
		21-OCT-2008	1	.0	.0	49.2
		22-OCT-2008	7	.1	.1	49.3
		23-OCT-2008	5	.1	.1	49.4
		24-OCT-2008	3	.0	.0	49.4
		27-OCT-2008	6	.1	.1	49.5
		28-OCT-2008	3	.0	.0	49.6
		29-OCT-2008	6	.1	.1	49.7
		30-OCT-2008	5	.1	.1	49.7
		31-OCT-2008	8	.1	.1	49.9

Last Service Date

Year First Service			Frequency	Percent	Valid Percent	Cumulative Percent
2007	Valid	01-NOV-2008	14	.2	.2	50.1
		03-NOV-2008	6	.1	.1	50.2
		04-NOV-2008	1	.0	.0	50.2
		05-NOV-2008	2	.0	.0	50.3
		07-NOV-2008	2	.0	.0	50.3
		10-NOV-2008	6	.1	.1	50.4
		11-NOV-2008	6	.1	.1	50.5
		12-NOV-2008	1	.0	.0	50.5
		13-NOV-2008	3	.0	.0	50.5
		14-NOV-2008	1	.0	.0	50.6
		17-NOV-2008	5	.1	.1	50.6
		18-NOV-2008	3	.0	.0	50.7
		19-NOV-2008	4	.1	.1	50.8
		20-NOV-2008	5	.1	.1	50.8
		21-NOV-2008	1	.0	.0	50.9
		22-NOV-2008	1	.0	.0	50.9
		24-NOV-2008	5	.1	.1	51.0
		25-NOV-2008	3	.0	.0	51.0
		26-NOV-2008	3	.0	.0	51.1
		30-NOV-2008	3	.0	.0	51.1
		01-DEC-2008	8	.1	.1	51.2
		02-DEC-2008	5	.1	.1	51.3
		03-DEC-2008	4	.1	.1	51.4
		04-DEC-2008	3	.0	.0	51.4
		05-DEC-2008	5	.1	.1	51.5
		06-DEC-2008	1	.0	.0	51.5
		08-DEC-2008	8	.1	.1	51.7
		09-DEC-2008	5	.1	.1	51.7
		10-DEC-2008	11	.2	.2	51.9
		11-DEC-2008	4	.1	.1	52.0
		12-DEC-2008	4	.1	.1	52.1
		15-DEC-2008	3	.0	.0	52.1
		16-DEC-2008	5	.1	.1	52.2
		17-DEC-2008	4	.1	.1	52.2
		18-DEC-2008	4	.1	.1	52.3
		19-DEC-2008	3	.0	.0	52.4
		22-DEC-2008	2	.0	.0	52.4
		23-DEC-2008	4	.1	.1	52.5
		24-DEC-2008	2	.0	.0	52.5
		29-DEC-2008	3	.0	.0	52.5
		30-DEC-2008	3	.0	.0	52.6
31-DEC-2008	1	.0	.0	52.6		
01-JAN-2009	4	.1	.1	52.7		
02-JAN-2009	1	.0	.0	52.7		
05-JAN-2009	2	.0	.0	52.7		
06-JAN-2009	13	.2	.2	52.9		
07-JAN-2009	2	.0	.0	53.0		
09-JAN-2009	1	.0	.0	53.0		
11-JAN-2009	2	.0	.0	53.0		
12-JAN-2009	7	.1	.1	53.1		
13-JAN-2009	5	.1	.1	53.2		

Last Service Date

Year First Service			Frequency	Percent	Valid Percent	Cumulative Percent
2007	Valid	14-JAN-2009	2	.0	.0	53.2
		15-JAN-2009	5	.1	.1	53.3
		16-JAN-2009	1	.0	.0	53.3
		18-JAN-2009	1	.0	.0	53.4
		20-JAN-2009	3	.0	.0	53.4
		21-JAN-2009	8	.1	.1	53.5
		22-JAN-2009	2	.0	.0	53.6
		23-JAN-2009	4	.1	.1	53.6
		26-JAN-2009	6	.1	.1	53.7
		27-JAN-2009	3	.0	.0	53.8
		28-JAN-2009	4	.1	.1	53.9
		29-JAN-2009	3	.0	.0	53.9
		30-JAN-2009	6	.1	.1	54.0
		31-JAN-2009	3	.0	.0	54.0
		01-FEB-2009	13	.2	.2	54.3
		02-FEB-2009	6	.1	.1	54.4
		03-FEB-2009	5	.1	.1	54.4
		04-FEB-2009	5	.1	.1	54.5
		05-FEB-2009	2	.0	.0	54.6
		06-FEB-2009	8	.1	.1	54.7
		09-FEB-2009	6	.1	.1	54.8
		10-FEB-2009	8	.1	.1	54.9
		11-FEB-2009	3	.0	.0	55.0
		12-FEB-2009	4	.1	.1	55.0
		13-FEB-2009	3	.0	.0	55.1
		14-FEB-2009	1	.0	.0	55.1
		16-FEB-2009	5	.1	.1	55.2
		17-FEB-2009	3	.0	.0	55.2
		18-FEB-2009	5	.1	.1	55.3
		19-FEB-2009	3	.0	.0	55.4
		20-FEB-2009	3	.0	.0	55.4
		21-FEB-2009	1	.0	.0	55.4
		22-FEB-2009	1	.0	.0	55.4
		23-FEB-2009	6	.1	.1	55.5
		24-FEB-2009	7	.1	.1	55.7
		25-FEB-2009	4	.1	.1	55.7
		26-FEB-2009	7	.1	.1	55.8
		27-FEB-2009	3	.0	.0	55.9
		28-FEB-2009	1	.0	.0	55.9
		01-MAR-2009	18	.3	.3	56.2
		02-MAR-2009	5	.1	.1	56.3
		03-MAR-2009	5	.1	.1	56.4
04-MAR-2009	5	.1	.1	56.4		
05-MAR-2009	4	.1	.1	56.5		
06-MAR-2009	3	.0	.0	56.5		
09-MAR-2009	3	.0	.0	56.6		
10-MAR-2009	5	.1	.1	56.7		
11-MAR-2009	5	.1	.1	56.8		
12-MAR-2009	5	.1	.1	56.8		
13-MAR-2009	4	.1	.1	56.9		
14-MAR-2009	1	.0	.0	56.9		

Last Service Date

Year First Service			Frequency	Percent	Valid Percent	Cumulative Percent
2007	Valid	16-MAR-2009	8	.1	.1	57.1
		17-MAR-2009	6	.1	.1	57.2
		18-MAR-2009	2	.0	.0	57.2
		19-MAR-2009	5	.1	.1	57.3
		20-MAR-2009	2	.0	.0	57.3
		23-MAR-2009	11	.2	.2	57.5
		24-MAR-2009	5	.1	.1	57.6
		25-MAR-2009	3	.0	.0	57.6
		28-MAR-2009	1	.0	.0	57.6
		30-MAR-2009	4	.1	.1	57.7
		31-MAR-2009	6	.1	.1	57.8
		01-APR-2009	18	.3	.3	58.1
		02-APR-2009	5	.1	.1	58.2
		03-APR-2009	3	.0	.0	58.2
		04-APR-2009	1	.0	.0	58.2
		06-APR-2009	6	.1	.1	58.3
		07-APR-2009	4	.1	.1	58.4
		08-APR-2009	5	.1	.1	58.5
		09-APR-2009	8	.1	.1	58.6
		10-APR-2009	4	.1	.1	58.7
		11-APR-2009	1	.0	.0	58.7
		13-APR-2009	4	.1	.1	58.8
		14-APR-2009	8	.1	.1	58.9
		15-APR-2009	5	.1	.1	59.0
		16-APR-2009	1	.0	.0	59.0
		17-APR-2009	2	.0	.0	59.0
		20-APR-2009	1	.0	.0	59.0
		21-APR-2009	1	.0	.0	59.1
		22-APR-2009	5	.1	.1	59.1
		23-APR-2009	5	.1	.1	59.2
		24-APR-2009	2	.0	.0	59.2
		27-APR-2009	2	.0	.0	59.3
		28-APR-2009	4	.1	.1	59.3
		29-APR-2009	6	.1	.1	59.4
		30-APR-2009	2	.0	.0	59.5
		01-MAY-2009	18	.3	.3	59.8
		02-MAY-2009	1	.0	.0	59.8
		04-MAY-2009	3	.0	.0	59.8
		05-MAY-2009	4	.1	.1	59.9
		06-MAY-2009	3	.0	.0	60.0
		07-MAY-2009	1	.0	.0	60.0
		08-MAY-2009	5	.1	.1	60.0
		11-MAY-2009	4	.1	.1	60.1
		12-MAY-2009	3	.0	.0	60.2
		13-MAY-2009	4	.1	.1	60.2
		14-MAY-2009	4	.1	.1	60.3
		15-MAY-2009	1	.0	.0	60.3
		18-MAY-2009	6	.1	.1	60.4
		19-MAY-2009	2	.0	.0	60.4
		20-MAY-2009	5	.1	.1	60.5
		21-MAY-2009	2	.0	.0	60.6

Last Service Date

Year First Service			Frequency	Percent	Valid Percent	Cumulative Percent
2007	Valid	22-MAY-2009	3	.0	.0	60.6
		26-MAY-2009	1	.0	.0	60.6
		27-MAY-2009	8	.1	.1	60.8
		28-MAY-2009	3	.0	.0	60.8
		29-MAY-2009	3	.0	.0	60.9
		01-JUN-2009	21	.3	.3	61.2
		02-JUN-2009	8	.1	.1	61.3
		03-JUN-2009	3	.0	.0	61.4
		04-JUN-2009	4	.1	.1	61.4
		05-JUN-2009	1	.0	.0	61.5
		08-JUN-2009	6	.1	.1	61.6
		09-JUN-2009	3	.0	.0	61.6
		10-JUN-2009	7	.1	.1	61.7
		11-JUN-2009	6	.1	.1	61.8
		12-JUN-2009	1	.0	.0	61.8
		15-JUN-2009	6	.1	.1	61.9
		16-JUN-2009	4	.1	.1	62.0
		17-JUN-2009	3	.0	.0	62.0
		18-JUN-2009	5	.1	.1	62.1
		19-JUN-2009	5	.1	.1	62.2
		22-JUN-2009	6	.1	.1	62.3
		23-JUN-2009	7	.1	.1	62.4
		24-JUN-2009	7	.1	.1	62.5
		25-JUN-2009	6	.1	.1	62.6
		26-JUN-2009	3	.0	.0	62.7
		29-JUN-2009	3	.0	.0	62.7
		30-JUN-2009	13	.2	.2	62.9
		01-JUL-2009	19	.3	.3	63.3
		04-JUL-2009	1	.0	.0	63.3
		06-JUL-2009	7	.1	.1	63.4
		07-JUL-2009	12	.2	.2	63.6
		08-JUL-2009	8	.1	.1	63.7
		09-JUL-2009	8	.1	.1	63.8
		10-JUL-2009	4	.1	.1	63.9
		13-JUL-2009	8	.1	.1	64.0
		14-JUL-2009	6	.1	.1	64.1
		15-JUL-2009	6	.1	.1	64.2
		16-JUL-2009	7	.1	.1	64.3
		17-JUL-2009	4	.1	.1	64.4
		20-JUL-2009	2	.0	.0	64.4
		21-JUL-2009	5	.1	.1	64.5
		22-JUL-2009	6	.1	.1	64.6
		23-JUL-2009	3	.0	.0	64.7
		24-JUL-2009	3	.0	.0	64.7
		27-JUL-2009	5	.1	.1	64.8
		28-JUL-2009	6	.1	.1	64.9
		29-JUL-2009	7	.1	.1	65.0
		30-JUL-2009	5	.1	.1	65.1
		31-JUL-2009	2	.0	.0	65.1
		01-AUG-2009	17	.3	.3	65.4
		02-AUG-2009	1	.0	.0	65.4

Last Service Date

Year First Service			Frequency	Percent	Valid Percent	Cumulative Percent
2007	Valid	03-AUG-2009	12	.2	.2	65.6
		04-AUG-2009	6	.1	.1	65.7
		05-AUG-2009	8	.1	.1	65.9
		06-AUG-2009	9	.1	.1	66.0
		07-AUG-2009	6	.1	.1	66.1
		10-AUG-2009	7	.1	.1	66.2
		11-AUG-2009	11	.2	.2	66.4
		12-AUG-2009	10	.2	.2	66.6
		13-AUG-2009	6	.1	.1	66.7
		14-AUG-2009	17	.3	.3	66.9
		17-AUG-2009	8	.1	.1	67.1
		18-AUG-2009	3	.0	.0	67.1
		19-AUG-2009	8	.1	.1	67.2
		20-AUG-2009	8	.1	.1	67.4
		21-AUG-2009	6	.1	.1	67.5
		24-AUG-2009	7	.1	.1	67.6
		25-AUG-2009	12	.2	.2	67.8
		26-AUG-2009	9	.1	.1	67.9
		27-AUG-2009	3	.0	.0	68.0
		28-AUG-2009	6	.1	.1	68.1
		29-AUG-2009	1	.0	.0	68.1
		31-AUG-2009	15	.2	.2	68.3
		01-SEP-2009	30	.5	.5	68.8
		02-SEP-2009	5	.1	.1	68.9
		03-SEP-2009	12	.2	.2	69.1
		04-SEP-2009	7	.1	.1	69.2
		07-SEP-2009	1	.0	.0	69.2
		08-SEP-2009	10	.2	.2	69.4
		09-SEP-2009	4	.1	.1	69.5
		10-SEP-2009	7	.1	.1	69.6
		11-SEP-2009	3	.0	.0	69.6
		14-SEP-2009	9	.1	.1	69.8
		15-SEP-2009	15	.2	.2	70.0
		16-SEP-2009	7	.1	.1	70.1
		17-SEP-2009	9	.1	.1	70.3
		18-SEP-2009	5	.1	.1	70.4
		19-SEP-2009	1	.0	.0	70.4
		21-SEP-2009	9	.1	.1	70.5
		22-SEP-2009	7	.1	.1	70.6
		23-SEP-2009	8	.1	.1	70.8
		24-SEP-2009	11	.2	.2	71.0
		26-SEP-2009	1	.0	.0	71.0
		28-SEP-2009	13	.2	.2	71.2
		29-SEP-2009	10	.2	.2	71.3
		30-SEP-2009	22	.4	.4	71.7
		01-OCT-2009	31	.5	.5	72.2
		02-OCT-2009	7	.1	.1	72.3
		05-OCT-2009	14	.2	.2	72.6
		06-OCT-2009	16	.3	.3	72.8
		07-OCT-2009	6	.1	.1	72.9
		08-OCT-2009	14	.2	.2	73.1

Last Service Date

Year First Service			Frequency	Percent	Valid Percent	Cumulative Percent
2007	Valid	09-OCT-2009	10	.2	.2	73.3
		11-OCT-2009	1	.0	.0	73.3
		12-OCT-2009	13	.2	.2	73.5
		13-OCT-2009	10	.2	.2	73.7
		14-OCT-2009	12	.2	.2	73.9
		15-OCT-2009	12	.2	.2	74.1
		16-OCT-2009	12	.2	.2	74.3
		17-OCT-2009	1	.0	.0	74.3
		18-OCT-2009	1	.0	.0	74.3
		19-OCT-2009	15	.2	.2	74.6
		20-OCT-2009	10	.2	.2	74.7
		21-OCT-2009	9	.1	.1	74.9
		22-OCT-2009	9	.1	.1	75.0
		23-OCT-2009	4	.1	.1	75.1
		25-OCT-2009	1	.0	.0	75.1
		26-OCT-2009	10	.2	.2	75.3
		27-OCT-2009	15	.2	.2	75.5
		28-OCT-2009	6	.1	.1	75.6
		29-OCT-2009	4	.1	.1	75.7
		30-OCT-2009	12	.2	.2	75.9
		31-OCT-2009	1	.0	.0	75.9
		01-NOV-2009	59	1.0	1.0	76.9
		02-NOV-2009	21	.3	.3	77.2
		03-NOV-2009	22	.4	.4	77.6
		04-NOV-2009	15	.2	.2	77.8
		05-NOV-2009	24	.4	.4	78.2
		06-NOV-2009	20	.3	.3	78.5
		09-NOV-2009	27	.4	.4	79.0
		10-NOV-2009	27	.4	.4	79.4
		11-NOV-2009	30	.5	.5	79.9
		12-NOV-2009	23	.4	.4	80.3
		13-NOV-2009	15	.2	.2	80.5
		15-NOV-2009	2	.0	.0	80.6
		16-NOV-2009	35	.6	.6	81.1
		17-NOV-2009	20	.3	.3	81.5
		18-NOV-2009	24	.4	.4	81.8
		19-NOV-2009	31	.5	.5	82.4
		20-NOV-2009	21	.3	.3	82.7
		21-NOV-2009	1	.0	.0	82.7
		23-NOV-2009	34	.6	.6	83.3
		24-NOV-2009	29	.5	.5	83.7
		25-NOV-2009	26	.4	.4	84.2
		26-NOV-2009	1	.0	.0	84.2
27-NOV-2009	4	.1	.1	84.3		
29-NOV-2009	1	.0	.0	84.3		
30-NOV-2009	24	.4	.4	84.7		
01-DEC-2009	229	3.7	3.7	88.4		
02-DEC-2009	39	.6	.6	89.0		
03-DEC-2009	50	.8	.8	89.9		
04-DEC-2009	29	.5	.5	90.3		
05-DEC-2009	1	.0	.0	90.4		

Last Service Date

Year First Service			Frequency	Percent	Valid Percent	Cumulative Percent
2007	Valid	07-DEC-2009	35	.6	.6	90.9
		08-DEC-2009	29	.5	.5	91.4
		09-DEC-2009	27	.4	.4	91.8
		10-DEC-2009	46	.8	.8	92.6
		11-DEC-2009	24	.4	.4	93.0
		12-DEC-2009	2	.0	.0	93.0
		14-DEC-2009	42	.7	.7	93.7
		15-DEC-2009	41	.7	.7	94.4
		16-DEC-2009	43	.7	.7	95.1
		17-DEC-2009	33	.5	.5	95.6
		18-DEC-2009	16	.3	.3	95.9
		19-DEC-2009	2	.0	.0	95.9
		21-DEC-2009	34	.6	.6	96.5
		22-DEC-2009	30	.5	.5	97.0
		23-DEC-2009	32	.5	.5	97.5
		24-DEC-2009	11	.2	.2	97.7
		27-DEC-2009	1	.0	.0	97.7
		28-DEC-2009	34	.6	.6	98.2
		29-DEC-2009	24	.4	.4	98.6
		30-DEC-2009	44	.7	.7	99.3
		31-DEC-2009	40	.7	.7	100.0
Total		6115	100.0	100.0		

Last Service Date

Year First Service			Frequency	Percent	Valid Percent	Cumulative Percent
2008	Valid	01-JAN-2008	14	.3	.3	.3
		02-JAN-2008	3	.1	.1	.4
		03-JAN-2008	1	.0	.0	.4
		04-JAN-2008	4	.1	.1	.5
		07-JAN-2008	5	.1	.1	.6
		08-JAN-2008	3	.1	.1	.7
		09-JAN-2008	6	.1	.1	.8
		10-JAN-2008	3	.1	.1	.9
		11-JAN-2008	1	.0	.0	.9
		12-JAN-2008	1	.0	.0	.9
		14-JAN-2008	7	.2	.2	1.1
		16-JAN-2008	2	.0	.0	1.1
		17-JAN-2008	3	.1	.1	1.2
		18-JAN-2008	2	.0	.0	1.2
		21-JAN-2008	1	.0	.0	1.3
		22-JAN-2008	3	.1	.1	1.3
		23-JAN-2008	8	.2	.2	1.5
		25-JAN-2008	2	.0	.0	1.6
		28-JAN-2008	4	.1	.1	1.6
		29-JAN-2008	2	.0	.0	1.7
		31-JAN-2008	6	.1	.1	1.8
		01-FEB-2008	26	.6	.6	2.4
		05-FEB-2008	7	.2	.2	2.6
		06-FEB-2008	8	.2	.2	2.8
		07-FEB-2008	1	.0	.0	2.8
		08-FEB-2008	6	.1	.1	2.9
		11-FEB-2008	3	.1	.1	3.0
		12-FEB-2008	3	.1	.1	3.0
		13-FEB-2008	6	.1	.1	3.2
		14-FEB-2008	3	.1	.1	3.2
		15-FEB-2008	5	.1	.1	3.4
		18-FEB-2008	4	.1	.1	3.5
		19-FEB-2008	2	.0	.0	3.5
		20-FEB-2008	10	.2	.2	3.7
		22-FEB-2008	6	.1	.1	3.9
		23-FEB-2008	1	.0	.0	3.9
		25-FEB-2008	3	.1	.1	3.9
		26-FEB-2008	5	.1	.1	4.1
		27-FEB-2008	4	.1	.1	4.2
		28-FEB-2008	5	.1	.1	4.3
		29-FEB-2008	15	.3	.3	4.6
		01-MAR-2008	40	.9	.9	5.5
		03-MAR-2008	8	.2	.2	5.7
04-MAR-2008	5	.1	.1	5.8		
05-MAR-2008	7	.2	.2	6.0		
06-MAR-2008	2	.0	.0	6.0		
07-MAR-2008	2	.0	.0	6.0		
10-MAR-2008	6	.1	.1	6.2		
11-MAR-2008	5	.1	.1	6.3		
12-MAR-2008	2	.0	.0	6.3		
13-MAR-2008	6	.1	.1	6.5		

Last Service Date

Year First Service			Frequency	Percent	Valid Percent	Cumulative Percent
2008	Valid	14-MAR-2008	8	.2	.2	6.7
		15-MAR-2008	2	.0	.0	6.7
		17-MAR-2008	3	.1	.1	6.8
		18-MAR-2008	7	.2	.2	6.9
		19-MAR-2008	5	.1	.1	7.0
		20-MAR-2008	9	.2	.2	7.2
		21-MAR-2008	5	.1	.1	7.4
		23-MAR-2008	2	.0	.0	7.4
		24-MAR-2008	3	.1	.1	7.5
		25-MAR-2008	4	.1	.1	7.6
		26-MAR-2008	3	.1	.1	7.6
		27-MAR-2008	1	.0	.0	7.6
		28-MAR-2008	4	.1	.1	7.7
		31-MAR-2008	2	.0	.0	7.8
		01-APR-2008	47	1.1	1.1	8.8
		02-APR-2008	6	.1	.1	9.0
		03-APR-2008	4	.1	.1	9.1
		04-APR-2008	3	.1	.1	9.1
		06-APR-2008	2	.0	.0	9.2
		07-APR-2008	8	.2	.2	9.4
		08-APR-2008	4	.1	.1	9.5
		09-APR-2008	7	.2	.2	9.6
		10-APR-2008	4	.1	.1	9.7
		11-APR-2008	6	.1	.1	9.8
		12-APR-2008	1	.0	.0	9.9
		14-APR-2008	4	.1	.1	10.0
		15-APR-2008	11	.2	.2	10.2
		16-APR-2008	9	.2	.2	10.4
		17-APR-2008	3	.1	.1	10.5
		18-APR-2008	6	.1	.1	10.6
		21-APR-2008	1	.0	.0	10.6
		22-APR-2008	10	.2	.2	10.9
		23-APR-2008	6	.1	.1	11.0
		24-APR-2008	4	.1	.1	11.1
		25-APR-2008	4	.1	.1	11.2
		28-APR-2008	5	.1	.1	11.3
		29-APR-2008	3	.1	.1	11.3
		30-APR-2008	9	.2	.2	11.6
		01-MAY-2008	30	.7	.7	12.2
		02-MAY-2008	4	.1	.1	12.3
		05-MAY-2008	9	.2	.2	12.5
		06-MAY-2008	5	.1	.1	12.6
		07-MAY-2008	8	.2	.2	12.8
		08-MAY-2008	3	.1	.1	12.9
		09-MAY-2008	2	.0	.0	12.9
		12-MAY-2008	7	.2	.2	13.1
		13-MAY-2008	5	.1	.1	13.2
		14-MAY-2008	4	.1	.1	13.3
		15-MAY-2008	4	.1	.1	13.4
		16-MAY-2008	3	.1	.1	13.4
		19-MAY-2008	4	.1	.1	13.5

Last Service Date

Year First Service			Frequency	Percent	Valid Percent	Cumulative Percent
2008	Valid	20-MAY-2008	10	.2	.2	13.8
		21-MAY-2008	3	.1	.1	13.8
		22-MAY-2008	4	.1	.1	13.9
		23-MAY-2008	6	.1	.1	14.1
		27-MAY-2008	4	.1	.1	14.1
		28-MAY-2008	5	.1	.1	14.3
		29-MAY-2008	14	.3	.3	14.6
		30-MAY-2008	7	.2	.2	14.7
		01-JUN-2008	33	.7	.7	15.5
		02-JUN-2008	17	.4	.4	15.9
		03-JUN-2008	10	.2	.2	16.1
		04-JUN-2008	4	.1	.1	16.2
		05-JUN-2008	13	.3	.3	16.5
		06-JUN-2008	5	.1	.1	16.6
		07-JUN-2008	5	.1	.1	16.7
		09-JUN-2008	5	.1	.1	16.8
		10-JUN-2008	9	.2	.2	17.0
		11-JUN-2008	9	.2	.2	17.2
		12-JUN-2008	5	.1	.1	17.3
		13-JUN-2008	7	.2	.2	17.5
		16-JUN-2008	5	.1	.1	17.6
		17-JUN-2008	4	.1	.1	17.7
		18-JUN-2008	3	.1	.1	17.8
		19-JUN-2008	3	.1	.1	17.8
		20-JUN-2008	5	.1	.1	17.9
		22-JUN-2008	1	.0	.0	18.0
		23-JUN-2008	9	.2	.2	18.2
		24-JUN-2008	6	.1	.1	18.3
		25-JUN-2008	5	.1	.1	18.4
		26-JUN-2008	2	.0	.0	18.5
		27-JUN-2008	7	.2	.2	18.6
		30-JUN-2008	6	.1	.1	18.8
		01-JUL-2008	33	.7	.7	19.5
		02-JUL-2008	8	.2	.2	19.7
		03-JUL-2008	2	.0	.0	19.7
		05-JUL-2008	1	.0	.0	19.7
		07-JUL-2008	7	.2	.2	19.9
		08-JUL-2008	5	.1	.1	20.0
		09-JUL-2008	10	.2	.2	20.2
		10-JUL-2008	1	.0	.0	20.3
		11-JUL-2008	10	.2	.2	20.5
		12-JUL-2008	1	.0	.0	20.5
		14-JUL-2008	3	.1	.1	20.6
		15-JUL-2008	4	.1	.1	20.7
		16-JUL-2008	5	.1	.1	20.8
		17-JUL-2008	5	.1	.1	20.9
		18-JUL-2008	3	.1	.1	21.0
		21-JUL-2008	4	.1	.1	21.1
		22-JUL-2008	7	.2	.2	21.2
		23-JUL-2008	13	.3	.3	21.5
		24-JUL-2008	9	.2	.2	21.7

Last Service Date

Year First Service			Frequency	Percent	Valid Percent	Cumulative Percent
2008	Valid	25-JUL-2008	6	.1	.1	21.8
		26-JUL-2008	1	.0	.0	21.9
		28-JUL-2008	6	.1	.1	22.0
		29-JUL-2008	11	.2	.2	22.2
		30-JUL-2008	5	.1	.1	22.4
		31-JUL-2008	5	.1	.1	22.5
		01-AUG-2008	26	.6	.6	23.1
		04-AUG-2008	7	.2	.2	23.2
		05-AUG-2008	2	.0	.0	23.3
		06-AUG-2008	12	.3	.3	23.5
		07-AUG-2008	5	.1	.1	23.6
		08-AUG-2008	5	.1	.1	23.8
		09-AUG-2008	3	.1	.1	23.8
		10-AUG-2008	1	.0	.0	23.8
		11-AUG-2008	12	.3	.3	24.1
		12-AUG-2008	8	.2	.2	24.3
		13-AUG-2008	10	.2	.2	24.5
		14-AUG-2008	5	.1	.1	24.6
		15-AUG-2008	9	.2	.2	24.8
		18-AUG-2008	3	.1	.1	24.9
		19-AUG-2008	3	.1	.1	25.0
		20-AUG-2008	7	.2	.2	25.1
		21-AUG-2008	6	.1	.1	25.3
		22-AUG-2008	6	.1	.1	25.4
		24-AUG-2008	1	.0	.0	25.4
		25-AUG-2008	2	.0	.0	25.5
		26-AUG-2008	3	.1	.1	25.5
		27-AUG-2008	5	.1	.1	25.7
		28-AUG-2008	4	.1	.1	25.7
		29-AUG-2008	6	.1	.1	25.9
		01-SEP-2008	44	1.0	1.0	26.9
		02-SEP-2008	7	.2	.2	27.0
		03-SEP-2008	8	.2	.2	27.2
		04-SEP-2008	6	.1	.1	27.3
		05-SEP-2008	14	.3	.3	27.7
		06-SEP-2008	1	.0	.0	27.7
		07-SEP-2008	1	.0	.0	27.7
		08-SEP-2008	11	.2	.2	28.0
		09-SEP-2008	9	.2	.2	28.2
		10-SEP-2008	13	.3	.3	28.5
		11-SEP-2008	4	.1	.1	28.5
		12-SEP-2008	3	.1	.1	28.6
		15-SEP-2008	11	.2	.2	28.9
		16-SEP-2008	12	.3	.3	29.1
		17-SEP-2008	12	.3	.3	29.4
		18-SEP-2008	7	.2	.2	29.6
		19-SEP-2008	2	.0	.0	29.6
		21-SEP-2008	2	.0	.0	29.6
		22-SEP-2008	6	.1	.1	29.8
		23-SEP-2008	10	.2	.2	30.0
		24-SEP-2008	9	.2	.2	30.2

Last Service Date

Year First Service			Frequency	Percent	Valid Percent	Cumulative Percent
2008	Valid	25-SEP-2008	7	.2	.2	30.4
		26-SEP-2008	10	.2	.2	30.6
		28-SEP-2008	2	.0	.0	30.6
		29-SEP-2008	12	.3	.3	30.9
		30-SEP-2008	13	.3	.3	31.2
		01-OCT-2008	50	1.1	1.1	32.3
		02-OCT-2008	5	.1	.1	32.4
		03-OCT-2008	3	.1	.1	32.5
		06-OCT-2008	7	.2	.2	32.7
		07-OCT-2008	2	.0	.0	32.7
		08-OCT-2008	14	.3	.3	33.0
		09-OCT-2008	7	.2	.2	33.2
		10-OCT-2008	4	.1	.1	33.3
		11-OCT-2008	1	.0	.0	33.3
		12-OCT-2008	1	.0	.0	33.3
		13-OCT-2008	4	.1	.1	33.4
		14-OCT-2008	6	.1	.1	33.6
		15-OCT-2008	18	.4	.4	34.0
		16-OCT-2008	23	.5	.5	34.5
		17-OCT-2008	8	.2	.2	34.7
		20-OCT-2008	10	.2	.2	34.9
		21-OCT-2008	11	.2	.2	35.1
		22-OCT-2008	12	.3	.3	35.4
		23-OCT-2008	8	.2	.2	35.6
		24-OCT-2008	8	.2	.2	35.8
		25-OCT-2008	2	.0	.0	35.8
		27-OCT-2008	9	.2	.2	36.0
		28-OCT-2008	6	.1	.1	36.1
		29-OCT-2008	14	.3	.3	36.5
		30-OCT-2008	7	.2	.2	36.6
		31-OCT-2008	11	.2	.2	36.9
		01-NOV-2008	32	.7	.7	37.6
		03-NOV-2008	10	.2	.2	37.8
		04-NOV-2008	5	.1	.1	37.9
		05-NOV-2008	6	.1	.1	38.1
		06-NOV-2008	7	.2	.2	38.2
		07-NOV-2008	9	.2	.2	38.4
		08-NOV-2008	6	.1	.1	38.6
		10-NOV-2008	12	.3	.3	38.8
		11-NOV-2008	8	.2	.2	39.0
		12-NOV-2008	7	.2	.2	39.2
		13-NOV-2008	7	.2	.2	39.3
		14-NOV-2008	6	.1	.1	39.5
		15-NOV-2008	3	.1	.1	39.5
		17-NOV-2008	7	.2	.2	39.7
		18-NOV-2008	6	.1	.1	39.8
		19-NOV-2008	8	.2	.2	40.0
		20-NOV-2008	9	.2	.2	40.2
		21-NOV-2008	7	.2	.2	40.4
		24-NOV-2008	11	.2	.2	40.6
		25-NOV-2008	9	.2	.2	40.8

Last Service Date

Year First Service			Frequency	Percent	Valid Percent	Cumulative Percent
2008	Valid	26-NOV-2008	7	.2	.2	41.0
		30-NOV-2008	3	.1	.1	41.0
		01-DEC-2008	56	1.3	1.3	42.3
		02-DEC-2008	7	.2	.2	42.5
		03-DEC-2008	5	.1	.1	42.6
		04-DEC-2008	6	.1	.1	42.7
		05-DEC-2008	6	.1	.1	42.8
		06-DEC-2008	4	.1	.1	42.9
		08-DEC-2008	9	.2	.2	43.1
		09-DEC-2008	7	.2	.2	43.3
		10-DEC-2008	8	.2	.2	43.5
		11-DEC-2008	11	.2	.2	43.7
		12-DEC-2008	5	.1	.1	43.8
		13-DEC-2008	2	.0	.0	43.9
		15-DEC-2008	4	.1	.1	44.0
		16-DEC-2008	10	.2	.2	44.2
		17-DEC-2008	11	.2	.2	44.4
		18-DEC-2008	10	.2	.2	44.7
		19-DEC-2008	8	.2	.2	44.9
		21-DEC-2008	1	.0	.0	44.9
		22-DEC-2008	12	.3	.3	45.1
		23-DEC-2008	11	.2	.2	45.4
		24-DEC-2008	2	.0	.0	45.4
		25-DEC-2008	1	.0	.0	45.5
		26-DEC-2008	3	.1	.1	45.5
		29-DEC-2008	6	.1	.1	45.7
		30-DEC-2008	10	.2	.2	45.9
		31-DEC-2008	5	.1	.1	46.0
		01-JAN-2009	14	.3	.3	46.3
		02-JAN-2009	1	.0	.0	46.3
		05-JAN-2009	4	.1	.1	46.4
06-JAN-2009	7	.2	.2	46.6		
07-JAN-2009	1	.0	.0	46.6		
08-JAN-2009	6	.1	.1	46.8		
09-JAN-2009	8	.2	.2	46.9		
10-JAN-2009	6	.1	.1	47.1		
12-JAN-2009	8	.2	.2	47.2		
13-JAN-2009	5	.1	.1	47.4		
14-JAN-2009	6	.1	.1	47.5		
15-JAN-2009	4	.1	.1	47.6		
16-JAN-2009	5	.1	.1	47.7		
20-JAN-2009	5	.1	.1	47.8		
21-JAN-2009	3	.1	.1	47.9		
22-JAN-2009	5	.1	.1	48.0		
23-JAN-2009	2	.0	.0	48.0		
26-JAN-2009	6	.1	.1	48.2		
27-JAN-2009	9	.2	.2	48.4		
28-JAN-2009	3	.1	.1	48.4		
29-JAN-2009	7	.2	.2	48.6		
30-JAN-2009	12	.3	.3	48.9		
31-JAN-2009	10	.2	.2	49.1		

Last Service Date

Year First Service			Frequency	Percent	Valid Percent	Cumulative Percent
2008	Valid	01-FEB-2009	20	.5	.5	49.5
		02-FEB-2009	4	.1	.1	49.6
		03-FEB-2009	4	.1	.1	49.7
		04-FEB-2009	18	.4	.4	50.1
		05-FEB-2009	1	.0	.0	50.2
		06-FEB-2009	3	.1	.1	50.2
		09-FEB-2009	5	.1	.1	50.3
		10-FEB-2009	31	.7	.7	51.0
		11-FEB-2009	6	.1	.1	51.2
		12-FEB-2009	3	.1	.1	51.2
		13-FEB-2009	5	.1	.1	51.4
		14-FEB-2009	1	.0	.0	51.4
		16-FEB-2009	5	.1	.1	51.5
		17-FEB-2009	11	.2	.2	51.7
		18-FEB-2009	9	.2	.2	51.9
		19-FEB-2009	2	.0	.0	52.0
		20-FEB-2009	1	.0	.0	52.0
		23-FEB-2009	5	.1	.1	52.1
		24-FEB-2009	1	.0	.0	52.1
		25-FEB-2009	20	.5	.5	52.6
		26-FEB-2009	9	.2	.2	52.8
		27-FEB-2009	18	.4	.4	53.2
		28-FEB-2009	8	.2	.2	53.4
		01-MAR-2009	21	.5	.5	53.9
		02-MAR-2009	4	.1	.1	53.9
		03-MAR-2009	11	.2	.2	54.2
		04-MAR-2009	2	.0	.0	54.2
		05-MAR-2009	4	.1	.1	54.3
		06-MAR-2009	4	.1	.1	54.4
		08-MAR-2009	1	.0	.0	54.4
		09-MAR-2009	7	.2	.2	54.6
		10-MAR-2009	4	.1	.1	54.7
		11-MAR-2009	1	.0	.0	54.7
		12-MAR-2009	6	.1	.1	54.9
		13-MAR-2009	2	.0	.0	54.9
		16-MAR-2009	8	.2	.2	55.1
		17-MAR-2009	7	.2	.2	55.2
		18-MAR-2009	6	.1	.1	55.4
		20-MAR-2009	4	.1	.1	55.5
		23-MAR-2009	6	.1	.1	55.6
		24-MAR-2009	5	.1	.1	55.7
25-MAR-2009	5	.1	.1	55.8		
26-MAR-2009	4	.1	.1	55.9		
28-MAR-2009	1	.0	.0	55.9		
30-MAR-2009	5	.1	.1	56.0		
31-MAR-2009	8	.2	.2	56.2		
01-APR-2009	39	.9	.9	57.1		
02-APR-2009	4	.1	.1	57.2		
03-APR-2009	5	.1	.1	57.3		
06-APR-2009	6	.1	.1	57.4		
07-APR-2009	1	.0	.0	57.5		

Last Service Date

Year First Service			Frequency	Percent	Valid Percent	Cumulative Percent
2008	Valid	08-APR-2009	3	.1	.1	57.5
		09-APR-2009	12	.3	.3	57.8
		10-APR-2009	14	.3	.3	58.1
		13-APR-2009	7	.2	.2	58.3
		14-APR-2009	4	.1	.1	58.4
		15-APR-2009	4	.1	.1	58.5
		16-APR-2009	3	.1	.1	58.5
		17-APR-2009	7	.2	.2	58.7
		20-APR-2009	1	.0	.0	58.7
		21-APR-2009	3	.1	.1	58.8
		22-APR-2009	5	.1	.1	58.9
		23-APR-2009	6	.1	.1	59.0
		24-APR-2009	2	.0	.0	59.1
		27-APR-2009	11	.2	.2	59.3
		28-APR-2009	7	.2	.2	59.5
		29-APR-2009	3	.1	.1	59.5
		30-APR-2009	4	.1	.1	59.6
		01-MAY-2009	31	.7	.7	60.3
		02-MAY-2009	3	.1	.1	60.4
		04-MAY-2009	2	.0	.0	60.4
		05-MAY-2009	9	.2	.2	60.6
		06-MAY-2009	5	.1	.1	60.8
		07-MAY-2009	1	.0	.0	60.8
		08-MAY-2009	7	.2	.2	60.9
		11-MAY-2009	3	.1	.1	61.0
		12-MAY-2009	5	.1	.1	61.1
		13-MAY-2009	6	.1	.1	61.3
		14-MAY-2009	4	.1	.1	61.3
		15-MAY-2009	3	.1	.1	61.4
		18-MAY-2009	5	.1	.1	61.5
		19-MAY-2009	3	.1	.1	61.6
		20-MAY-2009	9	.2	.2	61.8
		21-MAY-2009	7	.2	.2	62.0
		22-MAY-2009	8	.2	.2	62.1
		23-MAY-2009	1	.0	.0	62.2
		26-MAY-2009	8	.2	.2	62.3
		27-MAY-2009	3	.1	.1	62.4
		28-MAY-2009	5	.1	.1	62.5
		29-MAY-2009	4	.1	.1	62.6
		30-MAY-2009	1	.0	.0	62.6
		31-MAY-2009	1	.0	.0	62.7
01-JUN-2009	41	.9	.9	63.6		
02-JUN-2009	6	.1	.1	63.7		
03-JUN-2009	4	.1	.1	63.8		
04-JUN-2009	7	.2	.2	64.0		
05-JUN-2009	5	.1	.1	64.1		
06-JUN-2009	2	.0	.0	64.1		
08-JUN-2009	7	.2	.2	64.3		
09-JUN-2009	5	.1	.1	64.4		
10-JUN-2009	7	.2	.2	64.6		
11-JUN-2009	3	.1	.1	64.6		

Last Service Date

Year First Service			Frequency	Percent	Valid Percent	Cumulative Percent
2008	Valid	12-JUN-2009	5	.1	.1	64.7
		14-JUN-2009	1	.0	.0	64.8
		15-JUN-2009	10	.2	.2	65.0
		16-JUN-2009	3	.1	.1	65.0
		17-JUN-2009	6	.1	.1	65.2
		18-JUN-2009	8	.2	.2	65.4
		19-JUN-2009	11	.2	.2	65.6
		22-JUN-2009	4	.1	.1	65.7
		23-JUN-2009	1	.0	.0	65.7
		24-JUN-2009	5	.1	.1	65.8
		25-JUN-2009	6	.1	.1	66.0
		26-JUN-2009	7	.2	.2	66.1
		28-JUN-2009	1	.0	.0	66.2
		29-JUN-2009	6	.1	.1	66.3
		30-JUN-2009	10	.2	.2	66.5
		01-JUL-2009	28	.6	.6	67.1
		02-JUL-2009	2	.0	.0	67.2
		03-JUL-2009	1	.0	.0	67.2
		05-JUL-2009	1	.0	.0	67.2
		06-JUL-2009	8	.2	.2	67.4
		07-JUL-2009	1	.0	.0	67.4
		08-JUL-2009	4	.1	.1	67.5
		09-JUL-2009	7	.2	.2	67.7
		10-JUL-2009	2	.0	.0	67.7
		11-JUL-2009	1	.0	.0	67.8
		13-JUL-2009	8	.2	.2	67.9
		14-JUL-2009	4	.1	.1	68.0
		15-JUL-2009	3	.1	.1	68.1
		16-JUL-2009	2	.0	.0	68.1
		17-JUL-2009	2	.0	.0	68.2
		19-JUL-2009	1	.0	.0	68.2
		20-JUL-2009	5	.1	.1	68.3
		21-JUL-2009	7	.2	.2	68.5
		22-JUL-2009	8	.2	.2	68.7
		23-JUL-2009	4	.1	.1	68.8
		24-JUL-2009	3	.1	.1	68.8
		25-JUL-2009	1	.0	.0	68.8
		27-JUL-2009	3	.1	.1	68.9
		28-JUL-2009	6	.1	.1	69.0
		29-JUL-2009	1	.0	.0	69.1
		30-JUL-2009	8	.2	.2	69.2
		31-JUL-2009	8	.2	.2	69.4
		01-AUG-2009	21	.5	.5	69.9
02-AUG-2009	1	.0	.0	69.9		
03-AUG-2009	4	.1	.1	70.0		
04-AUG-2009	9	.2	.2	70.2		
05-AUG-2009	4	.1	.1	70.3		
06-AUG-2009	3	.1	.1	70.4		
07-AUG-2009	5	.1	.1	70.5		
10-AUG-2009	5	.1	.1	70.6		
11-AUG-2009	3	.1	.1	70.7		

Last Service Date

Year First Service		Frequency	Percent	Valid Percent	Cumulative Percent	
2008	Valid	12-AUG-2009	5	.1	.1	70.8
		13-AUG-2009	7	.2	.2	70.9
		14-AUG-2009	20	.5	.5	71.4
		15-AUG-2009	1	.0	.0	71.4
		16-AUG-2009	1	.0	.0	71.4
		17-AUG-2009	8	.2	.2	71.6
		18-AUG-2009	1	.0	.0	71.6
		19-AUG-2009	3	.1	.1	71.7
		20-AUG-2009	4	.1	.1	71.8
		21-AUG-2009	2	.0	.0	71.8
		22-AUG-2009	1	.0	.0	71.9
		24-AUG-2009	5	.1	.1	72.0
		25-AUG-2009	2	.0	.0	72.0
		26-AUG-2009	4	.1	.1	72.1
		27-AUG-2009	7	.2	.2	72.3
		29-AUG-2009	1	.0	.0	72.3
		31-AUG-2009	9	.2	.2	72.5
		01-SEP-2009	35	.8	.8	73.3
		02-SEP-2009	9	.2	.2	73.5
		03-SEP-2009	8	.2	.2	73.7
		04-SEP-2009	4	.1	.1	73.8
		06-SEP-2009	1	.0	.0	73.8
		08-SEP-2009	4	.1	.1	73.9
		09-SEP-2009	4	.1	.1	74.0
		10-SEP-2009	5	.1	.1	74.1
		11-SEP-2009	2	.0	.0	74.1
		12-SEP-2009	1	.0	.0	74.1
		14-SEP-2009	3	.1	.1	74.2
		15-SEP-2009	11	.2	.2	74.5
		16-SEP-2009	6	.1	.1	74.6
		17-SEP-2009	6	.1	.1	74.7
		18-SEP-2009	6	.1	.1	74.9
		21-SEP-2009	11	.2	.2	75.1
		22-SEP-2009	4	.1	.1	75.2
		23-SEP-2009	6	.1	.1	75.3
		24-SEP-2009	7	.2	.2	75.5
		25-SEP-2009	4	.1	.1	75.6
		28-SEP-2009	10	.2	.2	75.8
		29-SEP-2009	10	.2	.2	76.0
		30-SEP-2009	22	.5	.5	76.5
		01-OCT-2009	27	.6	.6	77.1
	02-OCT-2009	3	.1	.1	77.2	
	03-OCT-2009	1	.0	.0	77.2	
	05-OCT-2009	2	.0	.0	77.3	
	06-OCT-2009	9	.2	.2	77.5	
	07-OCT-2009	8	.2	.2	77.7	
	08-OCT-2009	3	.1	.1	77.7	
	09-OCT-2009	4	.1	.1	77.8	
	12-OCT-2009	3	.1	.1	77.9	
	13-OCT-2009	3	.1	.1	78.0	
	14-OCT-2009	7	.2	.2	78.1	

Last Service Date

Year First Service			Frequency	Percent	Valid Percent	Cumulative Percent
2008	Valid	15-OCT-2009	4	.1	.1	78.2
		16-OCT-2009	6	.1	.1	78.3
		18-OCT-2009	1	.0	.0	78.4
		19-OCT-2009	7	.2	.2	78.5
		20-OCT-2009	4	.1	.1	78.6
		21-OCT-2009	7	.2	.2	78.8
		22-OCT-2009	11	.2	.2	79.0
		23-OCT-2009	1	.0	.0	79.0
		26-OCT-2009	12	.3	.3	79.3
		27-OCT-2009	8	.2	.2	79.5
		28-OCT-2009	3	.1	.1	79.6
		29-OCT-2009	2	.0	.0	79.6
		30-OCT-2009	3	.1	.1	79.7
		31-OCT-2009	2	.0	.0	79.7
		01-NOV-2009	47	1.1	1.1	80.8
		02-NOV-2009	6	.1	.1	80.9
		03-NOV-2009	11	.2	.2	81.2
		04-NOV-2009	9	.2	.2	81.4
		05-NOV-2009	11	.2	.2	81.6
		06-NOV-2009	10	.2	.2	81.8
		09-NOV-2009	4	.1	.1	81.9
		10-NOV-2009	14	.3	.3	82.2
		11-NOV-2009	10	.2	.2	82.5
		12-NOV-2009	11	.2	.2	82.7
		13-NOV-2009	11	.2	.2	83.0
		16-NOV-2009	13	.3	.3	83.3
		17-NOV-2009	7	.2	.2	83.4
		18-NOV-2009	12	.3	.3	83.7
		19-NOV-2009	12	.3	.3	84.0
		20-NOV-2009	15	.3	.3	84.3
		23-NOV-2009	15	.3	.3	84.6
		24-NOV-2009	17	.4	.4	85.0
		25-NOV-2009	9	.2	.2	85.2
		26-NOV-2009	2	.0	.0	85.3
		28-NOV-2009	1	.0	.0	85.3
		30-NOV-2009	14	.3	.3	85.6
		01-DEC-2009	234	5.3	5.3	90.9
		02-DEC-2009	28	.6	.6	91.5
		03-DEC-2009	20	.5	.5	92.0
		04-DEC-2009	10	.2	.2	92.2
		07-DEC-2009	22	.5	.5	92.7
		08-DEC-2009	14	.3	.3	93.0
		09-DEC-2009	20	.5	.5	93.5
		10-DEC-2009	12	.3	.3	93.7
		11-DEC-2009	17	.4	.4	94.1
		14-DEC-2009	21	.5	.5	94.6
		15-DEC-2009	15	.3	.3	94.9
		16-DEC-2009	29	.7	.7	95.6
		17-DEC-2009	22	.5	.5	96.1
		18-DEC-2009	18	.4	.4	96.5
		20-DEC-2009	1	.0	.0	96.5

Last Service Date

Year First Service			Frequency	Percent	Valid Percent	Cumulative Percent
2008	Valid	21-DEC-2009	23	.5	.5	97.0
		22-DEC-2009	18	.4	.4	97.4
		23-DEC-2009	17	.4	.4	97.8
		24-DEC-2009	3	.1	.1	97.9
		25-DEC-2009	1	.0	.0	97.9
		26-DEC-2009	2	.0	.0	97.9
		28-DEC-2009	13	.3	.3	98.2
		29-DEC-2009	22	.5	.5	98.7
		30-DEC-2009	33	.7	.7	99.5
		31-DEC-2009	23	.5	.5	100.0
		Total	4432	100.0	100.0	

Last Service Date

Year First Service			Frequency	Percent	Valid Percent	Cumulative Percent
2009	Valid	01-JAN-2009	5	.1	.1	.1
		02-JAN-2009	3	.1	.1	.2
		04-JAN-2009	1	.0	.0	.2
		05-JAN-2009	4	.1	.1	.3
		06-JAN-2009	2	.0	.0	.3
		07-JAN-2009	10	.2	.2	.6
		08-JAN-2009	4	.1	.1	.7
		09-JAN-2009	6	.1	.1	.8
		10-JAN-2009	1	.0	.0	.8
		12-JAN-2009	5	.1	.1	1.0
		13-JAN-2009	3	.1	.1	1.0
		14-JAN-2009	9	.2	.2	1.2
		15-JAN-2009	3	.1	.1	1.3
		16-JAN-2009	1	.0	.0	1.3
		19-JAN-2009	1	.0	.0	1.4
		20-JAN-2009	4	.1	.1	1.4
		21-JAN-2009	5	.1	.1	1.6
		22-JAN-2009	7	.2	.2	1.7
		23-JAN-2009	2	.0	.0	1.8
		26-JAN-2009	7	.2	.2	1.9
		27-JAN-2009	5	.1	.1	2.0
		28-JAN-2009	7	.2	.2	2.2
		29-JAN-2009	7	.2	.2	2.4
		30-JAN-2009	3	.1	.1	2.4
		31-JAN-2009	1	.0	.0	2.5
		01-FEB-2009	17	.4	.4	2.9
		02-FEB-2009	5	.1	.1	3.0
		03-FEB-2009	6	.1	.1	3.1
		04-FEB-2009	13	.3	.3	3.4
		05-FEB-2009	6	.1	.1	3.6
		06-FEB-2009	3	.1	.1	3.6
		07-FEB-2009	1	.0	.0	3.7
		09-FEB-2009	5	.1	.1	3.8
		10-FEB-2009	15	.3	.3	4.1
		11-FEB-2009	13	.3	.3	4.4
		12-FEB-2009	7	.2	.2	4.6
		15-FEB-2009	1	.0	.0	4.6
		16-FEB-2009	6	.1	.1	4.8
		17-FEB-2009	5	.1	.1	4.9
		18-FEB-2009	12	.3	.3	5.1
		19-FEB-2009	15	.3	.3	5.5
		20-FEB-2009	8	.2	.2	5.7
22-FEB-2009	1	.0	.0	5.7		
23-FEB-2009	12	.3	.3	6.0		
24-FEB-2009	18	.4	.4	6.4		
25-FEB-2009	17	.4	.4	6.8		
26-FEB-2009	10	.2	.2	7.0		
27-FEB-2009	10	.2	.2	7.3		
28-FEB-2009	2	.0	.0	7.3		
01-MAR-2009	25	.6	.6	7.9		
02-MAR-2009	8	.2	.2	8.1		

Last Service Date

Year First Service			Frequency	Percent	Valid Percent	Cumulative Percent
2009	Valid	03-MAR-2009	4	.1	.1	8.2
		04-MAR-2009	15	.3	.3	8.5
		05-MAR-2009	6	.1	.1	8.7
		06-MAR-2009	14	.3	.3	9.0
		07-MAR-2009	2	.0	.0	9.0
		09-MAR-2009	9	.2	.2	9.2
		10-MAR-2009	9	.2	.2	9.5
		11-MAR-2009	13	.3	.3	9.8
		12-MAR-2009	16	.4	.4	10.1
		13-MAR-2009	6	.1	.1	10.3
		16-MAR-2009	10	.2	.2	10.5
		17-MAR-2009	8	.2	.2	10.7
		18-MAR-2009	14	.3	.3	11.0
		19-MAR-2009	6	.1	.1	11.2
		20-MAR-2009	9	.2	.2	11.4
		22-MAR-2009	1	.0	.0	11.4
		23-MAR-2009	4	.1	.1	11.5
		24-MAR-2009	8	.2	.2	11.7
		25-MAR-2009	8	.2	.2	11.9
		26-MAR-2009	3	.1	.1	11.9
		27-MAR-2009	6	.1	.1	12.1
		28-MAR-2009	1	.0	.0	12.1
		29-MAR-2009	1	.0	.0	12.1
		30-MAR-2009	5	.1	.1	12.2
		31-MAR-2009	23	.5	.5	12.8
		01-APR-2009	48	1.1	1.1	13.9
		02-APR-2009	7	.2	.2	14.0
		03-APR-2009	8	.2	.2	14.2
		04-APR-2009	2	.0	.0	14.3
		06-APR-2009	21	.5	.5	14.8
		07-APR-2009	7	.2	.2	14.9
		08-APR-2009	13	.3	.3	15.2
		09-APR-2009	6	.1	.1	15.4
		10-APR-2009	12	.3	.3	15.7
		12-APR-2009	1	.0	.0	15.7
		13-APR-2009	16	.4	.4	16.0
		14-APR-2009	8	.2	.2	16.2
		15-APR-2009	9	.2	.2	16.4
		16-APR-2009	9	.2	.2	16.7
		17-APR-2009	8	.2	.2	16.8
		19-APR-2009	1	.0	.0	16.9
		20-APR-2009	10	.2	.2	17.1
		21-APR-2009	7	.2	.2	17.3
		22-APR-2009	8	.2	.2	17.4
		23-APR-2009	7	.2	.2	17.6
		24-APR-2009	7	.2	.2	17.8
		25-APR-2009	1	.0	.0	17.8
		26-APR-2009	1	.0	.0	17.8
		27-APR-2009	7	.2	.2	18.0
		28-APR-2009	17	.4	.4	18.4
		29-APR-2009	6	.1	.1	18.5

Last Service Date

Year First Service			Frequency	Percent	Valid Percent	Cumulative Percent
2009	Valid	30-APR-2009	15	.3	.3	18.9
		01-MAY-2009	51	1.2	1.2	20.1
		03-MAY-2009	2	.0	.0	20.1
		04-MAY-2009	9	.2	.2	20.3
		05-MAY-2009	8	.2	.2	20.5
		06-MAY-2009	6	.1	.1	20.6
		07-MAY-2009	6	.1	.1	20.8
		08-MAY-2009	9	.2	.2	21.0
		11-MAY-2009	6	.1	.1	21.1
		12-MAY-2009	8	.2	.2	21.3
		13-MAY-2009	8	.2	.2	21.5
		14-MAY-2009	8	.2	.2	21.7
		15-MAY-2009	4	.1	.1	21.8
		16-MAY-2009	1	.0	.0	21.8
		18-MAY-2009	16	.4	.4	22.2
		19-MAY-2009	15	.3	.3	22.5
		20-MAY-2009	16	.4	.4	22.9
		21-MAY-2009	11	.3	.3	23.2
		22-MAY-2009	9	.2	.2	23.4
		25-MAY-2009	1	.0	.0	23.4
		26-MAY-2009	12	.3	.3	23.7
		27-MAY-2009	16	.4	.4	24.0
		28-MAY-2009	10	.2	.2	24.3
		29-MAY-2009	19	.4	.4	24.7
		30-MAY-2009	2	.0	.0	24.8
		31-MAY-2009	2	.0	.0	24.8
		01-JUN-2009	55	1.3	1.3	26.1
		02-JUN-2009	26	.6	.6	26.7
		03-JUN-2009	20	.5	.5	27.2
		04-JUN-2009	13	.3	.3	27.5
		05-JUN-2009	7	.2	.2	27.6
		07-JUN-2009	4	.1	.1	27.7
		08-JUN-2009	17	.4	.4	28.1
		09-JUN-2009	9	.2	.2	28.3
		10-JUN-2009	13	.3	.3	28.6
		11-JUN-2009	21	.5	.5	29.1
		12-JUN-2009	10	.2	.2	29.4
		14-JUN-2009	2	.0	.0	29.4
		15-JUN-2009	21	.5	.5	29.9
		16-JUN-2009	10	.2	.2	30.1
		17-JUN-2009	20	.5	.5	30.6
		18-JUN-2009	11	.3	.3	30.8
		19-JUN-2009	12	.3	.3	31.1
		20-JUN-2009	1	.0	.0	31.1
		22-JUN-2009	29	.7	.7	31.8
		23-JUN-2009	22	.5	.5	32.3
		24-JUN-2009	32	.7	.7	33.1
		25-JUN-2009	13	.3	.3	33.4
26-JUN-2009	22	.5	.5	33.9		
27-JUN-2009	2	.0	.0	33.9		
28-JUN-2009	3	.1	.1	34.0		

Last Service Date

Year First Service			Frequency	Percent	Valid Percent	Cumulative Percent
2009	Valid	29-JUN-2009	16	.4	.4	34.4
		30-JUN-2009	21	.5	.5	34.9
		01-JUL-2009	45	1.0	1.0	35.9
		02-JUL-2009	4	.1	.1	36.0
		03-JUL-2009	1	.0	.0	36.0
		04-JUL-2009	1	.0	.0	36.1
		06-JUL-2009	3	.1	.1	36.1
		07-JUL-2009	11	.3	.3	36.4
		08-JUL-2009	12	.3	.3	36.7
		09-JUL-2009	7	.2	.2	36.8
		10-JUL-2009	5	.1	.1	36.9
		13-JUL-2009	12	.3	.3	37.2
		14-JUL-2009	10	.2	.2	37.5
		15-JUL-2009	8	.2	.2	37.6
		16-JUL-2009	14	.3	.3	38.0
		17-JUL-2009	4	.1	.1	38.1
		20-JUL-2009	5	.1	.1	38.2
		21-JUL-2009	13	.3	.3	38.5
		22-JUL-2009	10	.2	.2	38.7
		23-JUL-2009	12	.3	.3	39.0
		24-JUL-2009	8	.2	.2	39.2
		25-JUL-2009	3	.1	.1	39.2
		27-JUL-2009	11	.3	.3	39.5
		28-JUL-2009	19	.4	.4	39.9
		29-JUL-2009	6	.1	.1	40.1
		30-JUL-2009	9	.2	.2	40.3
		31-JUL-2009	18	.4	.4	40.7
		01-AUG-2009	46	1.1	1.1	41.8
		03-AUG-2009	13	.3	.3	42.1
		04-AUG-2009	10	.2	.2	42.3
		05-AUG-2009	14	.3	.3	42.7
		06-AUG-2009	15	.3	.3	43.0
		07-AUG-2009	3	.1	.1	43.1
		08-AUG-2009	2	.0	.0	43.1
		09-AUG-2009	2	.0	.0	43.2
		10-AUG-2009	11	.3	.3	43.4
		11-AUG-2009	9	.2	.2	43.6
		12-AUG-2009	10	.2	.2	43.9
		13-AUG-2009	13	.3	.3	44.2
		14-AUG-2009	17	.4	.4	44.6
		15-AUG-2009	1	.0	.0	44.6
		16-AUG-2009	1	.0	.0	44.6
		17-AUG-2009	10	.2	.2	44.8
		18-AUG-2009	10	.2	.2	45.1
		19-AUG-2009	9	.2	.2	45.3
		20-AUG-2009	16	.4	.4	45.7
		21-AUG-2009	7	.2	.2	45.8
24-AUG-2009	10	.2	.2	46.1		
25-AUG-2009	9	.2	.2	46.3		
26-AUG-2009	13	.3	.3	46.6		
27-AUG-2009	11	.3	.3	46.8		

Last Service Date

Year First Service			Frequency	Percent	Valid Percent	Cumulative Percent
2009	Valid	28-AUG-2009	12	.3	.3	47.1
		29-AUG-2009	2	.0	.0	47.1
		31-AUG-2009	18	.4	.4	47.6
		01-SEP-2009	48	1.1	1.1	48.7
		02-SEP-2009	12	.3	.3	49.0
		03-SEP-2009	12	.3	.3	49.2
		04-SEP-2009	12	.3	.3	49.5
		06-SEP-2009	2	.0	.0	49.6
		08-SEP-2009	9	.2	.2	49.8
		09-SEP-2009	9	.2	.2	50.0
		10-SEP-2009	12	.3	.3	50.3
		11-SEP-2009	7	.2	.2	50.4
		13-SEP-2009	1	.0	.0	50.5
		14-SEP-2009	7	.2	.2	50.6
		15-SEP-2009	10	.2	.2	50.9
		16-SEP-2009	11	.3	.3	51.1
		17-SEP-2009	7	.2	.2	51.3
		18-SEP-2009	7	.2	.2	51.4
		19-SEP-2009	3	.1	.1	51.5
		20-SEP-2009	1	.0	.0	51.5
		21-SEP-2009	13	.3	.3	51.8
		22-SEP-2009	10	.2	.2	52.1
		23-SEP-2009	14	.3	.3	52.4
		24-SEP-2009	16	.4	.4	52.8
		25-SEP-2009	5	.1	.1	52.9
		26-SEP-2009	1	.0	.0	52.9
		27-SEP-2009	2	.0	.0	52.9
		28-SEP-2009	12	.3	.3	53.2
		29-SEP-2009	9	.2	.2	53.4
		30-SEP-2009	26	.6	.6	54.0
		01-OCT-2009	49	1.1	1.1	55.2
		02-OCT-2009	14	.3	.3	55.5
		05-OCT-2009	20	.5	.5	56.0
		06-OCT-2009	17	.4	.4	56.4
		07-OCT-2009	11	.3	.3	56.6
		08-OCT-2009	21	.5	.5	57.1
		09-OCT-2009	7	.2	.2	57.3
		10-OCT-2009	1	.0	.0	57.3
		12-OCT-2009	7	.2	.2	57.5
		13-OCT-2009	16	.4	.4	57.8
14-OCT-2009	9	.2	.2	58.0		
15-OCT-2009	12	.3	.3	58.3		
16-OCT-2009	11	.3	.3	58.6		
17-OCT-2009	1	.0	.0	58.6		
18-OCT-2009	1	.0	.0	58.6		
19-OCT-2009	13	.3	.3	58.9		
20-OCT-2009	21	.5	.5	59.4		
21-OCT-2009	12	.3	.3	59.7		
22-OCT-2009	13	.3	.3	60.0		
23-OCT-2009	8	.2	.2	60.2		
24-OCT-2009	2	.0	.0	60.2		

Last Service Date

Year First Service			Frequency	Percent	Valid Percent	Cumulative Percent
2009	Valid	25-OCT-2009	1	.0	.0	60.3
		26-OCT-2009	9	.2	.2	60.5
		27-OCT-2009	19	.4	.4	60.9
		28-OCT-2009	11	.3	.3	61.2
		29-OCT-2009	7	.2	.2	61.3
		30-OCT-2009	28	.7	.7	62.0
		31-OCT-2009	2	.0	.0	62.0
		01-NOV-2009	74	1.7	1.7	63.8
		02-NOV-2009	17	.4	.4	64.2
		03-NOV-2009	22	.5	.5	64.7
		04-NOV-2009	26	.6	.6	65.3
		05-NOV-2009	12	.3	.3	65.5
		06-NOV-2009	12	.3	.3	65.8
		09-NOV-2009	12	.3	.3	66.1
		10-NOV-2009	20	.5	.5	66.6
		11-NOV-2009	29	.7	.7	67.2
		12-NOV-2009	25	.6	.6	67.8
		13-NOV-2009	19	.4	.4	68.3
		14-NOV-2009	1	.0	.0	68.3
		15-NOV-2009	1	.0	.0	68.3
		16-NOV-2009	26	.6	.6	68.9
		17-NOV-2009	23	.5	.5	69.5
		18-NOV-2009	29	.7	.7	70.1
		19-NOV-2009	19	.4	.4	70.6
		20-NOV-2009	24	.6	.6	71.1
		21-NOV-2009	1	.0	.0	71.2
		23-NOV-2009	29	.7	.7	71.8
		24-NOV-2009	18	.4	.4	72.3
		25-NOV-2009	29	.7	.7	72.9
		26-NOV-2009	3	.1	.1	73.0
		27-NOV-2009	1	.0	.0	73.0
		28-NOV-2009	2	.0	.0	73.1
		30-NOV-2009	48	1.1	1.1	74.2
		01-DEC-2009	260	6.1	6.1	80.2
		02-DEC-2009	41	1.0	1.0	81.2
		03-DEC-2009	49	1.1	1.1	82.3
		04-DEC-2009	46	1.1	1.1	83.4
		05-DEC-2009	2	.0	.0	83.5
		07-DEC-2009	22	.5	.5	84.0
		08-DEC-2009	26	.6	.6	84.6
		09-DEC-2009	25	.6	.6	85.2
		10-DEC-2009	35	.8	.8	86.0
		11-DEC-2009	25	.6	.6	86.6
		12-DEC-2009	1	.0	.0	86.6
		13-DEC-2009	2	.0	.0	86.6
		14-DEC-2009	34	.8	.8	87.4
		15-DEC-2009	45	1.0	1.0	88.5
		16-DEC-2009	51	1.2	1.2	89.7
		17-DEC-2009	45	1.0	1.0	90.7
		18-DEC-2009	34	.8	.8	91.5
		19-DEC-2009	1	.0	.0	91.5

Last Service Date

Year First Service	Frequency	Percent	Valid Percent	Cumulative Percent
2009 Valid 20-DEC-2009	1	.0	.0	91.5
21-DEC-2009	34	.8	.8	92.3
22-DEC-2009	34	.8	.8	93.1
23-DEC-2009	39	.9	.9	94.0
24-DEC-2009	10	.2	.2	94.3
25-DEC-2009	1	.0	.0	94.3
26-DEC-2009	2	.0	.0	94.3
27-DEC-2009	2	.0	.0	94.4
28-DEC-2009	35	.8	.8	95.2
29-DEC-2009	69	1.6	1.6	96.8
30-DEC-2009	68	1.6	1.6	98.4
31-DEC-2009	69	1.6	1.6	100.0
Total	4293	100.0	100.0	

First Servie Date

Year First Service	Frequency	Percent	Valid Percent	Cumulative Percent
2006 Valid 31-DEC-2006	3	100.0	100.0	100.0
2007 Valid 01-JAN-2007	396	6.5	6.5	6.5
02-JAN-2007	87	1.4	1.4	7.9
03-JAN-2007	121	2.0	2.0	9.9
04-JAN-2007	80	1.3	1.3	11.2
05-JAN-2007	45	.7	.7	11.9
06-JAN-2007	1	.0	.0	11.9
07-JAN-2007	9	.1	.1	12.1
08-JAN-2007	90	1.5	1.5	13.6
09-JAN-2007	95	1.6	1.6	15.1
10-JAN-2007	88	1.4	1.4	16.5
11-JAN-2007	46	.8	.8	17.3
12-JAN-2007	31	.5	.5	17.8
13-JAN-2007	1	.0	.0	17.8
14-JAN-2007	4	.1	.1	17.9
15-JAN-2007	4	.1	.1	18.0
16-JAN-2007	60	1.0	1.0	18.9
17-JAN-2007	62	1.0	1.0	20.0
18-JAN-2007	64	1.0	1.0	21.0
19-JAN-2007	33	.5	.5	21.5
20-JAN-2007	1	.0	.0	21.6
21-JAN-2007	1	.0	.0	21.6
22-JAN-2007	50	.8	.8	22.4
23-JAN-2007	34	.6	.6	22.9
24-JAN-2007	45	.7	.7	23.7
25-JAN-2007	53	.9	.9	24.5
26-JAN-2007	39	.6	.6	25.2
27-JAN-2007	1	.0	.0	25.2
29-JAN-2007	47	.8	.8	26.0
30-JAN-2007	39	.6	.6	26.6
31-JAN-2007	42	.7	.7	27.3
01-FEB-2007	128	2.1	2.1	29.4
02-FEB-2007	31	.5	.5	29.9

First Servie Date

Year First Service		Frequency	Percent	Valid Percent	Cumulative Percent	
2007	Valid	03-FEB-2007	2	.0	.0	29.9
		04-FEB-2007	2	.0	.0	30.0
		05-FEB-2007	42	.7	.7	30.6
		06-FEB-2007	49	.8	.8	31.4
		07-FEB-2007	42	.7	.7	32.1
		08-FEB-2007	38	.6	.6	32.8
		09-FEB-2007	28	.5	.5	33.2
		10-FEB-2007	1	.0	.0	33.2
		11-FEB-2007	1	.0	.0	33.2
		12-FEB-2007	27	.4	.4	33.7
		13-FEB-2007	26	.4	.4	34.1
		14-FEB-2007	46	.8	.8	34.9
		15-FEB-2007	37	.6	.6	35.5
		16-FEB-2007	15	.2	.2	35.7
		17-FEB-2007	1	.0	.0	35.7
		18-FEB-2007	2	.0	.0	35.8
		19-FEB-2007	25	.4	.4	36.2
		20-FEB-2007	28	.5	.5	36.6
		21-FEB-2007	35	.6	.6	37.2
		22-FEB-2007	16	.3	.3	37.5
		23-FEB-2007	16	.3	.3	37.7
		24-FEB-2007	1	.0	.0	37.7
		25-FEB-2007	1	.0	.0	37.8
		26-FEB-2007	22	.4	.4	38.1
		27-FEB-2007	25	.4	.4	38.5
		28-FEB-2007	27	.4	.4	39.0
		01-MAR-2007	91	1.5	1.5	40.5
		02-MAR-2007	20	.3	.3	40.8
		05-MAR-2007	29	.5	.5	41.3
		06-MAR-2007	32	.5	.5	41.8
		07-MAR-2007	37	.6	.6	42.4
		08-MAR-2007	29	.5	.5	42.9
		09-MAR-2007	31	.5	.5	43.4
		10-MAR-2007	2	.0	.0	43.4
		11-MAR-2007	1	.0	.0	43.4
		12-MAR-2007	25	.4	.4	43.8
		13-MAR-2007	32	.5	.5	44.3
		14-MAR-2007	38	.6	.6	45.0
		15-MAR-2007	23	.4	.4	45.3
		16-MAR-2007	12	.2	.2	45.5
		17-MAR-2007	1	.0	.0	45.6
		18-MAR-2007	2	.0	.0	45.6
		19-MAR-2007	41	.7	.7	46.3
		20-MAR-2007	17	.3	.3	46.5
		21-MAR-2007	32	.5	.5	47.1
		22-MAR-2007	29	.5	.5	47.5
		23-MAR-2007	19	.3	.3	47.8
		26-MAR-2007	27	.4	.4	48.3
		27-MAR-2007	19	.3	.3	48.6
	28-MAR-2007	22	.4	.4	49.0	
	29-MAR-2007	23	.4	.4	49.3	

First Servie Date

Year First Service			Frequency	Percent	Valid Percent	Cumulative Percent
2007	Valid	30-MAR-2007	22	.4	.4	49.7
		31-MAR-2007	5	.1	.1	49.8
		01-APR-2007	71	1.2	1.2	50.9
		02-APR-2007	27	.4	.4	51.4
		03-APR-2007	24	.4	.4	51.8
		04-APR-2007	22	.4	.4	52.1
		05-APR-2007	18	.3	.3	52.4
		06-APR-2007	15	.2	.2	52.7
		07-APR-2007	7	.1	.1	52.8
		09-APR-2007	30	.5	.5	53.3
		10-APR-2007	19	.3	.3	53.6
		11-APR-2007	16	.3	.3	53.9
		12-APR-2007	23	.4	.4	54.2
		13-APR-2007	17	.3	.3	54.5
		16-APR-2007	31	.5	.5	55.0
		17-APR-2007	21	.3	.3	55.4
		18-APR-2007	8	.1	.1	55.5
		19-APR-2007	16	.3	.3	55.7
		20-APR-2007	14	.2	.2	56.0
		23-APR-2007	18	.3	.3	56.3
		24-APR-2007	24	.4	.4	56.7
		25-APR-2007	18	.3	.3	57.0
		26-APR-2007	11	.2	.2	57.1
		27-APR-2007	17	.3	.3	57.4
		28-APR-2007	2	.0	.0	57.4
		29-APR-2007	1	.0	.0	57.5
		30-APR-2007	20	.3	.3	57.8
		01-MAY-2007	70	1.1	1.1	58.9
		02-MAY-2007	21	.3	.3	59.3
		03-MAY-2007	18	.3	.3	59.6
		04-MAY-2007	9	.1	.1	59.7
		05-MAY-2007	1	.0	.0	59.7
		06-MAY-2007	1	.0	.0	59.8
		07-MAY-2007	12	.2	.2	60.0
		08-MAY-2007	19	.3	.3	60.3
		09-MAY-2007	20	.3	.3	60.6
		10-MAY-2007	11	.2	.2	60.8
		11-MAY-2007	17	.3	.3	61.0
		12-MAY-2007	2	.0	.0	61.1
		13-MAY-2007	2	.0	.0	61.1
		14-MAY-2007	20	.3	.3	61.4
		15-MAY-2007	14	.2	.2	61.7
		16-MAY-2007	14	.2	.2	61.9
		17-MAY-2007	29	.5	.5	62.4
		18-MAY-2007	16	.3	.3	62.6
		19-MAY-2007	1	.0	.0	62.6
		20-MAY-2007	3	.0	.0	62.7
		21-MAY-2007	13	.2	.2	62.9
22-MAY-2007	10	.2	.2	63.1		
23-MAY-2007	17	.3	.3	63.4		
24-MAY-2007	13	.2	.2	63.6		

First Servie Date

Year First Service			Frequency	Percent	Valid Percent	Cumulative Percent
2007	Valid	25-MAY-2007	13	.2	.2	63.8
		29-MAY-2007	17	.3	.3	64.1
		30-MAY-2007	17	.3	.3	64.3
		31-MAY-2007	14	.2	.2	64.6
		01-JUN-2007	61	1.0	1.0	65.6
		02-JUN-2007	4	.1	.1	65.6
		03-JUN-2007	2	.0	.0	65.7
		04-JUN-2007	19	.3	.3	66.0
		05-JUN-2007	13	.2	.2	66.2
		06-JUN-2007	13	.2	.2	66.4
		07-JUN-2007	9	.1	.1	66.5
		08-JUN-2007	11	.2	.2	66.7
		10-JUN-2007	2	.0	.0	66.8
		11-JUN-2007	12	.2	.2	67.0
		12-JUN-2007	15	.2	.2	67.2
		13-JUN-2007	16	.3	.3	67.5
		14-JUN-2007	4	.1	.1	67.5
		15-JUN-2007	6	.1	.1	67.6
		18-JUN-2007	10	.2	.2	67.8
		19-JUN-2007	10	.2	.2	67.9
		20-JUN-2007	13	.2	.2	68.2
		21-JUN-2007	11	.2	.2	68.3
		22-JUN-2007	11	.2	.2	68.5
		24-JUN-2007	1	.0	.0	68.5
		25-JUN-2007	19	.3	.3	68.8
		26-JUN-2007	17	.3	.3	69.1
		27-JUN-2007	19	.3	.3	69.4
		28-JUN-2007	12	.2	.2	69.6
		29-JUN-2007	3	.0	.0	69.7
		30-JUN-2007	2	.0	.0	69.7
		01-JUL-2007	44	.7	.7	70.4
		02-JUL-2007	11	.2	.2	70.6
		03-JUL-2007	10	.2	.2	70.8
		04-JUL-2007	2	.0	.0	70.8
		05-JUL-2007	6	.1	.1	70.9
		06-JUL-2007	10	.2	.2	71.1
		07-JUL-2007	1	.0	.0	71.1
		08-JUL-2007	2	.0	.0	71.1
		09-JUL-2007	16	.3	.3	71.4
		10-JUL-2007	11	.2	.2	71.6
		11-JUL-2007	10	.2	.2	71.7
		12-JUL-2007	12	.2	.2	71.9
		13-JUL-2007	8	.1	.1	72.1
16-JUL-2007	13	.2	.2	72.3		
17-JUL-2007	16	.3	.3	72.5		
18-JUL-2007	12	.2	.2	72.7		
19-JUL-2007	8	.1	.1	72.9		
20-JUL-2007	10	.2	.2	73.0		
21-JUL-2007	2	.0	.0	73.0		
22-JUL-2007	1	.0	.0	73.1		
23-JUL-2007	10	.2	.2	73.2		

First Servie Date

Year First Service		Frequency	Percent	Valid Percent	Cumulative Percent	
2007	Valid	24-JUL-2007	8	.1	.1	73.4
		25-JUL-2007	10	.2	.2	73.5
		26-JUL-2007	4	.1	.1	73.6
		27-JUL-2007	4	.1	.1	73.7
		30-JUL-2007	8	.1	.1	73.8
		31-JUL-2007	15	.2	.2	74.0
		01-AUG-2007	68	1.1	1.1	75.1
		02-AUG-2007	20	.3	.3	75.5
		03-AUG-2007	11	.2	.2	75.7
		06-AUG-2007	13	.2	.2	75.9
		07-AUG-2007	22	.4	.4	76.2
		08-AUG-2007	12	.2	.2	76.4
		09-AUG-2007	6	.1	.1	76.5
		10-AUG-2007	6	.1	.1	76.6
		13-AUG-2007	8	.1	.1	76.7
		14-AUG-2007	8	.1	.1	76.9
		15-AUG-2007	12	.2	.2	77.1
		16-AUG-2007	11	.2	.2	77.3
		17-AUG-2007	5	.1	.1	77.3
		18-AUG-2007	1	.0	.0	77.4
		20-AUG-2007	14	.2	.2	77.6
		21-AUG-2007	21	.3	.3	77.9
		22-AUG-2007	9	.1	.1	78.1
		23-AUG-2007	11	.2	.2	78.3
		24-AUG-2007	9	.1	.1	78.4
		25-AUG-2007	1	.0	.0	78.4
		27-AUG-2007	16	.3	.3	78.7
		28-AUG-2007	13	.2	.2	78.9
		29-AUG-2007	15	.2	.2	79.1
		30-AUG-2007	16	.3	.3	79.4
		31-AUG-2007	13	.2	.2	79.6
		01-SEP-2007	55	.9	.9	80.5
		02-SEP-2007	1	.0	.0	80.5
		03-SEP-2007	2	.0	.0	80.6
		04-SEP-2007	21	.3	.3	80.9
		05-SEP-2007	14	.2	.2	81.1
		06-SEP-2007	6	.1	.1	81.2
		07-SEP-2007	10	.2	.2	81.4
		08-SEP-2007	2	.0	.0	81.4
		10-SEP-2007	16	.3	.3	81.7
		11-SEP-2007	10	.2	.2	81.8
	12-SEP-2007	19	.3	.3	82.2	
	13-SEP-2007	13	.2	.2	82.4	
	14-SEP-2007	7	.1	.1	82.5	
	15-SEP-2007	2	.0	.0	82.5	
	16-SEP-2007	1	.0	.0	82.5	
	17-SEP-2007	11	.2	.2	82.7	
	18-SEP-2007	25	.4	.4	83.1	
	19-SEP-2007	15	.2	.2	83.4	
	20-SEP-2007	14	.2	.2	83.6	
	21-SEP-2007	8	.1	.1	83.7	

First Servie Date

Year First Service			Frequency	Percent	Valid Percent	Cumulative Percent
2007	Valid	24-SEP-2007	12	.2	.2	83.9
		25-SEP-2007	10	.2	.2	84.1
		26-SEP-2007	13	.2	.2	84.3
		27-SEP-2007	11	.2	.2	84.5
		28-SEP-2007	15	.2	.2	84.7
		30-SEP-2007	6	.1	.1	84.8
		01-OCT-2007	78	1.3	1.3	86.1
		02-OCT-2007	17	.3	.3	86.4
		03-OCT-2007	9	.1	.1	86.5
		04-OCT-2007	9	.1	.1	86.7
		05-OCT-2007	15	.2	.2	86.9
		07-OCT-2007	1	.0	.0	86.9
		08-OCT-2007	5	.1	.1	87.0
		09-OCT-2007	9	.1	.1	87.2
		10-OCT-2007	17	.3	.3	87.4
		11-OCT-2007	12	.2	.2	87.6
		12-OCT-2007	4	.1	.1	87.7
		13-OCT-2007	1	.0	.0	87.7
		15-OCT-2007	13	.2	.2	87.9
		16-OCT-2007	17	.3	.3	88.2
		17-OCT-2007	14	.2	.2	88.4
		18-OCT-2007	14	.2	.2	88.7
		19-OCT-2007	7	.1	.1	88.8
		20-OCT-2007	2	.0	.0	88.8
		21-OCT-2007	2	.0	.0	88.8
		22-OCT-2007	14	.2	.2	89.1
		23-OCT-2007	10	.2	.2	89.2
		24-OCT-2007	14	.2	.2	89.5
		25-OCT-2007	11	.2	.2	89.6
		26-OCT-2007	8	.1	.1	89.8
		27-OCT-2007	2	.0	.0	89.8
		29-OCT-2007	14	.2	.2	90.0
		30-OCT-2007	9	.1	.1	90.2
		31-OCT-2007	23	.4	.4	90.6
		01-NOV-2007	88	1.4	1.4	92.0
		02-NOV-2007	9	.1	.1	92.2
		03-NOV-2007	1	.0	.0	92.2
		04-NOV-2007	2	.0	.0	92.2
		05-NOV-2007	11	.2	.2	92.4
		06-NOV-2007	11	.2	.2	92.6
		07-NOV-2007	17	.3	.3	92.8
		08-NOV-2007	11	.2	.2	93.0
		09-NOV-2007	12	.2	.2	93.2
		10-NOV-2007	3	.0	.0	93.3
		11-NOV-2007	3	.0	.0	93.3
		12-NOV-2007	15	.2	.2	93.6
		13-NOV-2007	11	.2	.2	93.7
		14-NOV-2007	12	.2	.2	93.9
		15-NOV-2007	12	.2	.2	94.1
		16-NOV-2007	7	.1	.1	94.2
		19-NOV-2007	17	.3	.3	94.5

First Servie Date

Year First Service			Frequency	Percent	Valid Percent	Cumulative Percent
2007	Valid	20-NOV-2007	9	.1	.1	94.7
		21-NOV-2007	12	.2	.2	94.9
		26-NOV-2007	15	.2	.2	95.1
		27-NOV-2007	10	.2	.2	95.3
		28-NOV-2007	17	.3	.3	95.6
		29-NOV-2007	19	.3	.3	95.9
		30-NOV-2007	19	.3	.3	96.2
		01-DEC-2007	41	.7	.7	96.8
		02-DEC-2007	1	.0	.0	96.9
		03-DEC-2007	16	.3	.3	97.1
		04-DEC-2007	10	.2	.2	97.3
		05-DEC-2007	9	.1	.1	97.4
		06-DEC-2007	14	.2	.2	97.7
		07-DEC-2007	4	.1	.1	97.7
		08-DEC-2007	1	.0	.0	97.7
		10-DEC-2007	12	.2	.2	97.9
		11-DEC-2007	10	.2	.2	98.1
		12-DEC-2007	23	.4	.4	98.5
		13-DEC-2007	8	.1	.1	98.6
		14-DEC-2007	3	.0	.0	98.7
		17-DEC-2007	10	.2	.2	98.8
		18-DEC-2007	11	.2	.2	99.0
		19-DEC-2007	10	.2	.2	99.2
		20-DEC-2007	12	.2	.2	99.4
		21-DEC-2007	5	.1	.1	99.4
		24-DEC-2007	3	.0	.0	99.5
		25-DEC-2007	2	.0	.0	99.5
		26-DEC-2007	6	.1	.1	99.6
		27-DEC-2007	6	.1	.1	99.7
		28-DEC-2007	2	.0	.0	99.8
		31-DEC-2007	15	.2	.2	100.0
		Total			6115	100.0

First Servie Date

Year First Service			Frequency	Percent	Valid Percent	Cumulative Percent
2008	Valid	01-JAN-2008	210	4.7	4.7	4.7
		02-JAN-2008	21	.5	.5	5.2
		03-JAN-2008	14	.3	.3	5.5
		04-JAN-2008	16	.4	.4	5.9
		05-JAN-2008	4	.1	.1	6.0
		06-JAN-2008	1	.0	.0	6.0
		07-JAN-2008	16	.4	.4	6.4
		08-JAN-2008	20	.5	.5	6.8
		09-JAN-2008	37	.8	.8	7.6
		10-JAN-2008	17	.4	.4	8.0
		11-JAN-2008	11	.2	.2	8.3
		12-JAN-2008	1	.0	.0	8.3
		13-JAN-2008	1	.0	.0	8.3
		14-JAN-2008	14	.3	.3	8.6
		15-JAN-2008	18	.4	.4	9.0
		16-JAN-2008	16	.4	.4	9.4
		17-JAN-2008	12	.3	.3	9.7
		18-JAN-2008	13	.3	.3	10.0
		21-JAN-2008	2	.0	.0	10.0
		22-JAN-2008	13	.3	.3	10.3
		23-JAN-2008	25	.6	.6	10.9
		24-JAN-2008	14	.3	.3	11.2
		25-JAN-2008	9	.2	.2	11.4
		27-JAN-2008	1	.0	.0	11.4
		28-JAN-2008	10	.2	.2	11.6
		29-JAN-2008	23	.5	.5	12.2
		30-JAN-2008	14	.3	.3	12.5
		31-JAN-2008	15	.3	.3	12.8
		01-FEB-2008	97	2.2	2.2	15.0
		02-FEB-2008	5	.1	.1	15.1
		04-FEB-2008	16	.4	.4	15.5
		05-FEB-2008	21	.5	.5	16.0
		06-FEB-2008	14	.3	.3	16.3
		07-FEB-2008	12	.3	.3	16.5
		08-FEB-2008	11	.2	.2	16.8
09-FEB-2008	1	.0	.0	16.8		
10-FEB-2008	1	.0	.0	16.8		
11-FEB-2008	13	.3	.3	17.1		
12-FEB-2008	20	.5	.5	17.6		
13-FEB-2008	13	.3	.3	17.9		
14-FEB-2008	14	.3	.3	18.2		
15-FEB-2008	10	.2	.2	18.4		
16-FEB-2008	1	.0	.0	18.4		
18-FEB-2008	13	.3	.3	18.7		
19-FEB-2008	12	.3	.3	19.0		
20-FEB-2008	24	.5	.5	19.5		
21-FEB-2008	8	.2	.2	19.7		
22-FEB-2008	15	.3	.3	20.1		
23-FEB-2008	2	.0	.0	20.1		
24-FEB-2008	2	.0	.0	20.1		
25-FEB-2008	16	.4	.4	20.5		

First Servie Date

Year First Service			Frequency	Percent	Valid Percent	Cumulative Percent
2008	Valid	26-FEB-2008	14	.3	.3	20.8
		27-FEB-2008	6	.1	.1	21.0
		28-FEB-2008	14	.3	.3	21.3
		29-FEB-2008	11	.2	.2	21.5
		01-MAR-2008	81	1.8	1.8	23.4
		03-MAR-2008	17	.4	.4	23.7
		04-MAR-2008	8	.2	.2	23.9
		05-MAR-2008	25	.6	.6	24.5
		06-MAR-2008	16	.4	.4	24.8
		07-MAR-2008	29	.7	.7	25.5
		08-MAR-2008	1	.0	.0	25.5
		09-MAR-2008	2	.0	.0	25.6
		10-MAR-2008	12	.3	.3	25.8
		11-MAR-2008	14	.3	.3	26.2
		12-MAR-2008	18	.4	.4	26.6
		13-MAR-2008	17	.4	.4	26.9
		14-MAR-2008	18	.4	.4	27.3
		15-MAR-2008	2	.0	.0	27.4
		16-MAR-2008	2	.0	.0	27.4
		17-MAR-2008	8	.2	.2	27.6
		18-MAR-2008	11	.2	.2	27.9
		19-MAR-2008	14	.3	.3	28.2
		20-MAR-2008	15	.3	.3	28.5
		21-MAR-2008	8	.2	.2	28.7
		22-MAR-2008	1	.0	.0	28.7
		23-MAR-2008	2	.0	.0	28.8
		24-MAR-2008	12	.3	.3	29.0
		25-MAR-2008	8	.2	.2	29.2
		26-MAR-2008	9	.2	.2	29.4
		27-MAR-2008	19	.4	.4	29.9
		28-MAR-2008	7	.2	.2	30.0
		29-MAR-2008	1	.0	.0	30.0
		30-MAR-2008	1	.0	.0	30.1
		31-MAR-2008	16	.4	.4	30.4
		01-APR-2008	105	2.4	2.4	32.8
		02-APR-2008	15	.3	.3	33.1
		03-APR-2008	17	.4	.4	33.5
		04-APR-2008	12	.3	.3	33.8
		05-APR-2008	2	.0	.0	33.8
		06-APR-2008	2	.0	.0	33.9
		07-APR-2008	22	.5	.5	34.4
		08-APR-2008	18	.4	.4	34.8
09-APR-2008	30	.7	.7	35.4		
10-APR-2008	17	.4	.4	35.8		
11-APR-2008	15	.3	.3	36.2		
12-APR-2008	1	.0	.0	36.2		
14-APR-2008	16	.4	.4	36.6		
15-APR-2008	15	.3	.3	36.9		
16-APR-2008	23	.5	.5	37.4		
17-APR-2008	7	.2	.2	37.6		
18-APR-2008	18	.4	.4	38.0		

First Servie Date

Year First Service		Frequency	Percent	Valid Percent	Cumulative Percent	
2008	Valid	20-APR-2008	2	.0	.0	38.0
		21-APR-2008	10	.2	.2	38.2
		22-APR-2008	17	.4	.4	38.6
		23-APR-2008	8	.2	.2	38.8
		24-APR-2008	9	.2	.2	39.0
		25-APR-2008	6	.1	.1	39.1
		28-APR-2008	12	.3	.3	39.4
		29-APR-2008	12	.3	.3	39.7
		30-APR-2008	23	.5	.5	40.2
		01-MAY-2008	87	2.0	2.0	42.2
		02-MAY-2008	7	.2	.2	42.3
		03-MAY-2008	2	.0	.0	42.4
		05-MAY-2008	15	.3	.3	42.7
		06-MAY-2008	12	.3	.3	43.0
		07-MAY-2008	17	.4	.4	43.4
		08-MAY-2008	13	.3	.3	43.7
		09-MAY-2008	9	.2	.2	43.9
		12-MAY-2008	17	.4	.4	44.2
		13-MAY-2008	13	.3	.3	44.5
		14-MAY-2008	12	.3	.3	44.8
		15-MAY-2008	8	.2	.2	45.0
		16-MAY-2008	10	.2	.2	45.2
		17-MAY-2008	2	.0	.0	45.3
		18-MAY-2008	3	.1	.1	45.3
		19-MAY-2008	6	.1	.1	45.5
		20-MAY-2008	16	.4	.4	45.8
		21-MAY-2008	11	.2	.2	46.1
		22-MAY-2008	9	.2	.2	46.3
		23-MAY-2008	7	.2	.2	46.4
		24-MAY-2008	1	.0	.0	46.5
		27-MAY-2008	12	.3	.3	46.7
		28-MAY-2008	10	.2	.2	47.0
		29-MAY-2008	21	.5	.5	47.4
		30-MAY-2008	21	.5	.5	47.9
		31-MAY-2008	2	.0	.0	47.9
		01-JUN-2008	62	1.4	1.4	49.3
		02-JUN-2008	12	.3	.3	49.6
		03-JUN-2008	21	.5	.5	50.1
		04-JUN-2008	16	.4	.4	50.5
		05-JUN-2008	15	.3	.3	50.8
		06-JUN-2008	16	.4	.4	51.2
		08-JUN-2008	1	.0	.0	51.2
	09-JUN-2008	15	.3	.3	51.5	
	10-JUN-2008	18	.4	.4	51.9	
	11-JUN-2008	13	.3	.3	52.2	
	12-JUN-2008	14	.3	.3	52.5	
	13-JUN-2008	15	.3	.3	52.9	
	14-JUN-2008	2	.0	.0	52.9	
	15-JUN-2008	3	.1	.1	53.0	
	16-JUN-2008	11	.2	.2	53.2	
	17-JUN-2008	14	.3	.3	53.5	

First Servie Date

Year First Service			Frequency	Percent	Valid Percent	Cumulative Percent
2008	Valid	18-JUN-2008	12	.3	.3	53.8
		19-JUN-2008	7	.2	.2	54.0
		20-JUN-2008	11	.2	.2	54.2
		21-JUN-2008	2	.0	.0	54.3
		22-JUN-2008	3	.1	.1	54.3
		23-JUN-2008	12	.3	.3	54.6
		24-JUN-2008	10	.2	.2	54.8
		25-JUN-2008	21	.5	.5	55.3
		26-JUN-2008	21	.5	.5	55.8
		27-JUN-2008	6	.1	.1	55.9
		28-JUN-2008	1	.0	.0	55.9
		30-JUN-2008	15	.3	.3	56.3
		01-JUL-2008	58	1.3	1.3	57.6
		02-JUL-2008	18	.4	.4	58.0
		03-JUL-2008	4	.1	.1	58.1
		05-JUL-2008	1	.0	.0	58.1
		07-JUL-2008	9	.2	.2	58.3
		08-JUL-2008	8	.2	.2	58.5
		09-JUL-2008	13	.3	.3	58.8
		10-JUL-2008	10	.2	.2	59.0
		11-JUL-2008	10	.2	.2	59.2
		12-JUL-2008	2	.0	.0	59.3
		13-JUL-2008	1	.0	.0	59.3
		14-JUL-2008	9	.2	.2	59.5
		15-JUL-2008	9	.2	.2	59.7
		16-JUL-2008	9	.2	.2	59.9
		17-JUL-2008	7	.2	.2	60.1
		18-JUL-2008	10	.2	.2	60.3
		19-JUL-2008	1	.0	.0	60.3
		20-JUL-2008	2	.0	.0	60.4
		21-JUL-2008	12	.3	.3	60.6
		22-JUL-2008	15	.3	.3	61.0
		23-JUL-2008	21	.5	.5	61.4
		24-JUL-2008	14	.3	.3	61.8
		25-JUL-2008	6	.1	.1	61.9
		26-JUL-2008	1	.0	.0	61.9
		28-JUL-2008	11	.2	.2	62.2
		29-JUL-2008	16	.4	.4	62.5
		30-JUL-2008	12	.3	.3	62.8
		31-JUL-2008	15	.3	.3	63.1
		01-AUG-2008	66	1.5	1.5	64.6
04-AUG-2008	6	.1	.1	64.8		
05-AUG-2008	7	.2	.2	64.9		
06-AUG-2008	18	.4	.4	65.3		
07-AUG-2008	10	.2	.2	65.5		
08-AUG-2008	12	.3	.3	65.8		
09-AUG-2008	5	.1	.1	65.9		
10-AUG-2008	4	.1	.1	66.0		
11-AUG-2008	15	.3	.3	66.4		
12-AUG-2008	11	.2	.2	66.6		
13-AUG-2008	14	.3	.3	66.9		

First Servie Date

Year First Service			Frequency	Percent	Valid Percent	Cumulative Percent
2008	Valid	14-AUG-2008	11	.2	.2	67.2
		15-AUG-2008	9	.2	.2	67.4
		18-AUG-2008	14	.3	.3	67.7
		19-AUG-2008	8	.2	.2	67.9
		20-AUG-2008	14	.3	.3	68.2
		21-AUG-2008	10	.2	.2	68.4
		22-AUG-2008	6	.1	.1	68.5
		24-AUG-2008	1	.0	.0	68.6
		25-AUG-2008	13	.3	.3	68.9
		26-AUG-2008	5	.1	.1	69.0
		27-AUG-2008	8	.2	.2	69.2
		28-AUG-2008	5	.1	.1	69.3
		29-AUG-2008	11	.2	.2	69.5
		31-AUG-2008	3	.1	.1	69.6
		01-SEP-2008	87	2.0	2.0	71.5
		02-SEP-2008	15	.3	.3	71.9
		03-SEP-2008	17	.4	.4	72.3
		04-SEP-2008	20	.5	.5	72.7
		05-SEP-2008	27	.6	.6	73.3
		06-SEP-2008	1	.0	.0	73.4
		08-SEP-2008	20	.5	.5	73.8
		09-SEP-2008	7	.2	.2	74.0
		10-SEP-2008	15	.3	.3	74.3
		11-SEP-2008	21	.5	.5	74.8
		12-SEP-2008	16	.4	.4	75.1
		13-SEP-2008	1	.0	.0	75.2
		15-SEP-2008	24	.5	.5	75.7
		16-SEP-2008	18	.4	.4	76.1
		17-SEP-2008	27	.6	.6	76.7
		18-SEP-2008	8	.2	.2	76.9
		19-SEP-2008	7	.2	.2	77.1
		20-SEP-2008	1	.0	.0	77.1
		21-SEP-2008	1	.0	.0	77.1
		22-SEP-2008	19	.4	.4	77.5
		23-SEP-2008	15	.3	.3	77.9
		24-SEP-2008	17	.4	.4	78.2
		25-SEP-2008	11	.2	.2	78.5
		26-SEP-2008	16	.4	.4	78.9
		28-SEP-2008	3	.1	.1	78.9
		29-SEP-2008	18	.4	.4	79.3
		30-SEP-2008	20	.5	.5	79.8
		01-OCT-2008	86	1.9	1.9	81.7
02-OCT-2008	12	.3	.3	82.0		
03-OCT-2008	12	.3	.3	82.3		
06-OCT-2008	16	.4	.4	82.6		
07-OCT-2008	16	.4	.4	83.0		
08-OCT-2008	23	.5	.5	83.5		
09-OCT-2008	9	.2	.2	83.7		
10-OCT-2008	8	.2	.2	83.9		
11-OCT-2008	1	.0	.0	83.9		
12-OCT-2008	1	.0	.0	83.9		

First Servie Date

Year First Service		Frequency	Percent	Valid Percent	Cumulative Percent	
2008	Valid	13-OCT-2008	12	.3	.3	84.2
		14-OCT-2008	14	.3	.3	84.5
		15-OCT-2008	18	.4	.4	84.9
		16-OCT-2008	23	.5	.5	85.4
		17-OCT-2008	12	.3	.3	85.7
		19-OCT-2008	1	.0	.0	85.7
		20-OCT-2008	11	.2	.2	86.0
		21-OCT-2008	8	.2	.2	86.2
		22-OCT-2008	19	.4	.4	86.6
		23-OCT-2008	13	.3	.3	86.9
		24-OCT-2008	8	.2	.2	87.1
		25-OCT-2008	2	.0	.0	87.1
		27-OCT-2008	14	.3	.3	87.4
		28-OCT-2008	13	.3	.3	87.7
		29-OCT-2008	6	.1	.1	87.9
		30-OCT-2008	19	.4	.4	88.3
		31-OCT-2008	19	.4	.4	88.7
		01-NOV-2008	44	1.0	1.0	89.7
		02-NOV-2008	3	.1	.1	89.8
		03-NOV-2008	8	.2	.2	90.0
		04-NOV-2008	10	.2	.2	90.2
		05-NOV-2008	8	.2	.2	90.4
		06-NOV-2008	11	.2	.2	90.6
		07-NOV-2008	9	.2	.2	90.8
		08-NOV-2008	6	.1	.1	91.0
		10-NOV-2008	6	.1	.1	91.1
		11-NOV-2008	7	.2	.2	91.2
		12-NOV-2008	14	.3	.3	91.6
		13-NOV-2008	13	.3	.3	91.9
		14-NOV-2008	4	.1	.1	91.9
		15-NOV-2008	3	.1	.1	92.0
		17-NOV-2008	3	.1	.1	92.1
		18-NOV-2008	7	.2	.2	92.2
		19-NOV-2008	10	.2	.2	92.5
		20-NOV-2008	13	.3	.3	92.8
		21-NOV-2008	9	.2	.2	93.0
		24-NOV-2008	17	.4	.4	93.3
		25-NOV-2008	10	.2	.2	93.6
		26-NOV-2008	10	.2	.2	93.8
		28-NOV-2008	1	.0	.0	93.8
	29-NOV-2008	1	.0	.0	93.8	
	30-NOV-2008	7	.2	.2	94.0	
	01-DEC-2008	53	1.2	1.2	95.2	
	02-DEC-2008	11	.2	.2	95.4	
	03-DEC-2008	12	.3	.3	95.7	
	04-DEC-2008	10	.2	.2	95.9	
	05-DEC-2008	10	.2	.2	96.2	
	06-DEC-2008	4	.1	.1	96.3	
	08-DEC-2008	9	.2	.2	96.5	
	09-DEC-2008	7	.2	.2	96.6	
	10-DEC-2008	17	.4	.4	97.0	

First Servie Date

Year First Service			Frequency	Percent	Valid Percent	Cumulative Percent
2008	Valid	11-DEC-2008	14	.3	.3	97.3
		12-DEC-2008	5	.1	.1	97.4
		13-DEC-2008	2	.0	.0	97.5
		15-DEC-2008	8	.2	.2	97.7
		16-DEC-2008	7	.2	.2	97.8
		17-DEC-2008	14	.3	.3	98.1
		18-DEC-2008	8	.2	.2	98.3
		19-DEC-2008	12	.3	.3	98.6
		22-DEC-2008	13	.3	.3	98.9
		23-DEC-2008	11	.2	.2	99.1
		24-DEC-2008	6	.1	.1	99.3
		25-DEC-2008	1	.0	.0	99.3
		26-DEC-2008	3	.1	.1	99.3
		28-DEC-2008	1	.0	.0	99.4
		29-DEC-2008	6	.1	.1	99.5
		30-DEC-2008	9	.2	.2	99.7
		31-DEC-2008	13	.3	.3	100.0
		Total			4432	100.0

First Servie Date

Year First Service			Frequency	Percent	Valid Percent	Cumulative Percent
2009	Valid	01-JAN-2009	38	.9	.9	.9
		02-JAN-2009	15	.3	.3	1.2
		04-JAN-2009	4	.1	.1	1.3
		05-JAN-2009	19	.4	.4	1.8
		06-JAN-2009	11	.3	.3	2.0
		07-JAN-2009	30	.7	.7	2.7
		08-JAN-2009	12	.3	.3	3.0
		09-JAN-2009	20	.5	.5	3.5
		10-JAN-2009	3	.1	.1	3.5
		11-JAN-2009	2	.0	.0	3.6
		12-JAN-2009	23	.5	.5	4.1
		13-JAN-2009	14	.3	.3	4.4
		14-JAN-2009	25	.6	.6	5.0
		15-JAN-2009	12	.3	.3	5.3
		16-JAN-2009	7	.2	.2	5.5
		18-JAN-2009	1	.0	.0	5.5
		19-JAN-2009	3	.1	.1	5.6
		20-JAN-2009	19	.4	.4	6.0
		21-JAN-2009	14	.3	.3	6.3
		22-JAN-2009	16	.4	.4	6.7
		23-JAN-2009	9	.2	.2	6.9
		24-JAN-2009	1	.0	.0	6.9
		25-JAN-2009	1	.0	.0	7.0
		26-JAN-2009	17	.4	.4	7.4
		27-JAN-2009	18	.4	.4	7.8
		28-JAN-2009	14	.3	.3	8.1
		29-JAN-2009	30	.7	.7	8.8
		30-JAN-2009	13	.3	.3	9.1
		31-JAN-2009	4	.1	.1	9.2
		01-FEB-2009	47	1.1	1.1	10.3
		02-FEB-2009	20	.5	.5	10.8
		03-FEB-2009	18	.4	.4	11.2
04-FEB-2009	27	.6	.6	11.8		
05-FEB-2009	24	.6	.6	12.4		
06-FEB-2009	9	.2	.2	12.6		
09-FEB-2009	13	.3	.3	12.9		
10-FEB-2009	25	.6	.6	13.5		
11-FEB-2009	22	.5	.5	14.0		
12-FEB-2009	22	.5	.5	14.5		
13-FEB-2009	4	.1	.1	14.6		
15-FEB-2009	3	.1	.1	14.7		
16-FEB-2009	16	.4	.4	15.0		
17-FEB-2009	9	.2	.2	15.2		
18-FEB-2009	19	.4	.4	15.7		
19-FEB-2009	31	.7	.7	16.4		
20-FEB-2009	20	.5	.5	16.9		
21-FEB-2009	1	.0	.0	16.9		
22-FEB-2009	2	.0	.0	16.9		
23-FEB-2009	24	.6	.6	17.5		
24-FEB-2009	36	.8	.8	18.3		
25-FEB-2009	26	.6	.6	18.9		

First Servie Date

Year First Service		Frequency	Percent	Valid Percent	Cumulative Percent	
2009	Valid	26-FEB-2009	16	.4	.4	19.3
		27-FEB-2009	9	.2	.2	19.5
		28-FEB-2009	5	.1	.1	19.6
		01-MAR-2009	61	1.4	1.4	21.1
		02-MAR-2009	22	.5	.5	21.6
		03-MAR-2009	23	.5	.5	22.1
		04-MAR-2009	18	.4	.4	22.5
		05-MAR-2009	13	.3	.3	22.8
		06-MAR-2009	21	.5	.5	23.3
		07-MAR-2009	18	.4	.4	23.7
		09-MAR-2009	19	.4	.4	24.2
		10-MAR-2009	16	.4	.4	24.6
		11-MAR-2009	22	.5	.5	25.1
		12-MAR-2009	21	.5	.5	25.6
		13-MAR-2009	12	.3	.3	25.8
		14-MAR-2009	1	.0	.0	25.9
		16-MAR-2009	14	.3	.3	26.2
		17-MAR-2009	23	.5	.5	26.7
		18-MAR-2009	19	.4	.4	27.2
		19-MAR-2009	8	.2	.2	27.3
		20-MAR-2009	12	.3	.3	27.6
		21-MAR-2009	1	.0	.0	27.6
		22-MAR-2009	1	.0	.0	27.7
		23-MAR-2009	13	.3	.3	28.0
		24-MAR-2009	9	.2	.2	28.2
		25-MAR-2009	13	.3	.3	28.5
		26-MAR-2009	7	.2	.2	28.7
		27-MAR-2009	19	.4	.4	29.1
		28-MAR-2009	1	.0	.0	29.1
		29-MAR-2009	1	.0	.0	29.1
		30-MAR-2009	8	.2	.2	29.3
		31-MAR-2009	29	.7	.7	30.0
		01-APR-2009	89	2.1	2.1	32.1
		02-APR-2009	11	.3	.3	32.3
		03-APR-2009	20	.5	.5	32.8
		04-APR-2009	3	.1	.1	32.9
		06-APR-2009	36	.8	.8	33.7
		07-APR-2009	16	.4	.4	34.1
		08-APR-2009	30	.7	.7	34.8
		09-APR-2009	18	.4	.4	35.2
		10-APR-2009	15	.3	.3	35.5
	11-APR-2009	3	.1	.1	35.6	
	13-APR-2009	25	.6	.6	36.2	
	14-APR-2009	14	.3	.3	36.5	
	15-APR-2009	15	.3	.3	36.9	
	16-APR-2009	17	.4	.4	37.3	
	17-APR-2009	9	.2	.2	37.5	
	18-APR-2009	1	.0	.0	37.5	
	19-APR-2009	3	.1	.1	37.6	
	20-APR-2009	13	.3	.3	37.9	
	21-APR-2009	14	.3	.3	38.2	

First Servie Date

Year First Service		Frequency	Percent	Valid Percent	Cumulative Percent	
2009	Valid	22-APR-2009	23	.5	.5	38.7
		23-APR-2009	16	.4	.4	39.1
		24-APR-2009	9	.2	.2	39.3
		25-APR-2009	1	.0	.0	39.3
		26-APR-2009	1	.0	.0	39.4
		27-APR-2009	14	.3	.3	39.7
		28-APR-2009	22	.5	.5	40.2
		29-APR-2009	21	.5	.5	40.7
		30-APR-2009	28	.7	.7	41.3
		01-MAY-2009	84	2.0	2.0	43.3
		02-MAY-2009	1	.0	.0	43.3
		03-MAY-2009	1	.0	.0	43.3
		04-MAY-2009	8	.2	.2	43.5
		05-MAY-2009	14	.3	.3	43.9
		06-MAY-2009	15	.3	.3	44.2
		07-MAY-2009	15	.3	.3	44.6
		08-MAY-2009	9	.2	.2	44.8
		09-MAY-2009	1	.0	.0	44.8
		11-MAY-2009	15	.3	.3	45.1
		12-MAY-2009	12	.3	.3	45.4
		13-MAY-2009	9	.2	.2	45.6
		14-MAY-2009	12	.3	.3	45.9
		15-MAY-2009	5	.1	.1	46.0
		18-MAY-2009	15	.3	.3	46.4
		19-MAY-2009	17	.4	.4	46.8
		20-MAY-2009	20	.5	.5	47.2
		21-MAY-2009	20	.5	.5	47.7
		22-MAY-2009	10	.2	.2	47.9
		23-MAY-2009	1	.0	.0	48.0
		25-MAY-2009	1	.0	.0	48.0
		26-MAY-2009	9	.2	.2	48.2
		27-MAY-2009	21	.5	.5	48.7
		28-MAY-2009	14	.3	.3	49.0
		29-MAY-2009	26	.6	.6	49.6
		30-MAY-2009	3	.1	.1	49.7
		31-MAY-2009	7	.2	.2	49.8
		01-JUN-2009	69	1.6	1.6	51.5
		02-JUN-2009	23	.5	.5	52.0
		03-JUN-2009	21	.5	.5	52.5
		04-JUN-2009	13	.3	.3	52.8
		05-JUN-2009	12	.3	.3	53.1
		06-JUN-2009	4	.1	.1	53.2
	07-JUN-2009	4	.1	.1	53.2	
	08-JUN-2009	23	.5	.5	53.8	
	09-JUN-2009	12	.3	.3	54.1	
	10-JUN-2009	23	.5	.5	54.6	
	11-JUN-2009	21	.5	.5	55.1	
	12-JUN-2009	13	.3	.3	55.4	
	13-JUN-2009	1	.0	.0	55.4	
	14-JUN-2009	1	.0	.0	55.4	
	15-JUN-2009	11	.3	.3	55.7	

First Servie Date

Year First Service			Frequency	Percent	Valid Percent	Cumulative Percent
2009	Valid	16-JUN-2009	10	.2	.2	55.9
		17-JUN-2009	17	.4	.4	56.3
		18-JUN-2009	15	.3	.3	56.7
		19-JUN-2009	7	.2	.2	56.8
		22-JUN-2009	21	.5	.5	57.3
		23-JUN-2009	13	.3	.3	57.6
		24-JUN-2009	24	.6	.6	58.2
		25-JUN-2009	11	.3	.3	58.4
		26-JUN-2009	16	.4	.4	58.8
		28-JUN-2009	3	.1	.1	58.9
		29-JUN-2009	10	.2	.2	59.1
		30-JUN-2009	16	.4	.4	59.5
		01-JUL-2009	66	1.5	1.5	61.0
		02-JUL-2009	12	.3	.3	61.3
		03-JUL-2009	1	.0	.0	61.3
		04-JUL-2009	1	.0	.0	61.4
		05-JUL-2009	1	.0	.0	61.4
		06-JUL-2009	9	.2	.2	61.6
		07-JUL-2009	8	.2	.2	61.8
		08-JUL-2009	11	.3	.3	62.0
		09-JUL-2009	14	.3	.3	62.4
		10-JUL-2009	8	.2	.2	62.5
		13-JUL-2009	24	.6	.6	63.1
		14-JUL-2009	16	.4	.4	63.5
		15-JUL-2009	10	.2	.2	63.7
		16-JUL-2009	20	.5	.5	64.2
		17-JUL-2009	7	.2	.2	64.3
		20-JUL-2009	7	.2	.2	64.5
		21-JUL-2009	17	.4	.4	64.9
		22-JUL-2009	13	.3	.3	65.2
		23-JUL-2009	14	.3	.3	65.5
		24-JUL-2009	3	.1	.1	65.6
		25-JUL-2009	1	.0	.0	65.6
		27-JUL-2009	15	.3	.3	66.0
		28-JUL-2009	18	.4	.4	66.4
		29-JUL-2009	9	.2	.2	66.6
		30-JUL-2009	17	.4	.4	67.0
		31-JUL-2009	20	.5	.5	67.5
		01-AUG-2009	64	1.5	1.5	68.9
		02-AUG-2009	1	.0	.0	69.0
		03-AUG-2009	15	.3	.3	69.3
		04-AUG-2009	12	.3	.3	69.6
		05-AUG-2009	15	.3	.3	70.0
06-AUG-2009	14	.3	.3	70.3		
07-AUG-2009	6	.1	.1	70.4		
08-AUG-2009	1	.0	.0	70.4		
09-AUG-2009	1	.0	.0	70.5		
10-AUG-2009	11	.3	.3	70.7		
11-AUG-2009	6	.1	.1	70.9		
12-AUG-2009	17	.4	.4	71.3		
13-AUG-2009	15	.3	.3	71.6		

First Servie Date

Year First Service		Frequency	Percent	Valid Percent	Cumulative Percent	
2009	Valid	14-AUG-2009	9	.2	.2	71.8
		15-AUG-2009	2	.0	.0	71.9
		16-AUG-2009	2	.0	.0	71.9
		17-AUG-2009	9	.2	.2	72.1
		18-AUG-2009	15	.3	.3	72.5
		19-AUG-2009	14	.3	.3	72.8
		20-AUG-2009	10	.2	.2	73.0
		21-AUG-2009	7	.2	.2	73.2
		24-AUG-2009	9	.2	.2	73.4
		25-AUG-2009	20	.5	.5	73.9
		26-AUG-2009	13	.3	.3	74.2
		27-AUG-2009	5	.1	.1	74.3
		28-AUG-2009	8	.2	.2	74.5
		29-AUG-2009	6	.1	.1	74.6
		31-AUG-2009	20	.5	.5	75.1
		01-SEP-2009	73	1.7	1.7	76.8
		02-SEP-2009	11	.3	.3	77.0
		03-SEP-2009	18	.4	.4	77.5
		04-SEP-2009	7	.2	.2	77.6
		06-SEP-2009	1	.0	.0	77.6
		08-SEP-2009	5	.1	.1	77.8
		09-SEP-2009	6	.1	.1	77.9
		10-SEP-2009	15	.3	.3	78.2
		11-SEP-2009	4	.1	.1	78.3
		14-SEP-2009	8	.2	.2	78.5
		15-SEP-2009	10	.2	.2	78.8
		16-SEP-2009	10	.2	.2	79.0
		17-SEP-2009	16	.4	.4	79.4
		18-SEP-2009	9	.2	.2	79.6
		19-SEP-2009	1	.0	.0	79.6
		21-SEP-2009	8	.2	.2	79.8
		22-SEP-2009	8	.2	.2	80.0
		23-SEP-2009	11	.3	.3	80.2
		24-SEP-2009	8	.2	.2	80.4
		25-SEP-2009	1	.0	.0	80.4
		26-SEP-2009	2	.0	.0	80.5
		27-SEP-2009	2	.0	.0	80.5
		28-SEP-2009	10	.2	.2	80.8
		29-SEP-2009	13	.3	.3	81.1
		30-SEP-2009	14	.3	.3	81.4
		01-OCT-2009	55	1.3	1.3	82.7
		02-OCT-2009	11	.3	.3	82.9
	05-OCT-2009	7	.2	.2	83.1	
	06-OCT-2009	15	.3	.3	83.4	
	07-OCT-2009	7	.2	.2	83.6	
	08-OCT-2009	4	.1	.1	83.7	
	09-OCT-2009	4	.1	.1	83.8	
	11-OCT-2009	1	.0	.0	83.8	
	12-OCT-2009	5	.1	.1	83.9	
	13-OCT-2009	10	.2	.2	84.2	
	14-OCT-2009	6	.1	.1	84.3	

First Servie Date

Year First Service		Frequency	Percent	Valid Percent	Cumulative Percent	
2009	Valid	15-OCT-2009	12	.3	.3	84.6
		16-OCT-2009	9	.2	.2	84.8
		18-OCT-2009	1	.0	.0	84.8
		19-OCT-2009	13	.3	.3	85.1
		20-OCT-2009	15	.3	.3	85.5
		21-OCT-2009	13	.3	.3	85.8
		22-OCT-2009	13	.3	.3	86.1
		23-OCT-2009	7	.2	.2	86.2
		24-OCT-2009	1	.0	.0	86.3
		25-OCT-2009	1	.0	.0	86.3
		26-OCT-2009	7	.2	.2	86.4
		27-OCT-2009	12	.3	.3	86.7
		28-OCT-2009	6	.1	.1	86.9
		29-OCT-2009	3	.1	.1	86.9
		30-OCT-2009	19	.4	.4	87.4
		31-OCT-2009	2	.0	.0	87.4
		01-NOV-2009	61	1.4	1.4	88.8
		02-NOV-2009	11	.3	.3	89.1
		03-NOV-2009	6	.1	.1	89.2
		04-NOV-2009	19	.4	.4	89.7
		05-NOV-2009	5	.1	.1	89.8
		06-NOV-2009	8	.2	.2	90.0
		09-NOV-2009	7	.2	.2	90.1
		10-NOV-2009	9	.2	.2	90.4
		11-NOV-2009	10	.2	.2	90.6
		12-NOV-2009	10	.2	.2	90.8
		13-NOV-2009	15	.3	.3	91.2
		16-NOV-2009	13	.3	.3	91.5
		17-NOV-2009	6	.1	.1	91.6
		18-NOV-2009	13	.3	.3	91.9
		19-NOV-2009	14	.3	.3	92.2
		20-NOV-2009	7	.2	.2	92.4
		23-NOV-2009	13	.3	.3	92.7
		24-NOV-2009	10	.2	.2	92.9
		25-NOV-2009	8	.2	.2	93.1
		26-NOV-2009	1	.0	.0	93.2
		27-NOV-2009	1	.0	.0	93.2
		28-NOV-2009	1	.0	.0	93.2
		30-NOV-2009	12	.3	.3	93.5
		01-DEC-2009	50	1.2	1.2	94.6
		02-DEC-2009	10	.2	.2	94.9
		03-DEC-2009	15	.3	.3	95.2
	04-DEC-2009	21	.5	.5	95.7	
	07-DEC-2009	14	.3	.3	96.0	
	08-DEC-2009	18	.4	.4	96.5	
	09-DEC-2009	12	.3	.3	96.7	
	10-DEC-2009	10	.2	.2	97.0	
	11-DEC-2009	6	.1	.1	97.1	
	13-DEC-2009	2	.0	.0	97.2	
	14-DEC-2009	10	.2	.2	97.4	
	15-DEC-2009	14	.3	.3	97.7	

First Servie Date

Year First Service			Frequency	Percent	Valid Percent	Cumulative Percent
2009	Valid	16-DEC-2009	11	.3	.3	98.0
		17-DEC-2009	11	.3	.3	98.2
		18-DEC-2009	12	.3	.3	98.5
		19-DEC-2009	1	.0	.0	98.5
		21-DEC-2009	5	.1	.1	98.6
		22-DEC-2009	12	.3	.3	98.9
		23-DEC-2009	7	.2	.2	99.1
		24-DEC-2009	4	.1	.1	99.2
		26-DEC-2009	1	.0	.0	99.2
		27-DEC-2009	1	.0	.0	99.2
		28-DEC-2009	5	.1	.1	99.3
		29-DEC-2009	8	.2	.2	99.5
		30-DEC-2009	4	.1	.1	99.6
		31-DEC-2009	16	.4	.4	100.0
		Total		4293	100.0	100.0

Services

Year First Service			Frequency	Percent	Valid Percent	Cumulative Percent
2006	Valid	Food Bank/Home Delivery	3	100.0	100.0	100.0
2007	Valid	Pharma Assistance	16	.3	.3	.3
		Non-Medical Case Mgmt	106	1.7	1.7	2.0
		Client Advocacy	19	.3	.3	2.3
		Emergency Financial	668	10.9	10.9	13.2
		Food Bank/Home Delivery	485	7.9	7.9	21.2
		Health Insurance Program (HIP)	131	2.1	2.1	23.3
		Housing Services	241	3.9	3.9	27.2
		Medical Case Management	1652	27.0	27.0	54.3
		Medical Transportation	187	3.1	3.1	57.3
		Mental Health	461	7.5	7.5	64.9
		Oral Health Care	374	6.1	6.1	71.0
		Outpatient/Ambulatory	1609	26.3	26.3	97.3
		Substance Abuse/Outpatient	166	2.7	2.7	100.0
		Total	6115	100.0	100.0	
2008	Valid	Pharma Assistance	19	.4	.4	.4
		Non-Medical Case Mgmt	100	2.3	2.3	2.7
		Emergency Financial	317	7.2	7.2	9.8
		Food Bank/Home Delivery	324	7.3	7.3	17.1
		Health Insurance Program (HIP)	75	1.7	1.7	18.8
		Home Health Care (HCBS)	5	.1	.1	19.0
		Housing Services	257	5.8	5.8	24.8
		Medical Case Management	1071	24.2	24.2	48.9
		Medical Transportation	473	10.7	10.7	59.6
		Mental Health	399	9.0	9.0	68.6
		Oral Health Care	404	9.1	9.1	77.7
		Outpatient/Ambulatory	668	15.1	15.1	92.8
		Substance Abuse/Outpatient	320	7.2	7.2	100.0
		Total	4432	100.0	100.0	
2009	Valid	Pharma Assistance	11	.3	.3	.3
		Non-Medical Case Mgmt	45	1.0	1.0	1.3
		Emergency Financial	326	7.6	7.6	8.9
		Food Bank/Home Delivery	334	7.8	7.8	16.7
		Home Health Care (HCBS)	4	.1	.1	16.8
		Home Health Care	58	1.4	1.4	18.1
		Housing Services	199	4.6	4.6	22.8
		Medical Case Management	920	21.4	21.4	44.2
		Medical Transportation	224	5.2	5.2	49.4
		Mental Health	488	11.4	11.4	60.8
		Oral Health Care	531	12.4	12.4	73.1
		Outpatient/Ambulatory	587	13.7	13.7	86.8
		Substance Abuse/Outpatient	566	13.2	13.2	100.0
		Total	4293	100.0	100.0	

Age

Year First Service			Frequency	Percent	Valid Percent	Cumulative Percent
2006	Valid	42	1	33.3	33.3	33.3
		49	1	33.3	33.3	66.7
		56	1	33.3	33.3	100.0
	Total		3	100.0	100.0	

Age

Year First Service			Frequency	Percent	Valid Percent	Cumulative Percent
2007	Valid	3	1	.0	.0	.0
		5	3	.0	.0	.1
		6	5	.1	.1	.1
		7	2	.0	.0	.2
		8	8	.1	.1	.3
		9	5	.1	.1	.4
		10	1	.0	.0	.4
		14	2	.0	.0	.4
		15	1	.0	.0	.5
		16	1	.0	.0	.5
		17	2	.0	.0	.5
		19	5	.1	.1	.6
		20	5	.1	.1	.7
		21	12	.2	.2	.9
		22	50	.8	.8	1.7
		23	30	.5	.5	2.2
		24	29	.5	.5	2.6
		25	73	1.2	1.2	3.8
		26	77	1.3	1.3	5.1
		27	75	1.2	1.2	6.3
		28	95	1.6	1.6	7.9
		29	70	1.1	1.1	9.0
		30	88	1.4	1.4	10.5
		31	81	1.3	1.3	11.8
		32	76	1.2	1.2	13.0
		33	122	2.0	2.0	15.0
		34	110	1.8	1.8	16.8
		35	168	2.7	2.7	19.6
		36	143	2.3	2.3	21.9
		37	141	2.3	2.3	24.2
		38	175	2.9	2.9	27.1
		39	181	3.0	3.0	30.0
		40	188	3.1	3.1	33.1
		41	191	3.1	3.1	36.2
		42	234	3.8	3.8	40.1
		43	264	4.3	4.3	44.4
		44	224	3.7	3.7	48.0
		45	260	4.3	4.3	52.3
		46	284	4.6	4.6	56.9
		47	294	4.8	4.8	61.7
		48	258	4.2	4.2	66.0
		49	284	4.6	4.6	70.6
		50	179	2.9	2.9	73.5
		51	216	3.5	3.5	77.1
		52	244	4.0	4.0	81.1
		53	130	2.1	2.1	83.2
		54	121	2.0	2.0	85.2
		55	109	1.8	1.8	87.0
		56	80	1.3	1.3	88.3
		57	56	.9	.9	89.2
		58	122	2.0	2.0	91.2

Age

Year First Service			Frequency	Percent	Valid Percent	Cumulative Percent
2007	Valid	59	99	1.6	1.6	92.8
		60	90	1.5	1.5	94.3
		61	88	1.4	1.4	95.7
		62	61	1.0	1.0	96.7
		63	28	.5	.5	97.2
		64	25	.4	.4	97.6
		65	37	.6	.6	98.2
		66	10	.2	.2	98.3
		67	24	.4	.4	98.7
		68	19	.3	.3	99.0
		69	9	.1	.1	99.2
		70	20	.3	.3	99.5
		71	4	.1	.1	99.6
		72	5	.1	.1	99.7
		73	6	.1	.1	99.8
		74	3	.0	.0	99.8
		75	2	.0	.0	99.8
		76	10	.2	.2	100.0
Total			6115	100.0	100.0	

Age

Year First Service		Frequency	Percent	Valid Percent	Cumulative Percent
2008	Valid	4	.1	.1	.1
		5	.1	.1	.2
		6	.2	.2	.3
		7	.2	.2	.5
		8	.2	.2	.7
		9	.0	.0	.7
		11	.0	.0	.7
		14	.0	.0	.7
		15	.0	.0	.8
		16	.1	.1	.9
		17	.0	.0	.9
		18	.1	.1	1.0
		19	.0	.0	1.0
		20	.4	.4	1.4
		21	.2	.2	1.6
		22	.5	.5	2.1
		23	.8	.8	2.9
		24	.9	.9	3.8
		25	1.4	1.4	5.3
		26	1.9	1.9	7.2
		27	1.5	1.5	8.7
		28	1.6	1.6	10.3
		29	1.7	1.7	11.9
		30	2.5	2.5	14.5
		31	2.1	2.1	16.6
		32	1.4	1.4	18.0
		33	2.1	2.1	20.1
		34	2.1	2.1	22.2
		35	3.4	3.4	25.7
		36	3.2	3.2	28.9
		37	3.0	3.0	31.8
		38	3.9	3.9	35.7
		39	3.4	3.4	39.1
		40	3.3	3.3	42.4
		41	3.2	3.2	45.6
		42	2.8	2.8	48.4
		43	2.9	2.9	51.3
		44	3.2	3.2	54.5
		45	3.6	3.6	58.1
		46	3.9	3.9	62.0
		47	4.8	4.8	66.8
		48	4.6	4.6	71.3
		49	4.2	4.2	75.5
		50	3.2	3.2	78.8
		51	3.1	3.1	81.9
		52	2.8	2.8	84.7
		53	2.0	2.0	86.6
		54	1.4	1.4	88.0
		55	1.3	1.3	89.3
		56	1.7	1.7	91.1
		57	.9	.9	92.0

Age

Year First Service			Frequency	Percent	Valid Percent	Cumulative Percent
2008	Valid	58	66	1.5	1.5	93.5
		59	57	1.3	1.3	94.8
		60	37	.8	.8	95.6
		61	37	.8	.8	96.4
		62	19	.4	.4	96.9
		63	24	.5	.5	97.4
		64	12	.3	.3	97.7
		65	33	.7	.7	98.4
		66	3	.1	.1	98.5
		67	13	.3	.3	98.8
		68	2	.0	.0	98.8
		69	1	.0	.0	98.8
		70	5	.1	.1	99.0
		71	2	.0	.0	99.0
		72	10	.2	.2	99.2
		73	12	.3	.3	99.5
		74	5	.1	.1	99.6
		76	1	.0	.0	99.6
		79	13	.3	.3	99.9
		81	1	.0	.0	100.0
84	1	.0	.0	100.0		
88	1	.0	.0	100.0		
Total			4432	100.0	100.0	

Age

Year First Service		Frequency	Percent	Valid Percent	Cumulative Percent
2009	Valid 1	1	.0	.0	.0
	2	3	.1	.1	.1
	3	2	.0	.0	.1
	5	11	.3	.3	.4
	6	1	.0	.0	.4
	7	3	.1	.1	.5
	8	5	.1	.1	.6
	9	1	.0	.0	.6
	11	1	.0	.0	.7
	13	1	.0	.0	.7
	15	2	.0	.0	.7
	17	2	.0	.0	.8
	18	5	.1	.1	.9
	19	23	.5	.5	1.4
	20	15	.3	.3	1.8
	21	13	.3	.3	2.1
	22	42	1.0	1.0	3.1
	23	86	2.0	2.0	5.1
	24	87	2.0	2.0	7.1
	25	63	1.5	1.5	8.5
	26	58	1.4	1.4	9.9
	27	84	2.0	2.0	11.9
	28	110	2.6	2.6	14.4
	29	108	2.5	2.5	16.9
	30	127	3.0	3.0	19.9
	31	114	2.7	2.7	22.5
	32	70	1.6	1.6	24.2
	33	99	2.3	2.3	26.5
	34	86	2.0	2.0	28.5
	35	104	2.4	2.4	30.9
	36	82	1.9	1.9	32.8
	37	104	2.4	2.4	35.2
	38	134	3.1	3.1	38.4
	39	137	3.2	3.2	41.6
	40	174	4.1	4.1	45.6
	41	180	4.2	4.2	49.8
	42	145	3.4	3.4	53.2
	43	135	3.1	3.1	56.3
	44	137	3.2	3.2	59.5
	45	130	3.0	3.0	62.5
	46	139	3.2	3.2	65.8
	47	196	4.6	4.6	70.3
	48	192	4.5	4.5	74.8
	49	119	2.8	2.8	77.6
	50	114	2.7	2.7	80.2
	51	96	2.2	2.2	82.5
	52	96	2.2	2.2	84.7
	53	65	1.5	1.5	86.2
	54	77	1.8	1.8	88.0
	55	59	1.4	1.4	89.4
	56	50	1.2	1.2	90.6

Age

Year First Service	Frequency	Percent	Valid Percent	Cumulative Percent
2009 Valid 57	63	1.5	1.5	92.0
58	69	1.6	1.6	93.6
59	67	1.6	1.6	95.2
60	31	.7	.7	95.9
61	42	1.0	1.0	96.9
62	11	.3	.3	97.2
63	24	.6	.6	97.7
64	17	.4	.4	98.1
65	17	.4	.4	98.5
66	3	.1	.1	98.6
67	12	.3	.3	98.9
68	4	.1	.1	99.0
69	7	.2	.2	99.1
70	2	.0	.0	99.2
71	4	.1	.1	99.3
72	9	.2	.2	99.5
73	2	.0	.0	99.5
74	11	.3	.3	99.8
75	1	.0	.0	99.8
76	4	.1	.1	99.9
78	2	.0	.0	99.9
79	3	.1	.1	100.0
Total	4293	100.0	100.0	

HIV Status

Year First Service	Frequency	Percent	Valid Percent	Cumulative Percent
2006 Valid CDC Defined AIDS	2	66.7	66.7	66.7
HIV Positive/Not AIDS	1	33.3	33.3	100.0
Total	3	100.0	100.0	
2007 Valid CDC Defined AIDS	2474	40.5	40.5	40.5
HIV Positive/AIDS Status Unknown	25	.4	.4	40.9
HIV Positive/Not AIDS	3616	59.1	59.1	100.0
Total	6115	100.0	100.0	
2008 Valid CDC Defined AIDS	1386	31.3	31.3	31.3
HIV Positive/AIDS Status Unknown	29	.7	.7	31.9
HIV Positive/Not AIDS	3017	68.1	68.1	100.0
Total	4432	100.0	100.0	
2009 Valid CDC Defined AIDS	1248	29.1	29.1	29.1
HIV Positive/AIDS Status Unknown	33	.8	.8	29.8
HIV Positive/Not AIDS	3012	70.2	70.2	100.0
Total	4293	100.0	100.0	

Risk

Year First Service			Frequency	Percent	Valid Percent	Cumulative Percent
2006	Valid	Homosexual Male	1	33.3	33.3	33.3
		No Risk	2	66.7	66.7	100.0
		Total	3	100.0	100.0	
2007	Valid	Hemophilia Transfusion	4	.1	.1	.1
		Heterosexual Contact	1232	20.1	20.1	20.2
		Homosexual Male	3601	58.9	58.9	79.1
		Injection User	368	6.0	6.0	85.1
		Multiple Risk	353	5.8	5.8	90.9
		No Risk	431	7.0	7.0	97.9
		Other	4	.1	.1	98.0
		Perinatal Transmission	42	.7	.7	98.7
		Transfusion	80	1.3	1.3	100.0
		Total	6115	100.0	100.0	
2008	Valid	Heterosexual Contact	973	22.0	22.0	22.0
		Homosexual Male	2382	53.7	53.7	75.7
		Injection User	220	5.0	5.0	80.7
		Multiple Risk	252	5.7	5.7	86.3
		No Risk	514	11.6	11.6	97.9
		Other	2	.0	.0	98.0
		Perinatal Transmission	25	.6	.6	98.6
		Transfusion	64	1.4	1.4	100.0
Total	4432	100.0	100.0			
2009	Valid	Hemophilia Transfusion	1	.0	.0	.0
		Heterosexual Contact	886	20.6	20.6	20.7
		Homosexual Male	2350	54.7	54.7	75.4
		Injection User	161	3.8	3.8	79.2
		Multiple Risk	253	5.9	5.9	85.0
		No Risk	559	13.0	13.0	98.1
		Other	3	.1	.1	98.1
		Perinatal Transmission	27	.6	.6	98.8
		Transfusion	53	1.2	1.2	100.0
Total	4293	100.0	100.0			

Hispanic

Year First Service			Frequency	Percent	Valid Percent	Cumulative Percent
2006	Valid	Non-Hispanic	2	66.7	66.7	66.7
		Hispanic	1	33.3	33.3	100.0
		Total	3	100.0	100.0	
2007	Valid	Non-Hispanic	4777	78.1	78.1	78.1
		Hispanic	1187	19.4	19.4	97.5
		Unknown	151	2.5	2.5	100.0
		Total	6115	100.0	100.0	
2008	Valid	Non-Hispanic	3401	76.7	76.7	76.7
		Hispanic	944	21.3	21.3	98.0
		Unknown	87	2.0	2.0	100.0
		Total	4432	100.0	100.0	
2009	Valid	Non-Hispanic	3288	76.6	76.6	76.6
		Hispanic	960	22.4	22.4	99.0
		Unknown	45	1.0	1.0	100.0
		Total	4293	100.0	100.0	

Ethnicity

Year First Service			Frequency	Percent	Valid Percent	Cumulative Percent
2006	Valid	White	2	66.7	66.7	66.7
		Multi-Racial/Other	1	33.3	33.3	100.0
		Total	3	100.0	100.0	
2007	Valid	White	4014	65.6	65.6	65.6
		Asian/Pacific Islander	162	2.6	2.6	68.3
		African American	1245	20.4	20.4	88.7
		Multi-Racial/Other	240	3.9	3.9	92.6
		Unknown	454	7.4	7.4	100.0
		Total	6115	100.0	100.0	
2008	Valid	White	2838	64.0	64.0	64.0
		Asian/Pacific Islander	195	4.4	4.4	68.4
		African American	973	22.0	22.0	90.4
		Multi-Racial/Other	237	5.3	5.3	95.7
		Unknown	189	4.3	4.3	100.0
		Total	4432	100.0	100.0	
2009	Valid	White	2606	60.7	60.7	60.7
		Asian/Pacific Islander	178	4.1	4.1	64.8
		African American	964	22.5	22.5	87.3
		Multi-Racial/Other	230	5.4	5.4	92.7
		Unknown	315	7.3	7.3	100.0
		Total	4293	100.0	100.0	

Gender

Year First Service			Frequency	Percent	Valid Percent	Cumulative Percent
2006	Valid	Male	3	100.0	100.0	100.0
2007	Valid	Male	5262	86.1	86.1	86.1
		Female	811	13.3	13.3	99.3
		Transgender	42	.7	.7	100.0
		Total	6115	100.0	100.0	
2008	Valid	Male	3597	81.2	81.2	81.2
		Female	779	17.6	17.6	98.7
		Transgender	56	1.3	1.3	100.0
		Total	4432	100.0	100.0	
2009	Valid	Male	3574	83.3	83.3	83.3
		Female	684	15.9	15.9	99.2
		Refused	2	.0	.0	99.2
		Transgender	33	.8	.8	100.0
		Total	4293	100.0	100.0	

HH Income

Year First Service			Frequency	Percent	Valid Percent	Cumulative Percent
2006	Valid	6144	1	33.3	100.0	100.0
	Missing	System	2	66.7		
	Total		3	100.0		

HH Income

Year First Service		Frequency	Percent	Valid Percent	Cumulative Percent	
2007	Valid	0	1626	26.6	26.9	26.9
		1	246	4.0	4.1	30.9
		251	1	.0	.0	31.0
		500	7	.1	.1	31.1
		600	9	.1	.1	31.2
		619	1	.0	.0	31.2
		623	1	.0	.0	31.3
		732	2	.0	.0	31.3
		814	1	.0	.0	31.3
		816	4	.1	.1	31.4
		864	9	.1	.1	31.5
		903	3	.0	.0	31.6
		960	6	.1	.1	31.7
		999	7	.1	.1	31.8
		1000	2	.0	.0	31.8
		1200	25	.4	.4	32.2
		1323	3	.0	.0	32.3
		1404	3	.0	.0	32.3
		1488	1	.0	.0	32.3
		1620	3	.0	.0	32.4
		1664	4	.1	.1	32.5
		1680	4	.1	.1	32.5
		1700	3	.0	.0	32.6
		1800	1	.0	.0	32.6
		1803	4	.1	.1	32.7
		1860	2	.0	.0	32.7
		1903	1	.0	.0	32.7
		1992	1	.0	.0	32.7
		2000	10	.2	.2	32.9
		2079	1	.0	.0	32.9
		2100	1	.0	.0	32.9
		2160	5	.1	.1	33.0
		2226	1	.0	.0	33.0
		2400	101	1.7	1.7	34.7
		2480	4	.1	.1	34.8
		2495	6	.1	.1	34.9
		2503	5	.1	.1	34.9
		2538	10	.2	.2	35.1
		2550	1	.0	.0	35.1
		2570	2	.0	.0	35.2
		2575	2	.0	.0	35.2
		2604	1	.0	.0	35.2
		2619	1	.0	.0	35.2
		2672	7	.1	.1	35.3
		2700	3	.0	.0	35.4
		2748	2	.0	.0	35.4
		2760	36	.6	.6	36.0
		2772	1	.0	.0	36.0
		2880	5	.1	.1	36.1
		3000	22	.4	.4	36.5
		3036	6	.1	.1	36.6

HH Income

Year First Service		Frequency	Percent	Valid Percent	Cumulative Percent
2007	Valid	3156	8	.1	36.7
		3164	6	.1	36.8
		3204	1	.0	36.8
		3480	2	.0	36.9
		3533	1	.0	36.9
		3576	2	.0	36.9
		3600	5	.1	37.0
		3602	3	.0	37.0
		3684	1	.0	37.1
		3720	4	.1	37.1
		3744	1	.0	37.1
		3900	3	.0	37.2
		3912	4	.1	37.3
		3977	2	.0	37.3
		4157	2	.0	37.3
		4159	1	.0	37.3
		4200	2	.0	37.4
		4227	2	.0	37.4
		4264	5	.1	37.5
		4332	36	.6	38.1
		4392	7	.1	38.2
		4430	8	.1	38.3
		4476	9	.1	38.5
		4500	1	.0	38.5
		4542	4	.1	38.6
		4584	2	.0	38.6
		4596	8	.1	38.7
		4620	9	.1	38.9
		4644	8	.1	39.0
		4680	1	.0	39.0
		4716	5	.1	39.1
		4731	5	.1	39.2
		4800	24	.4	39.6
		4852	1	.0	39.6
		4908	4	.1	39.7
		4920	8	.1	39.8
		4979	1	.0	39.8
		5000	22	.4	40.2
		5050	9	.1	40.3
		5076	3	.0	40.4
		5124	5	.1	40.5
		5130	3	.0	40.5
		5160	1	.0	40.5
		5183	1	.0	40.5
		5184	2	.0	40.6
		5190	5	.1	40.7
		5207	1	.0	40.7
		5256	8	.1	40.8
		5392	9	.1	41.0
		5394	2	.0	41.0
		5400	18	.3	41.3

HH Income

Year First Service		Frequency	Percent	Valid Percent	Cumulative Percent	
2007	Valid	5408	5	.1	.1	41.4
		5448	7	.1	.1	41.5
		5532	2	.0	.0	41.5
		5592	2	.0	.0	41.6
		5640	2	.0	.0	41.6
		5662	1	.0	.0	41.6
		5700	2	.0	.0	41.6
		5748	5	.1	.1	41.7
		5773	1	.0	.0	41.7
		5794	1	.0	.0	41.8
		5796	3	.0	.0	41.8
		5832	1	.0	.0	41.8
		5892	1	.0	.0	41.8
		5931	1	.0	.0	41.9
		6000	69	1.1	1.1	43.0
		6048	5	.1	.1	43.1
		6060	7	.1	.1	43.2
		6066	1	.0	.0	43.2
		6084	1	.0	.0	43.2
		6091	1	.0	.0	43.2
		6132	1	.0	.0	43.3
		6144	3	.0	.0	43.3
		6148	4	.1	.1	43.4
		6151	2	.0	.0	43.4
		6220	1	.0	.0	43.4
		6240	14	.2	.2	43.7
		6285	1	.0	.0	43.7
		6300	1	.0	.0	43.7
		6360	2	.0	.0	43.7
		6468	9	.1	.1	43.9
		6487	14	.2	.2	44.1
		6540	2	.0	.0	44.1
		6564	1	.0	.0	44.1
		6571	2	.0	.0	44.2
		6576	10	.2	.2	44.3
		6588	2	.0	.0	44.4
		6592	7	.1	.1	44.5
		6600	4	.1	.1	44.6
		6715	7	.1	.1	44.7
		6786	4	.1	.1	44.7
		6800	2	.0	.0	44.8
		6804	13	.2	.2	45.0
		6819	1	.0	.0	45.0
		6840	3	.0	.0	45.1
		6864	3	.0	.0	45.1
		6905	1	.0	.0	45.1
		6936	2	.0	.0	45.2
		6960	1	.0	.0	45.2
		6967	4	.1	.1	45.2
		6968	1	.0	.0	45.3
		7000	3	.0	.0	45.3

HH Income

Year First Service		Frequency	Percent	Valid Percent	Cumulative Percent
2007	Valid	7003	1	.0	45.3
		7006	2	.0	45.4
		7008	3	.0	45.4
		7020	1	.0	45.4
		7044	2	.0	45.5
		7071	5	.1	45.5
		7117	1	.0	45.6
		7176	2	.0	45.6
		7200	29	.5	46.1
		7219	1	.0	46.1
		7224	1	.0	46.1
		7236	15	.2	46.3
		7248	2	.0	46.4
		7260	4	.1	46.4
		7263	7	.1	46.6
		7272	1	.0	46.6
		7284	7	.1	46.7
		7344	2	.0	46.7
		7368	10	.2	46.9
		7388	4	.1	47.0
		7392	2	.0	47.0
		7404	6	.1	47.1
		7436	1	.0	47.1
		7440	9	.1	47.3
		7464	1	.0	47.3
		7476	38	.6	47.9
		7484	8	.1	48.0
		7488	3	.0	48.1
		7500	17	.3	48.4
		7527	1	.0	48.4
		7536	8	.1	48.5
		7541	2	.0	48.5
		7606	5	.1	48.6
		7644	55	.9	49.5
		7656	1	.0	49.6
		7680	14	.2	49.8
		7716	9	.1	49.9
		7728	5	.1	50.0
		7782	1	.0	50.0
		7793	1	.0	50.0
		7812	1	.0	50.1
		7824	3	.0	50.1
		7836	1	.0	50.1
		7872	4	.1	50.2
		7875	8	.1	50.3
		7884	17	.3	50.6
		7896	1	.0	50.6
		7907	7	.1	50.7
		7920	5	.1	50.8
		7944	1	.0	50.8
		7995	5	.1	50.9

HH Income

Year First Service		Frequency	Percent	Valid Percent	Cumulative Percent	
2007	Valid	8000	9	.1	.1	51.1
		8028	6	.1	.1	51.2
		8029	4	.1	.1	51.2
		8042	9	.1	.1	51.4
		8064	2	.0	.0	51.4
		8082	2	.0	.0	51.5
		8088	199	3.3	3.3	54.7
		8100	8	.1	.1	54.9
		8136	1	.0	.0	54.9
		8160	1	.0	.0	54.9
		8164	7	.1	.1	55.0
		8172	1	.0	.0	55.0
		8208	4	.1	.1	55.1
		8230	1	.0	.0	55.1
		8232	2	.0	.0	55.2
		8244	8	.1	.1	55.3
		8245	6	.1	.1	55.4
		8268	2	.0	.0	55.4
		8291	9	.1	.1	55.6
		8313	6	.1	.1	55.7
		8316	20	.3	.3	56.0
		8328	70	1.1	1.2	57.2
		8332	3	.0	.0	57.2
		8340	3	.0	.0	57.3
		8350	3	.0	.0	57.3
		8352	10	.2	.2	57.5
		8364	6	.1	.1	57.6
		8376	2	.0	.0	57.6
		8391	2	.0	.0	57.6
		8400	7	.1	.1	57.8
		8484	2	.0	.0	57.8
		8496	11	.2	.2	58.0
		8520	1	.0	.0	58.0
		8532	1	.0	.0	58.0
		8556	2	.0	.0	58.0
		8595	2	.0	.0	58.1
		8608	2	.0	.0	58.1
		8616	5	.1	.1	58.2
		8628	2	.0	.0	58.2
		8630	8	.1	.1	58.3
		8652	1	.0	.0	58.4
		8664	2	.0	.0	58.4
		8676	1	.0	.0	58.4
		8735	5	.1	.1	58.5
		8744	8	.1	.1	58.6
		8772	10	.2	.2	58.8
		8782	7	.1	.1	58.9
		8784	5	.1	.1	59.0
		8800	2	.0	.0	59.0
		8805	8	.1	.1	59.2
		8856	5	.1	.1	59.2

HH Income

Year First Service		Frequency	Percent	Valid Percent	Cumulative Percent
2007	Valid	8868	5	.1	59.3
		8892	6	.1	59.4
		8900	1	.0	59.4
		8904	2	.0	59.5
		8916	4	.1	59.5
		8950	1	.0	59.6
		8969	2	.0	59.6
		8978	6	.1	59.7
		9000	31	.5	60.2
		9013	1	.0	60.2
		9014	2	.0	60.2
		9048	13	.2	60.5
		9084	3	.0	60.5
		9096	3	.0	60.6
		9120	3	.0	60.6
		9144	3	.0	60.7
		9156	3	.0	60.7
		9180	4	.1	60.8
		9192	8	.1	60.9
		9204	3	.0	61.0
		9205	2	.0	61.0
		9276	2	.0	61.0
		9319	10	.2	61.2
		9327	9	.1	61.3
		9348	1	.0	61.4
		9352	6	.1	61.5
		9359	1	.0	61.5
		9360	3	.0	61.5
		9384	7	.1	61.6
		9408	4	.1	61.7
		9428	3	.0	61.8
		9439	1	.0	61.8
		9444	2	.0	61.8
		9469	4	.1	61.9
		9508	1	.0	61.9
		9516	2	.0	61.9
		9540	7	.1	62.0
		9576	5	.1	62.1
		9590	1	.0	62.1
		9600	32	.5	62.7
		9612	6	.1	62.8
		9696	1	.0	62.8
		9720	5	.1	62.9
		9732	1	.0	62.9
		9756	17	.3	63.2
		9765	3	.0	63.2
		9804	2	.0	63.2
		9805	7	.1	63.4
		9819	7	.1	63.5
		9834	1	.0	63.5
		9879	2	.0	63.5

HH Income

Year First Service		Frequency	Percent	Valid Percent	Cumulative Percent
2007	Valid	9892	2	.0	63.6
		9900	1	.0	63.6
		9912	3	.0	63.6
		9924	1	.0	63.6
		9938	1	.0	63.7
		9948	2	.0	63.7
		9960	36	.6	64.3
		9972	2	.0	64.3
		9992	6	.1	64.4
		9998	12	.2	64.6
		10000	34	.6	65.2
		10008	1	.0	65.2
		10021	2	.0	65.2
		10044	1	.0	65.2
		10056	2	.0	65.3
		10075	1	.0	65.3
		10092	11	.2	65.5
		10135	2	.0	65.5
		10151	2	.0	65.5
		10152	1	.0	65.6
		10176	4	.1	65.6
		10186	4	.1	65.7
		10200	4	.1	65.8
		10212	2	.0	65.8
		10215	3	.0	65.8
		10224	10	.2	66.0
		10260	14	.2	66.2
		10272	11	.2	66.4
		10298	2	.0	66.4
		10311	2	.0	66.5
		10319	4	.1	66.5
		10368	1	.0	66.6
		10392	1	.0	66.6
		10399	1	.0	66.6
		10420	1	.0	66.6
		10428	7	.1	66.7
		10431	3	.0	66.8
		10438	1	.0	66.8
		10440	1	.0	66.8
		10442	4	.1	66.9
		10464	8	.1	67.0
		10476	3	.0	67.1
		10488	5	.1	67.1
		10520	5	.1	67.2
		10528	1	.0	67.2
		10536	10	.2	67.4
		10560	4	.1	67.5
		10564	3	.0	67.5
		10565	1	.0	67.5
		10572	4	.1	67.6
		10584	1	.0	67.6

HH Income

Year First Service			Frequency	Percent	Valid Percent	Cumulative Percent
2007	Valid	10596	6	.1	.1	67.7
		10608	5	.1	.1	67.8
		10652	1	.0	.0	67.8
		10663	2	.0	.0	67.9
		10680	2	.0	.0	67.9
		10701	9	.1	.1	68.0
		10764	1	.0	.0	68.0
		10776	3	.0	.0	68.1
		10800	8	.1	.1	68.2
		10829	1	.0	.0	68.2
		10830	8	.1	.1	68.4
		10836	12	.2	.2	68.6
		10860	1	.0	.0	68.6
		10926	8	.1	.1	68.7
		10932	5	.1	.1	68.8
		10960	1	.0	.0	68.8
		10978	3	.0	.0	68.9
		10980	2	.0	.0	68.9
		10984	2	.0	.0	68.9
		10992	12	.2	.2	69.1
		11000	2	.0	.0	69.2
		11016	8	.1	.1	69.3
		11028	4	.1	.1	69.4
		11057	1	.0	.0	69.4
		11064	1	.0	.0	69.4
		11088	1	.0	.0	69.4
		11099	2	.0	.0	69.5
		11106	1	.0	.0	69.5
		11111	2	.0	.0	69.5
		11118	3	.0	.0	69.6
		11124	3	.0	.0	69.6
		11148	2	.0	.0	69.6
		11172	6	.1	.1	69.7
		11196	1	.0	.0	69.8
		11208	1	.0	.0	69.8
		11244	4	.1	.1	69.8
		11272	1	.0	.0	69.9
		11277	1	.0	.0	69.9
		11286	10	.2	.2	70.0
		11304	4	.1	.1	70.1
		11312	9	.1	.1	70.2
		11316	1	.0	.0	70.3
		11400	12	.2	.2	70.5
		11448	2	.0	.0	70.5
		11462	1	.0	.0	70.5
		11520	9	.1	.1	70.7
		11532	2	.0	.0	70.7
		11556	3	.0	.0	70.7
		11587	6	.1	.1	70.8
		11595	2	.0	.0	70.9
		11600	3	.0	.0	70.9

HH Income

Year First Service			Frequency	Percent	Valid Percent	Cumulative Percent
2007	Valid	11604	1	.0	.0	70.9
		11616	1	.0	.0	71.0
		11628	3	.0	.0	71.0
		11629	5	.1	.1	71.1
		11640	6	.1	.1	71.2
		11648	1	.0	.0	71.2
		11652	7	.1	.1	71.3
		11683	9	.1	.1	71.5
		11688	6	.1	.1	71.6
		11697	2	.0	.0	71.6
		11716	2	.0	.0	71.6
		11732	4	.1	.1	71.7
		11741	9	.1	.1	71.9
		11756	1	.0	.0	71.9
		11785	5	.1	.1	72.0
		11796	8	.1	.1	72.1
		11808	2	.0	.0	72.1
		11820	9	.1	.1	72.3
		11854	1	.0	.0	72.3
		11856	11	.2	.2	72.5
		11874	1	.0	.0	72.5
		11880	2	.0	.0	72.5
		11892	9	.1	.1	72.7
		11911	4	.1	.1	72.7
		11945	6	.1	.1	72.8
		11948	1	.0	.0	72.8
		11964	3	.0	.0	72.9
		12000	50	.8	.8	73.7
		12024	6	.1	.1	73.8
		12042	2	.0	.0	73.9
		12048	5	.1	.1	73.9
		12060	1	.0	.0	74.0
		12084	4	.1	.1	74.0
		12120	4	.1	.1	74.1
		12144	8	.1	.1	74.2
		12168	2	.0	.0	74.2
		12203	1	.0	.0	74.3
		12204	2	.0	.0	74.3
		12240	5	.1	.1	74.4
		12276	2	.0	.0	74.4
		12300	11	.2	.2	74.6
		12340	6	.1	.1	74.7
		12360	6	.1	.1	74.8
		12396	3	.0	.0	74.8
		12432	2	.0	.0	74.9
		12450	8	.1	.1	75.0
		12480	5	.1	.1	75.1
		12513	4	.1	.1	75.2
		12540	7	.1	.1	75.3
		12564	2	.0	.0	75.3
		12588	5	.1	.1	75.4

HH Income

Year First Service		Frequency	Percent	Valid Percent	Cumulative Percent
2007	Valid	12600	1	.0	75.4
		12612	9	.1	75.6
		12624	5	.1	75.6
		12632	1	.0	75.7
		12648	3	.0	75.7
		12671	3	.0	75.8
		12696	3	.0	75.8
		12725	6	.1	75.9
		12732	2	.0	75.9
		12740	2	.0	76.0
		12744	6	.1	76.1
		12768	1	.0	76.1
		12816	11	.2	76.3
		12860	3	.0	76.3
		12953	1	.0	76.3
		12962	2	.0	76.4
		12999	1	.0	76.4
		13000	4	.1	76.4
		13008	4	.1	76.5
		13010	1	.0	76.5
		13049	3	.0	76.6
		13064	2	.0	76.6
		13076	4	.1	76.7
		13088	1	.0	76.7
		13137	2	.0	76.7
		13140	2	.0	76.8
		13188	5	.1	76.8
		13200	15	.2	77.1
		13216	6	.1	77.2
		13260	5	.1	77.3
		13293	3	.0	77.3
		13320	18	.3	77.6
		13393	4	.1	77.7
		13407	2	.0	77.7
		13416	6	.1	77.8
		13417	1	.0	77.8
		13440	3	.0	77.9
		13452	10	.2	78.0
		13458	4	.1	78.1
		13492	1	.0	78.1
		13500	2	.0	78.2
		13548	5	.1	78.2
		13623	3	.0	78.3
		13639	5	.1	78.4
		13668	5	.1	78.5
		13692	8	.1	78.6
		13777	1	.0	78.6
		13800	7	.1	78.7
		13825	8	.1	78.9
		13852	1	.0	78.9
		13900	3	.0	78.9

HH Income

Year First Service		Frequency	Percent	Valid Percent	Cumulative Percent
2007	Valid	13968	4	.1	79.0
		13980	2	.0	79.0
		13992	14	.2	79.3
		14000	2	.0	79.3
		14004	1	.0	79.3
		14063	3	.0	79.4
		14076	1	.0	79.4
		14077	1	.0	79.4
		14088	7	.1	79.5
		14106	2	.0	79.5
		14181	2	.0	79.6
		14228	1	.0	79.6
		14273	3	.0	79.6
		14285	6	.1	79.7
		14287	2	.0	79.8
		14291	1	.0	79.8
		14309	2	.0	79.8
		14313	5	.1	79.9
		14352	3	.0	80.0
		14400	18	.3	80.2
		14404	1	.0	80.3
		14460	3	.0	80.3
		14484	7	.1	80.4
		14492	3	.0	80.5
		14580	4	.1	80.5
		14590	2	.0	80.6
		14592	1	.0	80.6
		14607	2	.0	80.6
		14624	2	.0	80.7
		14657	2	.0	80.7
		14688	2	.0	80.7
		14707	4	.1	80.8
		14724	4	.1	80.9
		14794	1	.0	80.9
		14832	5	.1	81.0
		14944	6	.1	81.1
		15000	25	.4	81.5
		15057	3	.0	81.5
		15067	2	.0	81.6
		15085	3	.0	81.6
		15089	1	.0	81.6
		15096	5	.1	81.7
		15100	1	.0	81.7
		15132	4	.1	81.8
		15161	2	.0	81.8
		15168	2	.0	81.9
		15180	1	.0	81.9
		15240	7	.1	82.0
		15272	5	.1	82.1
		15280	2	.0	82.1
		15284	2	.0	82.1

HH Income

Year First Service		Frequency	Percent	Valid Percent	Cumulative Percent
2007	Valid	15286	1	.0	82.1
		15288	11	.2	82.3
		15291	1	.0	82.3
		15424	6	.1	82.4
		15432	1	.0	82.5
		15442	9	.1	82.6
		15472	2	.0	82.6
		15482	1	.0	82.7
		15546	3	.0	82.7
		15561	1	.0	82.7
		15598	1	.0	82.7
		15600	8	.1	82.9
		15612	2	.0	82.9
		15619	1	.0	82.9
		15660	1	.0	82.9
		15684	1	.0	83.0
		15699	1	.0	83.0
		15700	9	.1	83.1
		15708	3	.0	83.2
		15790	2	.0	83.2
		15795	2	.0	83.2
		15963	6	.1	83.3
		15984	4	.1	83.4
		16000	9	.1	83.6
		16006	4	.1	83.6
		16069	2	.0	83.7
		16092	2	.0	83.7
		16139	3	.0	83.7
		16146	17	.3	84.0
		16152	1	.0	84.0
		16188	4	.1	84.1
		16212	9	.1	84.2
		16282	2	.0	84.3
		16285	1	.0	84.3
		16373	3	.0	84.3
		16547	2	.0	84.4
		16609	1	.0	84.4
		16639	8	.1	84.5
		16644	3	.0	84.6
		16684	1	.0	84.6
		16712	3	.0	84.6
		16737	8	.1	84.8
		16747	3	.0	84.8
		16788	8	.1	85.0
		16800	20	.3	85.3
		16884	1	.0	85.3
		16899	2	.0	85.3
		16910	1	.0	85.4
		16912	6	.1	85.5
		16924	2	.0	85.5
		17000	1	.0	85.5

HH Income

Year First Service		Frequency	Percent	Valid Percent	Cumulative Percent
2007	Valid	17004	4	.1	85.6
		17136	1	.0	85.6
		17200	8	.1	85.7
		17220	12	.2	85.9
		17289	5	.1	86.0
		17311	1	.0	86.0
		17400	2	.0	86.0
		17424	3	.0	86.1
		17472	3	.0	86.1
		17515	1	.0	86.2
		17543	1	.0	86.2
		17568	3	.0	86.2
		17569	1	.0	86.2
		17596	1	.0	86.3
		17751	4	.1	86.3
		17762	2	.0	86.4
		17794	5	.1	86.4
		17845	4	.1	86.5
		17848	1	.0	86.5
		17915	2	.0	86.6
		17936	1	.0	86.6
		17940	8	.1	86.7
		17952	5	.1	86.8
		17991	1	.0	86.8
		18000	17	.3	87.1
		18017	3	.0	87.1
		18056	3	.0	87.2
		18084	1	.0	87.2
		18118	3	.0	87.3
		18132	3	.0	87.3
		18198	2	.0	87.3
		18199	2	.0	87.4
		18200	2	.0	87.4
		18216	1	.0	87.4
		18240	1	.0	87.4
		18282	2	.0	87.5
		18288	3	.0	87.5
		18297	1	.0	87.5
		18331	3	.0	87.6
		18525	6	.1	87.7
		18588	4	.1	87.8
		18648	7	.1	87.9
		18684	2	.0	87.9
		18693	2	.0	87.9
		18739	1	.0	88.0
		18754	6	.1	88.0
		18771	1	.0	88.1
		18876	1	.0	88.1
		19004	3	.0	88.1
		19011	5	.1	88.2
		19022	3	.0	88.3

HH Income

Year First Service		Frequency	Percent	Valid Percent	Cumulative Percent
2007	Valid	19048	3	.0	88.3
		19058	1	.0	88.3
		19123	4	.1	88.4
		19128	2	.0	88.4
		19188	1	.0	88.4
		19200	12	.2	88.6
		19206	13	.2	88.9
		19350	1	.0	88.9
		19440	1	.0	88.9
		19524	2	.0	88.9
		19560	4	.1	89.0
		19569	1	.0	89.0
		19642	7	.1	89.1
		19730	2	.0	89.2
		19800	3	.0	89.2
		19832	2	.0	89.2
		19950	3	.0	89.3
		20000	10	.2	89.5
		20006	4	.1	89.5
		20036	4	.1	89.6
		20064	5	.1	89.7
		20076	1	.0	89.7
		20124	3	.0	89.7
		20142	1	.0	89.8
		20160	2	.0	89.8
		20226	4	.1	89.9
		20232	1	.0	89.9
		20292	1	.0	89.9
		20352	3	.0	89.9
		20400	1	.0	90.0
		20560	3	.0	90.0
		20568	12	.2	90.2
		20576	1	.0	90.2
		20747	7	.1	90.3
		20798	1	.0	90.3
		20800	1	.0	90.4
		21094	10	.2	90.5
		21246	3	.0	90.6
		21340	1	.0	90.6
		21395	10	.2	90.8
		21408	1	.0	90.8
		21530	1	.0	90.8
		21600	6	.1	90.9
		21607	6	.1	91.0
		21621	6	.1	91.1
		21658	2	.0	91.1
		21660	4	.1	91.2
		21744	6	.1	91.3
		21819	2	.0	91.3
		21876	1	.0	91.3
		22000	2	.0	91.4

HH Income

Year First Service		Frequency	Percent	Valid Percent	Cumulative Percent
2007	Valid	22027	3	.0	91.4
		22080	1	.0	91.4
		22108	4	.1	91.5
		22222	1	.0	91.5
		22228	1	.0	91.5
		22271	2	.0	91.6
		22286	5	.1	91.7
		22353	1	.0	91.7
		22377	1	.0	91.7
		22411	2	.0	91.7
		22471	2	.0	91.8
		22500	8	.1	91.9
		22514	1	.0	91.9
		22533	7	.1	92.0
		22560	3	.0	92.1
		22564	1	.0	92.1
		22673	3	.0	92.1
		22879	1	.0	92.1
		22898	1	.0	92.2
		22950	1	.0	92.2
		22968	5	.1	92.3
		23000	3	.0	92.3
		23040	1	.0	92.3
		23085	1	.0	92.3
		23112	1	.0	92.4
		23306	1	.0	92.4
		23370	2	.0	92.4
		23386	2	.0	92.4
		23398	1	.0	92.5
		23444	3	.0	92.5
		23492	2	.0	92.5
		23612	5	.1	92.6
		23644	4	.1	92.7
		23659	1	.0	92.7
		24000	28	.5	93.2
		24102	1	.0	93.2
		24156	2	.0	93.2
		24201	5	.1	93.3
		24449	1	.0	93.3
		24485	2	.0	93.4
		24585	2	.0	93.4
		24617	2	.0	93.4
		24643	6	.1	93.5
		24681	1	.0	93.5
		24700	1	.0	93.6
		24720	2	.0	93.6
		25000	2	.0	93.6
		25316	1	.0	93.6
		25322	1	.0	93.7
		25358	1	.0	93.7
		25508	1	.0	93.7

HH Income

Year First Service		Frequency	Percent	Valid Percent	Cumulative Percent
2007	Valid	25532	2	.0	93.7
		25608	1	.0	93.7
		25613	2	.0	93.8
		25656	3	.0	93.8
		25920	1	.0	93.8
		25944	3	.0	93.9
		26013	1	.0	93.9
		26152	2	.0	93.9
		26242	2	.0	94.0
		26400	2	.0	94.0
		26550	3	.0	94.0
		26628	4	.1	94.1
		26995	6	.1	94.2
		27000	2	.0	94.2
		27075	7	.1	94.4
		27216	1	.0	94.4
		27240	3	.0	94.4
		27347	4	.1	94.5
		27395	2	.0	94.5
		27450	7	.1	94.6
		27502	2	.0	94.7
		27621	3	.0	94.7
		27760	4	.1	94.8
		28182	4	.1	94.9
		28234	10	.2	95.0
		28485	2	.0	95.1
		28800	3	.0	95.1
		28944	2	.0	95.1
		29117	1	.0	95.2
		29133	3	.0	95.2
		29419	5	.1	95.3
		29665	17	.3	95.6
		29676	7	.1	95.7
		30000	35	.6	96.3
		30045	3	.0	96.3
		30076	2	.0	96.3
		30092	1	.0	96.4
		30687	1	.0	96.4
		30720	6	.1	96.5
		30924	2	.0	96.5
		30960	3	.0	96.6
		31200	5	.1	96.6
		31520	2	.0	96.7
		31687	1	.0	96.7
		31744	2	.0	96.7
		31776	3	.0	96.8
		31952	3	.0	96.8
		31992	3	.0	96.9
		32000	2	.0	96.9
		32499	2	.0	96.9
		32887	2	.0	97.0

HH Income

Year First Service		Frequency	Percent	Valid Percent	Cumulative Percent
2007	Valid	32906	3	.0	97.0
		33054	4	.1	97.1
		33155	1	.0	97.1
		33310	2	.0	97.1
		33362	1	.0	97.2
		33382	3	.0	97.2
		33688	3	.0	97.3
		33788	2	.0	97.3
		33933	2	.0	97.3
		33974	1	.0	97.3
		34200	3	.0	97.4
		34314	1	.0	97.4
		34534	1	.0	97.4
		34569	2	.0	97.5
		34913	1	.0	97.5
		35000	5	.1	97.6
		35360	5	.1	97.6
		35571	7	.1	97.8
		36000	13	.2	98.0
		36048	5	.1	98.0
		38229	1	.0	98.1
		39077	1	.0	98.1
		39167	1	.0	98.1
		40000	15	.2	98.3
		40003	1	.0	98.4
		40153	1	.0	98.4
		40609	3	.0	98.4
		40800	2	.0	98.5
		41099	1	.0	98.5
		41355	4	.1	98.5
		41376	1	.0	98.6
		41538	3	.0	98.6
		41547	1	.0	98.6
		41555	1	.0	98.6
		41644	1	.0	98.7
		41985	1	.0	98.7
		42852	2	.0	98.7
		43539	1	.0	98.7
		43808	3	.0	98.8
		45000	9	.1	98.9
		46547	2	.0	99.0
		47000	1	.0	99.0
		48000	10	.2	99.1
		50000	11	.2	99.3
		54175	3	.0	99.4
		55555	2	.0	99.4
		56052	7	.1	99.5
		56562	1	.0	99.5
		57959	4	.1	99.6
		66000	2	.0	99.6
		67116	3	.0	99.7

HH Income

Year First Service			Frequency	Percent	Valid Percent	Cumulative Percent
2007	Valid	75543	2	.0	.0	99.7
		77777	5	.1	.1	99.8
		79992	1	.0	.0	99.8
		82059	2	.0	.0	99.9
		99999	6	.1	.1	100.0
		108000	1	.0	.0	100.0
		120000	1	.0	.0	100.0
		150000	1	.0	.0	100.0
		Total	6050	98.9	100.0	
		Missing System	65	1.1		
Total	6115	100.0				

HH Income

Year First Service		Frequency	Percent	Valid Percent	Cumulative Percent	
2008	Valid	0	1508	34.0	34.2	34.2
		1	147	3.3	3.3	37.6
		12	1	.0	.0	37.6
		100	4	.1	.1	37.7
		468	1	.0	.0	37.7
		480	1	.0	.0	37.7
		500	5	.1	.1	37.9
		600	1	.0	.0	37.9
		673	6	.1	.1	38.0
		747	7	.2	.2	38.2
		814	1	.0	.0	38.2
		864	1	.0	.0	38.2
		887	2	.0	.0	38.3
		999	5	.1	.1	38.4
		1044	1	.0	.0	38.4
		1200	20	.5	.5	38.9
		1323	3	.1	.1	38.9
		1404	3	.1	.1	39.0
		1440	2	.0	.0	39.0
		1500	1	.0	.0	39.1
		1560	1	.0	.0	39.1
		1651	6	.1	.1	39.2
		1664	4	.1	.1	39.3
		1680	3	.1	.1	39.4
		1710	2	.0	.0	39.4
		1800	9	.2	.2	39.6
		1803	2	.0	.0	39.7
		1992	1	.0	.0	39.7
		2000	2	.0	.0	39.7
		2100	8	.2	.2	39.9
		2160	1	.0	.0	39.9
		2268	2	.0	.0	40.0
		2400	133	3.0	3.0	43.0
		2448	2	.0	.0	43.1
		2469	1	.0	.0	43.1
		2480	7	.2	.2	43.2
		2495	2	.0	.0	43.3
		2503	2	.0	.0	43.3
		2520	8	.2	.2	43.5
		2570	1	.0	.0	43.5
		2599	3	.1	.1	43.6
		2604	6	.1	.1	43.7
		2700	1	.0	.0	43.8
		2756	1	.0	.0	43.8
		2760	15	.3	.3	44.1
		2769	6	.1	.1	44.3
		2808	1	.0	.0	44.3
		2975	2	.0	.0	44.3
		3000	9	.2	.2	44.5
		3036	3	.1	.1	44.6
		3108	1	.0	.0	44.6

HH Income

Year First Service		Frequency	Percent	Valid Percent	Cumulative Percent
2008	Valid	3120	1	.0	44.6
		3129	6	.1	44.8
		3150	1	.0	44.8
		3156	1	.0	44.8
		3164	1	.0	44.8
		3404	1	.0	44.9
		3480	5	.1	45.0
		3533	1	.0	45.0
		3564	1	.0	45.0
		3576	3	.1	45.1
		3599	1	.0	45.1
		3600	12	.3	45.4
		3671	2	.0	45.4
		3684	2	.0	45.5
		3720	6	.1	45.6
		3744	1	.0	45.6
		3806	5	.1	45.8
		3912	1	.0	45.8
		3924	7	.2	45.9
		3984	1	.0	46.0
		4159	7	.2	46.1
		4200	9	.2	46.3
		4260	2	.0	46.4
		4264	1	.0	46.4
		4272	2	.0	46.4
		4281	6	.1	46.6
		4332	14	.3	46.9
		4335	4	.1	47.0
		4368	6	.1	47.1
		4392	1	.0	47.1
		4584	9	.2	47.3
		4596	5	.1	47.5
		4644	1	.0	47.5
		4650	3	.1	47.5
		4731	2	.0	47.6
		4800	26	.6	48.2
		4900	1	.0	48.2
		4938	1	.0	48.2
		5000	10	.2	48.5
		5040	1	.0	48.5
		5050	3	.1	48.5
		5096	7	.2	48.7
		5130	2	.0	48.8
		5184	1	.0	48.8
		5190	3	.1	48.8
		5199	1	.0	48.9
		5256	1	.0	48.9
		5266	3	.1	49.0
		5376	1	.0	49.0
		5392	4	.1	49.1
		5394	2	.0	49.1

HH Income

Year First Service		Frequency	Percent	Valid Percent	Cumulative Percent
2008	Valid	5400	18	.4	49.5
		5408	6	.1	49.7
		5448	1	.0	49.7
		5520	1	.0	49.7
		5532	8	.2	49.9
		5700	1	.0	49.9
		5802	1	.0	49.9
		5832	1	.0	50.0
		5928	1	.0	50.0
		5979	2	.0	50.0
		6000	41	.9	51.0
		6048	4	.1	51.0
		6060	1	.0	51.1
		6079	1	.0	51.1
		6096	1	.0	51.1
		6180	1	.0	51.1
		6216	2	.0	51.2
		6228	1	.0	51.2
		6234	1	.0	51.2
		6240	2	.0	51.3
		6324	4	.1	51.4
		6360	1	.0	51.4
		6396	3	.1	51.5
		6420	2	.0	51.5
		6423	5	.1	51.6
		6487	1	.0	51.6
		6504	1	.0	51.7
		6549	3	.1	51.7
		6592	1	.0	51.7
		6600	6	.1	51.9
		6715	1	.0	51.9
		6780	1	.0	51.9
		6786	4	.1	52.0
		6804	2	.0	52.1
		6871	3	.1	52.1
		6876	1	.0	52.2
		6879	5	.1	52.3
		6888	2	.0	52.3
		6960	1	.0	52.3
		6968	4	.1	52.4
		7000	10	.2	52.7
		7003	5	.1	52.8
		7116	3	.1	52.8
		7152	2	.0	52.9
		7176	1	.0	52.9
		7200	27	.6	53.5
		7219	5	.1	53.6
		7236	5	.1	53.7
		7263	1	.0	53.8
		7284	15	.3	54.1
		7290	2	.0	54.2

HH Income

Year First Service		Frequency	Percent	Valid Percent	Cumulative Percent	
2008	Valid	7368	5	.1	.1	54.3
		7372	2	.0	.0	54.3
		7404	1	.0	.0	54.3
		7416	5	.1	.1	54.5
		7436	1	.0	.0	54.5
		7450	1	.0	.0	54.5
		7464	2	.0	.0	54.5
		7476	3	.1	.1	54.6
		7484	3	.1	.1	54.7
		7500	5	.1	.1	54.8
		7536	1	.0	.0	54.8
		7548	1	.0	.0	54.8
		7624	5	.1	.1	55.0
		7644	43	1.0	1.0	55.9
		7716	2	.0	.0	56.0
		7728	1	.0	.0	56.0
		7738	1	.0	.0	56.0
		7782	1	.0	.0	56.0
		7824	1	.0	.0	56.1
		7836	1	.0	.0	56.1
		7848	1	.0	.0	56.1
		7872	4	.1	.1	56.2
		7875	3	.1	.1	56.3
		7884	18	.4	.4	56.7
		7896	9	.2	.2	56.9
		7907	4	.1	.1	57.0
		7920	4	.1	.1	57.1
		7956	1	.0	.0	57.1
		8000	2	.0	.0	57.1
		8028	1	.0	.0	57.2
		8047	2	.0	.0	57.2
		8077	1	.0	.0	57.2
		8088	139	3.1	3.2	60.4
		8148	5	.1	.1	60.5
		8160	5	.1	.1	60.6
		8164	1	.0	.0	60.6
		8172	5	.1	.1	60.7
		8208	4	.1	.1	60.8
		8244	1	.0	.0	60.9
		8291	2	.0	.0	60.9
		8304	3	.1	.1	61.0
		8313	2	.0	.0	61.0
		8316	4	.1	.1	61.1
		8328	36	.8	.8	61.9
		8332	1	.0	.0	61.9
		8335	1	.0	.0	62.0
		8340	13	.3	.3	62.3
		8350	2	.0	.0	62.3
		8352	3	.1	.1	62.4
		8364	12	.3	.3	62.6
		8376	5	.1	.1	62.8

HH Income

Year First Service		Frequency	Percent	Valid Percent	Cumulative Percent
2008	Valid	8400	4	.1	62.9
		8428	7	.2	63.0
		8447	1	.0	63.0
		8462	3	.1	63.1
		8472	8	.2	63.3
		8496	3	.1	63.4
		8532	5	.1	63.5
		8628	5	.1	63.6
		8630	2	.0	63.6
		8640	8	.2	63.8
		8664	3	.1	63.9
		8735	2	.0	63.9
		8736	1	.0	63.9
		8744	1	.0	64.0
		8772	9	.2	64.2
		8782	3	.1	64.2
		8784	5	.1	64.4
		8805	1	.0	64.4
		8812	1	.0	64.4
		8856	2	.0	64.4
		8868	6	.1	64.6
		8892	4	.1	64.7
		8904	11	.2	64.9
		8964	1	.0	64.9
		8978	2	.0	65.0
		9000	9	.2	65.2
		9001	4	.1	65.3
		9048	6	.1	65.4
		9084	2	.0	65.5
		9092	1	.0	65.5
		9127	5	.1	65.6
		9144	1	.0	65.6
		9156	2	.0	65.7
		9192	1	.0	65.7
		9204	2	.0	65.7
		9228	6	.1	65.9
		9319	1	.0	65.9
		9352	2	.0	65.9
		9360	1	.0	66.0
		9384	4	.1	66.1
		9408	1	.0	66.1
		9444	12	.3	66.3
		9469	2	.0	66.4
		9480	20	.5	66.8
		9534	1	.0	66.9
		9576	1	.0	66.9
		9590	1	.0	66.9
		9600	39	.9	67.8
		9612	3	.1	67.9
		9660	5	.1	68.0
		9720	6	.1	68.1

HH Income

Year First Service		Frequency	Percent	Valid Percent	Cumulative Percent
2008	Valid	9756	2	.0	68.2
		9805	2	.0	68.2
		9817	6	.1	68.3
		9819	1	.0	68.4
		9869	1	.0	68.4
		9912	5	.1	68.5
		9924	3	.1	68.6
		9936	1	.0	68.6
		9960	15	.3	68.9
		9972	1	.0	69.0
		9990	1	.0	69.0
		9992	3	.1	69.1
		9998	9	.2	69.3
		10000	17	.4	69.6
		10008	2	.0	69.7
		10021	3	.1	69.8
		10051	1	.0	69.8
		10092	1	.0	69.8
		10140	1	.0	69.8
		10176	9	.2	70.0
		10186	3	.1	70.1
		10200	12	.3	70.4
		10212	1	.0	70.4
		10215	1	.0	70.4
		10224	2	.0	70.5
		10260	1	.0	70.5
		10272	1	.0	70.5
		10293	2	.0	70.5
		10326	7	.2	70.7
		10336	8	.2	70.9
		10399	3	.1	71.0
		10416	4	.1	71.0
		10428	1	.0	71.1
		10431	1	.0	71.1
		10440	5	.1	71.2
		10464	4	.1	71.3
		10469	1	.0	71.3
		10488	3	.1	71.4
		10536	1	.0	71.4
		10565	2	.0	71.5
		10572	11	.2	71.7
		10596	15	.3	72.0
		10608	11	.2	72.3
		10632	1	.0	72.3
		10652	6	.1	72.5
		10680	1	.0	72.5
		10701	4	.1	72.6
		10755	4	.1	72.7
		10764	2	.0	72.7
		10776	2	.0	72.8
		10800	11	.2	73.0

HH Income

Year First Service			Frequency	Percent	Valid Percent	Cumulative Percent
2008	Valid	10805	6	.1	.1	73.1
		10830	5	.1	.1	73.3
		10836	2	.0	.0	73.3
		10848	2	.0	.0	73.3
		10860	3	.1	.1	73.4
		10920	11	.2	.2	73.7
		10926	2	.0	.0	73.7
		10984	2	.0	.0	73.8
		10992	4	.1	.1	73.8
		11000	3	.1	.1	73.9
		11006	1	.0	.0	73.9
		11016	4	.1	.1	74.0
		11028	1	.0	.0	74.0
		11052	1	.0	.0	74.1
		11058	1	.0	.0	74.1
		11088	1	.0	.0	74.1
		11111	1	.0	.0	74.1
		11118	2	.0	.0	74.2
		11124	5	.1	.1	74.3
		11136	8	.2	.2	74.5
		11137	14	.3	.3	74.8
		11155	1	.0	.0	74.8
		11180	5	.1	.1	74.9
		11238	1	.0	.0	75.0
		11244	3	.1	.1	75.0
		11268	6	.1	.1	75.2
		11277	7	.2	.2	75.3
		11286	2	.0	.0	75.4
		11309	1	.0	.0	75.4
		11312	2	.0	.0	75.4
		11388	2	.0	.0	75.5
		11400	4	.1	.1	75.6
		11448	4	.1	.1	75.7
		11464	3	.1	.1	75.7
		11520	1	.0	.0	75.7
		11556	1	.0	.0	75.8
		11587	3	.1	.1	75.8
		11604	1	.0	.0	75.9
		11616	9	.2	.2	76.1
		11628	5	.1	.1	76.2
		11640	1	.0	.0	76.2
		11652	1	.0	.0	76.2
		11683	4	.1	.1	76.3
		11688	11	.2	.2	76.6
		11716	1	.0	.0	76.6
		11724	6	.1	.1	76.7
		11736	8	.2	.2	76.9
		11741	6	.1	.1	77.0
		11785	5	.1	.1	77.2
		11820	6	.1	.1	77.3
		11856	1	.0	.0	77.3

HH Income

Year First Service		Frequency	Percent	Valid Percent	Cumulative Percent
2008	Valid	11892	4	.1	77.4
		11911	8	.2	77.6
		11945	2	.0	77.6
		11948	1	.0	77.7
		12000	20	.5	78.1
		12024	4	.1	78.2
		12042	2	.0	78.2
		12048	1	.0	78.3
		12060	7	.2	78.4
		12120	1	.0	78.5
		12144	2	.0	78.5
		12203	1	.0	78.5
		12240	7	.2	78.7
		12286	9	.2	78.9
		12340	3	.1	79.0
		12360	1	.0	79.0
		12450	1	.0	79.0
		12480	1	.0	79.0
		12500	3	.1	79.1
		12513	3	.1	79.2
		12540	1	.0	79.2
		12612	4	.1	79.3
		12624	1	.0	79.3
		12632	1	.0	79.3
		12671	4	.1	79.4
		12696	2	.0	79.5
		12725	1	.0	79.5
		12732	9	.2	79.7
		12740	1	.0	79.7
		12744	2	.0	79.7
		12816	1	.0	79.8
		12860	1	.0	79.8
		12868	1	.0	79.8
		12912	3	.1	79.9
		12924	4	.1	80.0
		12965	4	.1	80.1
		12972	2	.0	80.1
		13008	2	.0	80.2
		13075	9	.2	80.4
		13188	2	.0	80.4
		13200	6	.1	80.5
		13216	3	.1	80.6
		13260	4	.1	80.7
		13293	1	.0	80.7
		13320	4	.1	80.8
		13377	1	.0	80.8
		13393	4	.1	80.9
		13416	2	.0	81.0
		13452	3	.1	81.0
		13476	11	.2	81.3
		13512	15	.3	81.6

HH Income

Year First Service		Frequency	Percent	Valid Percent	Cumulative Percent	
2008	Valid	13536	8	.2	.2	81.8
		13548	2	.0	.0	81.9
		13553	3	.1	.1	81.9
		13587	5	.1	.1	82.0
		13623	1	.0	.0	82.1
		13639	3	.1	.1	82.1
		13656	1	.0	.0	82.2
		13668	1	.0	.0	82.2
		13676	5	.1	.1	82.3
		13692	2	.0	.0	82.3
		13696	2	.0	.0	82.4
		13777	3	.1	.1	82.4
		13800	2	.0	.0	82.5
		13825	1	.0	.0	82.5
		13836	8	.2	.2	82.7
		13900	1	.0	.0	82.7
		13968	3	.1	.1	82.8
		13992	2	.0	.0	82.8
		14000	7	.2	.2	83.0
		14007	3	.1	.1	83.1
		14088	4	.1	.1	83.2
		14248	3	.1	.1	83.2
		14285	1	.0	.0	83.2
		14292	1	.0	.0	83.3
		14300	2	.0	.0	83.3
		14313	3	.1	.1	83.4
		14352	4	.1	.1	83.5
		14393	1	.0	.0	83.5
		14400	15	.3	.3	83.8
		14404	3	.1	.1	83.9
		14460	2	.0	.0	83.9
		14484	3	.1	.1	84.0
		14532	1	.0	.0	84.0
		14568	1	.0	.0	84.1
		14580	1	.0	.0	84.1
		14592	8	.2	.2	84.3
		14654	1	.0	.0	84.3
		14794	6	.1	.1	84.4
		14832	2	.0	.0	84.5
		14908	7	.2	.2	84.6
		15000	11	.2	.2	84.9
		15057	1	.0	.0	84.9
		15074	1	.0	.0	84.9
		15089	2	.0	.0	85.0
		15132	3	.1	.1	85.0
		15204	5	.1	.1	85.1
		15208	3	.1	.1	85.2
		15272	1	.0	.0	85.2
		15286	1	.0	.0	85.3
		15288	5	.1	.1	85.4
		15291	1	.0	.0	85.4

HH Income

Year First Service		Frequency	Percent	Valid Percent	Cumulative Percent	
2008	Valid	15360	4	.1	.1	85.5
		15396	1	.0	.0	85.5
		15424	1	.0	.0	85.5
		15442	4	.1	.1	85.6
		15598	1	.0	.0	85.6
		15600	14	.3	.3	86.0
		15700	7	.2	.2	86.1
		15720	2	.0	.0	86.2
		15828	5	.1	.1	86.3
		15840	3	.1	.1	86.4
		15843	7	.2	.2	86.5
		15930	3	.1	.1	86.6
		15963	2	.0	.0	86.6
		15964	1	.0	.0	86.6
		15984	1	.0	.0	86.7
		16000	2	.0	.0	86.7
		16069	1	.0	.0	86.7
		16087	10	.2	.2	87.0
		16152	1	.0	.0	87.0
		16188	6	.1	.1	87.1
		16212	1	.0	.0	87.1
		16373	2	.0	.0	87.2
		16536	1	.0	.0	87.2
		16639	6	.1	.1	87.4
		16644	1	.0	.0	87.4
		16712	1	.0	.0	87.4
		16737	1	.0	.0	87.4
		16788	14	.3	.3	87.7
		16818	1	.0	.0	87.8
		16824	4	.1	.1	87.9
		16836	3	.1	.1	87.9
		16848	6	.1	.1	88.1
		16899	3	.1	.1	88.1
		16900	2	.0	.0	88.2
		16910	1	.0	.0	88.2
		16912	1	.0	.0	88.2
		17004	2	.0	.0	88.3
		17158	2	.0	.0	88.3
		17200	3	.1	.1	88.4
		17220	1	.0	.0	88.4
		17289	1	.0	.0	88.4
		17424	2	.0	.0	88.5
		17438	2	.0	.0	88.5
		17448	2	.0	.0	88.6
		17472	2	.0	.0	88.6
		17507	2	.0	.0	88.6
		17676	3	.1	.1	88.7
		17751	1	.0	.0	88.7
		17784	1	.0	.0	88.8
		17794	2	.0	.0	88.8
		17845	1	.0	.0	88.8

HH Income

Year First Service		Frequency	Percent	Valid Percent	Cumulative Percent
2008	Valid	17940	2	.0	88.9
		18000	15	.3	89.2
		18027	1	.0	89.2
		18056	1	.0	89.3
		18072	2	.0	89.3
		18084	3	.1	89.4
		18199	1	.0	89.4
		18216	1	.0	89.4
		18282	3	.1	89.5
		18288	1	.0	89.5
		18599	2	.0	89.6
		18660	1	.0	89.6
		18739	2	.0	89.6
		18816	3	.1	89.7
		18876	4	.1	89.8
		19022	1	.0	89.8
		19104	1	.0	89.8
		19126	2	.0	89.9
		19200	6	.1	90.0
		19206	3	.1	90.1
		19303	1	.0	90.1
		19350	1	.0	90.1
		19447	4	.1	90.2
		19448	4	.1	90.3
		19502	1	.0	90.3
		19512	1	.0	90.3
		19524	1	.0	90.4
		19590	1	.0	90.4
		19642	2	.0	90.4
		19702	1	.0	90.5
		19800	2	.0	90.5
		20000	2	.0	90.6
		20006	1	.0	90.6
		20036	5	.1	90.7
		20124	1	.0	90.7
		20160	1	.0	90.7
		20280	3	.1	90.8
		20305	1	.0	90.8
		20402	1	.0	90.8
		20436	4	.1	90.9
		20560	2	.0	91.0
		20568	2	.0	91.0
		21094	3	.1	91.1
		21120	1	.0	91.1
		21136	5	.1	91.2
		21221	1	.0	91.3
		21282	1	.0	91.3
		21373	1	.0	91.3
		21477	2	.0	91.3
		21530	4	.1	91.4
		21600	5	.1	91.6

HH Income

Year First Service		Frequency	Percent	Valid Percent	Cumulative Percent	
2008	Valid	21607	3	.1	.1	91.6
		21621	10	.2	.2	91.8
		21660	1	.0	.0	91.9
		21744	4	.1	.1	92.0
		21819	1	.0	.0	92.0
		22027	1	.0	.0	92.0
		22100	1	.0	.0	92.0
		22228	13	.3	.3	92.3
		22271	2	.0	.0	92.4
		22286	7	.2	.2	92.5
		22377	1	.0	.0	92.6
		22411	6	.1	.1	92.7
		22440	4	.1	.1	92.8
		22500	4	.1	.1	92.9
		22560	1	.0	.0	92.9
		22564	1	.0	.0	92.9
		22597	4	.1	.1	93.0
		22764	2	.0	.0	93.1
		22879	4	.1	.1	93.1
		22945	2	.0	.0	93.2
		22968	2	.0	.0	93.2
		23000	1	.0	.0	93.3
		23040	1	.0	.0	93.3
		23088	4	.1	.1	93.4
		23160	3	.1	.1	93.4
		23386	4	.1	.1	93.5
		23398	1	.0	.0	93.6
		23444	3	.1	.1	93.6
		23504	3	.1	.1	93.7
		23659	7	.2	.2	93.8
		24000	6	.1	.1	94.0
		24102	6	.1	.1	94.1
		24148	1	.0	.0	94.1
		24156	4	.1	.1	94.2
		24408	1	.0	.0	94.3
		24429	5	.1	.1	94.4
		24550	5	.1	.1	94.5
		24598	2	.0	.0	94.5
		24643	1	.0	.0	94.6
		24768	1	.0	.0	94.6
		25212	2	.0	.0	94.6
		25322	1	.0	.0	94.6
		25783	1	.0	.0	94.7
		25824	8	.2	.2	94.8
		26100	1	.0	.0	94.9
		26538	2	.0	.0	94.9
		26550	1	.0	.0	94.9
		26995	1	.0	.0	95.0
		27075	1	.0	.0	95.0
		27216	2	.0	.0	95.0
		27391	1	.0	.0	95.0

HH Income

Year First Service		Frequency	Percent	Valid Percent	Cumulative Percent	
2008	Valid	27395	2	.0	.0	95.1
		27450	1	.0	.0	95.1
		27502	3	.1	.1	95.2
		27724	6	.1	.1	95.3
		28182	1	.0	.0	95.3
		28212	2	.0	.0	95.4
		28234	1	.0	.0	95.4
		28485	3	.1	.1	95.5
		28488	1	.0	.0	95.5
		28800	1	.0	.0	95.5
		29000	1	.0	.0	95.5
		29133	2	.0	.0	95.6
		29419	2	.0	.0	95.6
		29520	3	.1	.1	95.7
		29665	3	.1	.1	95.8
		30000	15	.3	.3	96.1
		30076	3	.1	.1	96.2
		30274	5	.1	.1	96.3
		30588	1	.0	.0	96.3
		30924	3	.1	.1	96.4
		30934	2	.0	.0	96.4
		30960	2	.0	.0	96.5
		31687	4	.1	.1	96.6
		31765	2	.0	.0	96.6
		31776	2	.0	.0	96.7
		32059	7	.2	.2	96.8
		32181	2	.0	.0	96.9
		32906	6	.1	.1	97.0
		33194	2	.0	.0	97.0
		33498	1	.0	.0	97.1
		33688	2	.0	.0	97.1
		33974	2	.0	.0	97.2
		34200	6	.1	.1	97.3
		34314	3	.1	.1	97.4
		34913	1	.0	.0	97.4
		34999	1	.0	.0	97.4
		35571	1	.0	.0	97.4
		36000	11	.2	.2	97.7
		36048	3	.1	.1	97.8
		36429	1	.0	.0	97.8
		37003	2	.0	.0	97.8
		37218	2	.0	.0	97.9
		38229	1	.0	.0	97.9
		39228	1	.0	.0	97.9
		39456	4	.1	.1	98.0
		40000	9	.2	.2	98.2
		40224	1	.0	.0	98.2
		40226	4	.1	.1	98.3
		40800	3	.1	.1	98.4
		41355	3	.1	.1	98.5
		41555	2	.0	.0	98.5

HH Income

Year First Service			Frequency	Percent	Valid Percent	Cumulative Percent
2008	Valid	42000	1	.0	.0	98.5
		43539	3	.1	.1	98.6
		44547	2	.0	.0	98.6
		46256	3	.1	.1	98.7
		46800	7	.2	.2	98.9
		47000	1	.0	.0	98.9
		48000	2	.0	.0	98.9
		50000	3	.1	.1	99.0
		50463	3	.1	.1	99.1
		50839	2	.0	.0	99.1
		55608	3	.1	.1	99.2
		56052	1	.0	.0	99.2
		58391	5	.1	.1	99.3
		61812	1	.0	.0	99.3
		75000	1	.0	.0	99.4
		77777	1	.0	.0	99.4
		78316	2	.0	.0	99.4
		79029	4	.1	.1	99.5
		80564	3	.1	.1	99.6
		99999	12	.3	.3	99.9
108000	1	.0	.0	99.9		
150000	5	.1	.1	100.0		
	Total	4404	99.4	100.0		
	Missing System	28	.6			
	Total	4432	100.0			

HH Income

Year First Service		Frequency	Percent	Valid Percent	Cumulative Percent	
2009	Valid	0	1602	37.3	37.9	37.9
		1	74	1.7	1.7	39.6
		2	1	.0	.0	39.6
		12	1	.0	.0	39.7
		100	5	.1	.1	39.8
		251	1	.0	.0	39.8
		345	1	.0	.0	39.8
		370	1	.0	.0	39.9
		480	1	.0	.0	39.9
		500	1	.0	.0	39.9
		563	1	.0	.0	39.9
		600	13	.3	.3	40.2
		639	9	.2	.2	40.4
		666	2	.0	.0	40.5
		673	3	.1	.1	40.6
		674	4	.1	.1	40.7
		700	5	.1	.1	40.8
		703	1	.0	.0	40.8
		747	4	.1	.1	40.9
		864	1	.0	.0	40.9
		903	2	.0	.0	41.0
		1000	3	.1	.1	41.0
		1044	1	.0	.0	41.1
		1051	1	.0	.0	41.1
		1100	1	.0	.0	41.1
		1200	24	.6	.6	41.7
		1320	1	.0	.0	41.7
		1488	1	.0	.0	41.7
		1651	2	.0	.0	41.8
		1664	5	.1	.1	41.9
		1710	3	.1	.1	42.0
		1800	1	.0	.0	42.0
		1903	1	.0	.0	42.0
		2000	5	.1	.1	42.1
		2160	2	.0	.0	42.2
		2293	2	.0	.0	42.2
		2381	4	.1	.1	42.3
		2400	106	2.5	2.5	44.8
		2424	1	.0	.0	44.8
		2469	2	.0	.0	44.9
		2480	2	.0	.0	44.9
		2520	6	.1	.1	45.1
		2547	2	.0	.0	45.1
		2550	1	.0	.0	45.2
		2556	6	.1	.1	45.3
		2570	2	.0	.0	45.3
		2599	2	.0	.0	45.4
		2619	7	.2	.2	45.6
		2728	1	.0	.0	45.6
		2748	1	.0	.0	45.6
		2760	16	.4	.4	46.0

HH Income

Year First Service		Frequency	Percent	Valid Percent	Cumulative Percent
2009	Valid	2772	1	.0	46.0
		2808	3	.1	46.1
		3000	11	.3	46.3
		3150	2	.0	46.4
		3156	1	.0	46.4
		3306	1	.0	46.4
		3348	2	.0	46.5
		3360	1	.0	46.5
		3480	4	.1	46.6
		3500	2	.0	46.6
		3576	3	.1	46.7
		3600	14	.3	47.0
		3720	2	.0	47.1
		3830	2	.0	47.1
		3879	1	.0	47.2
		3900	6	.1	47.3
		3924	1	.0	47.3
		3972	1	.0	47.4
		3977	1	.0	47.4
		4072	1	.0	47.4
		4157	1	.0	47.4
		4159	1	.0	47.4
		4164	1	.0	47.5
		4200	2	.0	47.5
		4227	2	.0	47.6
		4260	2	.0	47.6
		4281	2	.0	47.7
		4332	58	1.4	49.0
		4335	5	.1	49.1
		4368	4	.1	49.2
		4399	5	.1	49.4
		4430	4	.1	49.5
		4531	2	.0	49.5
		4584	5	.1	49.6
		4596	1	.0	49.6
		4632	1	.0	49.7
		4716	5	.1	49.8
		4731	1	.0	49.8
		4800	21	.5	50.3
		4872	1	.0	50.3
		5000	9	.2	50.5
		5040	1	.0	50.6
		5050	1	.0	50.6
		5076	3	.1	50.7
		5130	1	.0	50.7
		5160	2	.0	50.7
		5183	2	.0	50.8
		5184	6	.1	50.9
		5208	1	.0	50.9
		5256	5	.1	51.1
		5266	2	.0	51.1

HH Income

Year First Service		Frequency	Percent	Valid Percent	Cumulative Percent
2009	Valid	5303	2	.0	51.2
		5392	16	.4	51.5
		5400	8	.2	51.7
		5408	3	.1	51.8
		5456	9	.2	52.0
		5520	1	.0	52.0
		5532	2	.0	52.1
		5544	1	.0	52.1
		5640	1	.0	52.1
		5662	1	.0	52.2
		5700	16	.4	52.5
		5748	1	.0	52.6
		5796	1	.0	52.6
		5880	3	.1	52.6
		5979	4	.1	52.7
		6000	21	.5	53.2
		6096	3	.1	53.3
		6144	7	.2	53.5
		6148	1	.0	53.5
		6151	1	.0	53.5
		6180	1	.0	53.5
		6234	1	.0	53.6
		6240	13	.3	53.9
		6285	4	.1	54.0
		6324	8	.2	54.2
		6360	2	.0	54.2
		6396	1	.0	54.2
		6423	7	.2	54.4
		6480	6	.1	54.5
		6487	1	.0	54.6
		6504	1	.0	54.6
		6549	2	.0	54.6
		6564	1	.0	54.7
		6600	9	.2	54.9
		6672	6	.1	55.0
		6684	1	.0	55.0
		6715	9	.2	55.2
		6768	2	.0	55.3
		6800	3	.1	55.4
		6816	3	.1	55.4
		6840	1	.0	55.5
		6864	1	.0	55.5
		6876	1	.0	55.5
		6948	12	.3	55.8
		6960	1	.0	55.8
		6968	2	.0	55.9
		7000	16	.4	56.2
		7003	2	.0	56.3
		7008	4	.1	56.4
		7029	2	.0	56.4
		7044	2	.0	56.5

HH Income

Year First Service		Frequency	Percent	Valid Percent	Cumulative Percent	
2009	Valid	7059	6	.1	.1	56.6
		7068	1	.0	.0	56.6
		7071	3	.1	.1	56.7
		7116	1	.0	.0	56.7
		7117	1	.0	.0	56.8
		7152	1	.0	.0	56.8
		7200	27	.6	.6	57.4
		7219	6	.1	.1	57.6
		7236	13	.3	.3	57.9
		7240	3	.1	.1	57.9
		7260	1	.0	.0	58.0
		7263	3	.1	.1	58.0
		7272	3	.1	.1	58.1
		7284	10	.2	.2	58.3
		7344	1	.0	.0	58.4
		7362	2	.0	.0	58.4
		7368	1	.0	.0	58.4
		7404	1	.0	.0	58.5
		7416	5	.1	.1	58.6
		7436	1	.0	.0	58.6
		7440	1	.0	.0	58.6
		7476	4	.1	.1	58.7
		7484	1	.0	.0	58.7
		7488	2	.0	.0	58.8
		7500	8	.2	.2	59.0
		7527	3	.1	.1	59.1
		7536	1	.0	.0	59.1
		7548	1	.0	.0	59.1
		7624	1	.0	.0	59.1
		7644	5	.1	.1	59.2
		7776	2	.0	.0	59.3
		7782	8	.2	.2	59.5
		7812	1	.0	.0	59.5
		7836	1	.0	.0	59.5
		7869	1	.0	.0	59.6
		7872	1	.0	.0	59.6
		7875	3	.1	.1	59.6
		7884	3	.1	.1	59.7
		7896	2	.0	.0	59.8
		7903	9	.2	.2	60.0
		7907	4	.1	.1	60.1
		7944	1	.0	.0	60.1
		8000	4	.1	.1	60.2
		8016	8	.2	.2	60.4
		8042	1	.0	.0	60.4
		8077	1	.0	.0	60.4
		8082	6	.1	.1	60.6
		8088	119	2.8	2.8	63.4
		8100	6	.1	.1	63.5
		8110	6	.1	.1	63.7
		8160	3	.1	.1	63.7

HH Income

Year First Service		Frequency	Percent	Valid Percent	Cumulative Percent
2009	Valid	8164	2	.0	63.8
		8172	1	.0	63.8
		8208	1	.0	63.8
		8230	1	.0	63.9
		8244	10	.2	64.1
		8245	1	.0	64.1
		8268	3	.1	64.2
		8291	1	.0	64.2
		8294	3	.1	64.3
		8304	5	.1	64.4
		8313	2	.0	64.4
		8316	2	.0	64.5
		8328	22	.5	65.0
		8340	7	.2	65.2
		8350	4	.1	65.3
		8352	4	.1	65.4
		8376	2	.0	65.4
		8388	11	.3	65.7
		8400	4	.1	65.8
		8412	10	.2	66.0
		8495	1	.0	66.0
		8496	3	.1	66.1
		8524	2	.0	66.1
		8532	3	.1	66.2
		8565	2	.0	66.3
		8580	1	.0	66.3
		8595	1	.0	66.3
		8608	1	.0	66.3
		8640	2	.0	66.4
		8664	2	.0	66.4
		8744	1	.0	66.5
		8772	6	.1	66.6
		8774	2	.0	66.6
		8782	9	.2	66.9
		8856	1	.0	66.9
		8858	9	.2	67.1
		8868	2	.0	67.1
		8904	2	.0	67.2
		8950	1	.0	67.2
		8954	9	.2	67.4
		8964	1	.0	67.4
		8978	2	.0	67.5
		8985	1	.0	67.5
		9000	3	.1	67.6
		9001	5	.1	67.7
		9014	1	.0	67.7
		9048	2	.0	67.8
		9148	2	.0	67.8
		9156	6	.1	68.0
		9180	1	.0	68.0
		9192	1	.0	68.0

HH Income

Year First Service		Frequency	Percent	Valid Percent	Cumulative Percent
2009	Valid	9205	1	.0	68.0
		9228	6	.1	68.2
		9295	7	.2	68.3
		9324	7	.2	68.5
		9327	1	.0	68.5
		9348	1	.0	68.6
		9352	1	.0	68.6
		9372	1	.0	68.6
		9384	1	.0	68.6
		9444	6	.1	68.8
		9480	2	.0	68.8
		9516	5	.1	68.9
		9552	5	.1	69.1
		9600	19	.4	69.5
		9624	1	.0	69.5
		9660	1	.0	69.6
		9720	2	.0	69.6
		9727	1	.0	69.6
		9732	8	.2	69.8
		9756	1	.0	69.8
		9852	1	.0	69.9
		9879	3	.1	69.9
		9892	1	.0	70.0
		9900	1	.0	70.0
		9912	1	.0	70.0
		9924	3	.1	70.1
		9960	1	.0	70.1
		9967	7	.2	70.3
		9992	5	.1	70.4
		9998	7	.2	70.5
		10000	13	.3	70.9
		10008	1	.0	70.9
		10016	1	.0	70.9
		10020	4	.1	71.0
		10021	1	.0	71.0
		10051	5	.1	71.1
		10056	2	.0	71.2
		10080	8	.2	71.4
		10116	2	.0	71.4
		10144	2	.0	71.5
		10151	2	.0	71.5
		10152	4	.1	71.6
		10176	4	.1	71.7
		10200	3	.1	71.8
		10212	2	.0	71.8
		10272	2	.0	71.9
		10298	1	.0	71.9
		10326	3	.1	72.0
		10336	2	.0	72.0
		10356	1	.0	72.0
		10392	1	.0	72.1

HH Income

Year First Service		Frequency	Percent	Valid Percent	Cumulative Percent
2009	Valid	10399	5	.1	72.2
		10416	3	.1	72.2
		10442	1	.0	72.3
		10464	2	.0	72.3
		10488	1	.0	72.3
		10530	5	.1	72.5
		10560	1	.0	72.5
		10565	3	.1	72.6
		10572	4	.1	72.6
		10584	1	.0	72.7
		10596	1	.0	72.7
		10608	3	.1	72.8
		10632	6	.1	72.9
		10663	1	.0	72.9
		10701	6	.1	73.1
		10764	7	.2	73.2
		10788	4	.1	73.3
		10800	19	.4	73.8
		10805	1	.0	73.8
		10830	6	.1	73.9
		10836	6	.1	74.1
		10860	2	.0	74.1
		10902	7	.2	74.3
		10920	2	.0	74.3
		10926	1	.0	74.4
		10928	3	.1	74.4
		10971	3	.1	74.5
		10984	4	.1	74.6
		10992	7	.2	74.8
		11016	7	.2	74.9
		11040	1	.0	75.0
		11058	2	.0	75.0
		11088	3	.1	75.1
		11099	2	.0	75.1
		11111	1	.0	75.2
		11118	3	.1	75.2
		11136	7	.2	75.4
		11137	3	.1	75.5
		11172	1	.0	75.5
		11180	4	.1	75.6
		11193	2	.0	75.6
		11196	2	.0	75.7
		11244	2	.0	75.7
		11277	2	.0	75.8
		11293	2	.0	75.8
		11304	1	.0	75.8
		11309	4	.1	75.9
		11312	1	.0	76.0
		11352	8	.2	76.1
		11388	1	.0	76.2
		11462	2	.0	76.2

HH Income

Year First Service			Frequency	Percent	Valid Percent	Cumulative Percent
2009	Valid	11556	2	.0	.0	76.3
		11587	1	.0	.0	76.3
		11648	5	.1	.1	76.4
		11683	5	.1	.1	76.5
		11688	2	.0	.0	76.6
		11699	2	.0	.0	76.6
		11716	6	.1	.1	76.8
		11732	4	.1	.1	76.9
		11736	6	.1	.1	77.0
		11804	1	.0	.0	77.0
		11808	1	.0	.0	77.0
		11820	2	.0	.0	77.1
		11854	5	.1	.1	77.2
		11856	3	.1	.1	77.3
		11874	1	.0	.0	77.3
		11892	4	.1	.1	77.4
		11916	2	.0	.0	77.4
		11934	2	.0	.0	77.5
		11945	2	.0	.0	77.5
		11948	5	.1	.1	77.7
		12000	25	.6	.6	78.3
		12024	1	.0	.0	78.3
		12042	1	.0	.0	78.3
		12048	1	.0	.0	78.3
		12060	1	.0	.0	78.3
		12096	2	.0	.0	78.4
		12120	3	.1	.1	78.5
		12132	10	.2	.2	78.7
		12144	1	.0	.0	78.7
		12168	1	.0	.0	78.7
		12203	1	.0	.0	78.8
		12266	2	.0	.0	78.8
		12282	5	.1	.1	78.9
		12300	1	.0	.0	79.0
		12312	3	.1	.1	79.0
		12340	1	.0	.0	79.1
		12387	1	.0	.0	79.1
		12396	3	.1	.1	79.1
		12480	10	.2	.2	79.4
		12500	1	.0	.0	79.4
		12513	1	.0	.0	79.4
		12540	1	.0	.0	79.5
		12564	1	.0	.0	79.5
		12632	10	.2	.2	79.7
		12648	12	.3	.3	80.0
		12654	1	.0	.0	80.0
		12671	1	.0	.0	80.0
		12696	2	.0	.0	80.1
		12732	2	.0	.0	80.1
		12740	5	.1	.1	80.3
		12816	1	.0	.0	80.3

HH Income

Year First Service		Frequency	Percent	Valid Percent	Cumulative Percent
2009	Valid	12831	1	.0	80.3
		12868	1	.0	80.3
		12912	1	.0	80.4
		12924	2	.0	80.4
		12965	2	.0	80.4
		12972	1	.0	80.5
		12999	1	.0	80.5
		13075	7	.2	80.7
		13092	6	.1	80.8
		13140	7	.2	81.0
		13143	2	.0	81.0
		13188	2	.0	81.1
		13200	1	.0	81.1
		13216	1	.0	81.1
		13260	6	.1	81.3
		13320	6	.1	81.4
		13377	1	.0	81.4
		13392	5	.1	81.5
		13393	6	.1	81.7
		13407	3	.1	81.7
		13416	1	.0	81.8
		13418	1	.0	81.8
		13452	4	.1	81.9
		13458	2	.0	81.9
		13476	2	.0	82.0
		13492	2	.0	82.0
		13512	4	.1	82.1
		13519	5	.1	82.2
		13548	2	.0	82.3
		13587	3	.1	82.4
		13623	1	.0	82.4
		13639	4	.1	82.5
		13668	3	.1	82.6
		13676	4	.1	82.6
		13777	3	.1	82.7
		13800	3	.1	82.8
		13824	3	.1	82.9
		13836	1	.0	82.9
		13900	1	.0	82.9
		13904	6	.1	83.0
		14000	1	.0	83.1
		14007	6	.1	83.2
		14039	1	.0	83.2
		14040	5	.1	83.4
		14088	9	.2	83.6
		14106	3	.1	83.6
		14181	1	.0	83.7
		14300	2	.0	83.7
		14309	1	.0	83.7
		14393	1	.0	83.8
		14398	2	.0	83.8

HH Income

Year First Service		Frequency	Percent	Valid Percent	Cumulative Percent
2009	Valid	14400	23	.5	84.3
		14404	2	.0	84.4
		14484	2	.0	84.4
		14580	1	.0	84.5
		14609	2	.0	84.5
		14624	1	.0	84.5
		14634	1	.0	84.6
		14657	1	.0	84.6
		14724	5	.1	84.7
		14770	1	.0	84.7
		14794	3	.1	84.8
		14944	1	.0	84.8
		15000	13	.3	85.1
		15014	5	.1	85.2
		15053	3	.1	85.3
		15074	1	.0	85.3
		15096	1	.0	85.4
		15132	2	.0	85.4
		15152	2	.0	85.5
		15180	2	.0	85.5
		15204	2	.0	85.6
		15208	2	.0	85.6
		15272	4	.1	85.7
		15280	1	.0	85.7
		15284	1	.0	85.7
		15288	9	.2	86.0
		15336	2	.0	86.0
		15442	1	.0	86.0
		15546	1	.0	86.1
		15598	3	.1	86.1
		15600	15	.3	86.5
		15612	1	.0	86.5
		15672	5	.1	86.6
		15700	2	.0	86.7
		15828	2	.0	86.7
		15840	5	.1	86.8
		15870	3	.1	86.9
		15930	1	.0	86.9
		15963	2	.0	87.0
		15964	5	.1	87.1
		15984	1	.0	87.1
		16000	3	.1	87.2
		16068	4	.1	87.3
		16087	1	.0	87.3
		16092	1	.0	87.3
		16164	2	.0	87.4
		16188	3	.1	87.4
		16212	1	.0	87.5
		16275	5	.1	87.6
		16392	3	.1	87.7
		16524	5	.1	87.8

HH Income

Year First Service		Frequency	Percent	Valid Percent	Cumulative Percent
2009	Valid	16536	2	.0	87.8
		16689	5	.1	87.9
		16692	2	.0	88.0
		16730	1	.0	88.0
		16737	1	.0	88.0
		16800	3	.1	88.1
		16818	5	.1	88.2
		16848	3	.1	88.3
		16899	1	.0	88.3
		16910	1	.0	88.3
		16912	1	.0	88.4
		16924	1	.0	88.4
		16971	5	.1	88.5
		17000	3	.1	88.6
		17004	2	.0	88.6
		17200	1	.0	88.7
		17220	7	.2	88.8
		17297	2	.0	88.9
		17311	2	.0	88.9
		17364	1	.0	88.9
		17424	1	.0	89.0
		17448	3	.1	89.0
		17507	1	.0	89.1
		17515	2	.0	89.1
		17568	1	.0	89.1
		17575	3	.1	89.2
		17762	1	.0	89.2
		17784	2	.0	89.3
		17936	2	.0	89.3
		17940	1	.0	89.3
		17952	6	.1	89.5
		17991	1	.0	89.5
		18000	25	.6	90.1
		18027	7	.2	90.3
		18049	3	.1	90.3
		18056	1	.0	90.4
		18077	3	.1	90.4
		18084	1	.0	90.4
		18105	2	.0	90.5
		18106	1	.0	90.5
		18113	2	.0	90.6
		18132	1	.0	90.6
		18159	2	.0	90.6
		18199	1	.0	90.7
		18216	9	.2	90.9
		18288	2	.0	90.9
		18297	1	.0	90.9
		18364	1	.0	91.0
		18401	1	.0	91.0
		18453	6	.1	91.1
		18739	3	.1	91.2

HH Income

Year First Service		Frequency	Percent	Valid Percent	Cumulative Percent
2009	Valid	18771	2	.0	91.3
		18796	5	.1	91.4
		18816	1	.0	91.4
		19004	1	.0	91.4
		19008	1	.0	91.4
		19048	3	.1	91.5
		19104	1	.0	91.5
		19123	1	.0	91.6
		19126	7	.2	91.7
		19200	6	.1	91.9
		19206	3	.1	91.9
		19350	1	.0	92.0
		19404	2	.0	92.0
		19440	1	.0	92.0
		19447	1	.0	92.1
		19512	6	.1	92.2
		19618	2	.0	92.2
		19642	2	.0	92.3
		19730	6	.1	92.4
		19800	4	.1	92.5
		19832	1	.0	92.6
		20000	4	.1	92.6
		20036	2	.0	92.7
		20080	5	.1	92.8
		20085	2	.0	92.9
		20160	2	.0	92.9
		20226	1	.0	92.9
		20257	1	.0	93.0
		20280	2	.0	93.0
		20305	1	.0	93.0
		20402	3	.1	93.1
		20560	1	.0	93.1
		20640	1	.0	93.1
		20798	1	.0	93.2
		20800	1	.0	93.2
		20830	4	.1	93.3
		21136	1	.0	93.3
		21276	2	.0	93.4
		21300	1	.0	93.4
		21340	5	.1	93.5
		21500	6	.1	93.6
		21600	2	.0	93.7
		21660	11	.3	93.9
		21692	2	.0	94.0
		21744	5	.1	94.1
		21864	4	.1	94.2
		22108	1	.0	94.2
		22200	2	.0	94.3
		22222	1	.0	94.3
		22271	2	.0	94.3
		22286	1	.0	94.4

HH Income

Year First Service		Frequency	Percent	Valid Percent	Cumulative Percent
2009	Valid	22353	5	.1	94.5
		22411	2	.0	94.5
		22412	5	.1	94.7
		22420	3	.1	94.7
		22471	1	.0	94.8
		22533	1	.0	94.8
		22597	1	.0	94.8
		22704	1	.0	94.8
		23000	1	.0	94.8
		23085	7	.2	95.0
		23112	1	.0	95.0
		23160	1	.0	95.1
		23386	1	.0	95.1
		23389	1	.0	95.1
		23398	1	.0	95.1
		23466	3	.1	95.2
		23868	2	.0	95.2
		24000	19	.4	95.7
		24102	1	.0	95.7
		24138	2	.0	95.8
		24429	1	.0	95.8
		24485	2	.0	95.8
		24696	2	.0	95.9
		24700	2	.0	95.9
		25322	1	.0	96.0
		25323	2	.0	96.0
		25400	3	.1	96.1
		25433	1	.0	96.1
		25508	2	.0	96.1
		25608	1	.0	96.2
		25824	1	.0	96.2
		25934	2	.0	96.2
		26100	4	.1	96.3
		26152	1	.0	96.4
		26242	1	.0	96.4
		26774	2	.0	96.4
		26775	2	.0	96.5
		26852	4	.1	96.6
		26902	4	.1	96.7
		27075	2	.0	96.7
		27240	6	.1	96.9
		27502	1	.0	96.9
		27656	2	.0	96.9
		27692	1	.0	97.0
		28070	1	.0	97.0
		28080	1	.0	97.0
		28392	3	.1	97.1
		28488	1	.0	97.1
		29376	4	.1	97.2
		29520	2	.0	97.2
		30000	3	.1	97.3

HH Income

Year First Service		Frequency	Percent	Valid Percent	Cumulative Percent
2009	Valid	30076	2	.0	97.4
		30588	1	.0	97.4
		30687	1	.0	97.4
		30924	1	.0	97.4
		30960	2	.0	97.5
		31687	1	.0	97.5
		31776	2	.0	97.5
		32059	1	.0	97.6
		32181	4	.1	97.7
		32420	3	.1	97.7
		32499	2	.0	97.8
		33056	1	.0	97.8
		33362	1	.0	97.8
		33498	1	.0	97.8
		34200	1	.0	97.9
		34617	1	.0	97.9
		34641	3	.1	98.0
		35000	2	.0	98.0
		36000	11	.3	98.3
		36048	2	.0	98.3
		36188	2	.0	98.4
		36429	2	.0	98.4
		38000	1	.0	98.4
		38229	1	.0	98.5
		38389	3	.1	98.5
		39167	1	.0	98.6
		39780	2	.0	98.6
		39999	2	.0	98.7
		40000	1	.0	98.7
		40224	3	.1	98.7
		40368	1	.0	98.8
		41099	1	.0	98.8
		41355	5	.1	98.9
		41538	1	.0	98.9
		41600	1	.0	99.0
		42000	1	.0	99.0
		43411	1	.0	99.0
		46256	1	.0	99.0
		46472	1	.0	99.1
		46547	6	.1	99.2
		47418	2	.0	99.2
		50839	1	.0	99.3
		55608	1	.0	99.3
		58391	2	.0	99.3
		60000	1	.0	99.4
		61542	1	.0	99.4
		61812	2	.0	99.4
		74100	2	.0	99.5
		75000	2	.0	99.5
		77777	1	.0	99.6
		86000	1	.0	99.6

HH Income

Year First Service			Frequency	Percent	Valid Percent	Cumulative Percent
2009	Valid	88888	1	.0	.0	99.6
		99999	8	.2	.2	99.8
		144000	1	.0	.0	99.8
		150000	2	.0	.0	99.9
		250000	2	.0	.0	99.9
		364000	4	.1	.1	100.0
	Total	4230	98.5	100.0		
Missing	System	63	1.5			
Total		4293	100.0			

HH Size

Year First Service			Frequency	Percent	Valid Percent	Cumulative Percent
2006	Valid	1	1	33.3	100.0	100.0
	Missing	System	2	66.7		
	Total		3	100.0		
2007	Valid	1	4760	77.8	78.7	78.7
		2	777	12.7	12.8	91.5
		3	234	3.8	3.9	95.4
		4	158	2.6	2.6	98.0
		5	74	1.2	1.2	99.2
		6	33	.5	.5	99.8
		7	13	.2	.2	100.0
		8	1	.0	.0	100.0
		Total		6050	98.9	100.0
	Missing	System	65	1.1		
Total		6115	100.0			
2008	Valid	1	3347	75.5	76.0	76.0
		2	627	14.1	14.2	90.2
		3	177	4.0	4.0	94.3
		4	109	2.5	2.5	96.7
		5	84	1.9	1.9	98.6
		6	38	.9	.9	99.5
		7	16	.4	.4	99.9
		8	2	.0	.0	99.9
		10	4	.1	.1	100.0
	Total		4404	99.4	100.0	
Missing	System	28	.6			
Total		4432	100.0			
2009	Valid	1	3147	73.3	74.4	74.4
		2	673	15.7	15.9	90.3
		3	175	4.1	4.1	94.4
		4	109	2.5	2.6	97.0
		5	65	1.5	1.5	98.6
		6	45	1.0	1.1	99.6
		7	11	.3	.3	99.9
		8	3	.1	.1	100.0
		10	2	.0	.0	100.0
	Total		4230	98.5	100.0	
Missing	System	63	1.5			
Total		4293	100.0			

Poverty Level

Year First Service			Frequency	Percent	Valid Percent	Cumulative Percent
2006	Valid	.60	1	33.3	100.0	100.0
	Missing	System	2	66.7		
	Total		3	100.0		

Poverty Level

Year First Service			Frequency	Percent	Valid Percent	Cumulative Percent
2007	Valid	.00	1778	29.1	31.4	31.4
		.02	2	.0	.0	31.4
		.05	3	.0	.1	31.5
		.06	17	.3	.3	31.8
		.07	5	.1	.1	31.9
		.08	14	.2	.2	32.1
		.09	6	.1	.1	32.2
		.10	4	.1	.1	32.3
		.11	14	.2	.2	32.5
		.12	3	.0	.1	32.6
		.13	5	.1	.1	32.7
		.14	1	.0	.0	32.7
		.15	3	.0	.1	32.8
		.16	27	.4	.5	33.2
		.17	3	.0	.1	33.3
		.18	12	.2	.2	33.5
		.19	2	.0	.0	33.5
		.20	7	.1	.1	33.7
		.21	9	.1	.2	33.8
		.22	79	1.3	1.4	35.2
		.23	19	.3	.3	35.5
		.24	13	.2	.2	35.8
		.25	9	.1	.2	35.9
		.26	12	.2	.2	36.1
		.27	1	.0	.0	36.2
		.28	17	.3	.3	36.5
		.29	17	.3	.3	36.8
		.30	19	.3	.3	37.1
		.31	7	.1	.1	37.2
		.32	5	.1	.1	37.3
		.33	18	.3	.3	37.6
		.34	9	.1	.2	37.8
		.35	20	.3	.4	38.1
		.36	7	.1	.1	38.3
		.37	14	.2	.2	38.5
		.38	3	.0	.1	38.6
		.39	14	.2	.2	38.8
		.40	41	.7	.7	39.5
		.41	12	.2	.2	39.7
		.42	16	.3	.3	40.0
		.43	3	.0	.1	40.1
		.44	52	.9	.9	41.0
		.45	18	.3	.3	41.3
		.46	27	.4	.5	41.8
		.47	33	.5	.6	42.4
		.48	9	.1	.2	42.5
		.49	15	.2	.3	42.8
		.50	48	.8	.8	43.6
		.51	17	.3	.3	43.9
		.52	10	.2	.2	44.1
		.53	9	.1	.2	44.3

Poverty Level

Year First Service	Frequency	Percent	Valid Percent	Cumulative Percent
2007 Valid .54	8	.1	.1	44.4
.55	59	1.0	1.0	45.5
.56	38	.6	.7	46.1
.57	27	.4	.5	46.6
.58	45	.7	.8	47.4
.59	13	.2	.2	47.6
.60	17	.3	.3	47.9
.61	29	.5	.5	48.4
.62	7	.1	.1	48.6
.63	12	.2	.2	48.8
.64	13	.2	.2	49.0
.65	22	.4	.4	49.4
.66	47	.8	.8	50.2
.67	39	.6	.7	50.9
.68	18	.3	.3	51.2
.69	54	.9	1.0	52.2
.70	21	.3	.4	52.6
.71	46	.8	.8	53.4
.72	35	.6	.6	54.0
.73	42	.7	.7	54.7
.74	38	.6	.7	55.4
.75	163	2.7	2.9	58.3
.76	26	.4	.5	58.7
.77	137	2.2	2.4	61.2
.78	43	.7	.8	61.9
.79	10	.2	.2	62.1
.80	23	.4	.4	62.5
.81	51	.8	.9	63.4
.82	20	.3	.4	63.8
.83	32	.5	.6	64.3
.84	24	.4	.4	64.7
.85	31	.5	.5	65.3
.86	30	.5	.5	65.8
.87	21	.3	.4	66.2
.88	13	.2	.2	66.4
.89	35	.6	.6	67.0
.90	20	.3	.4	67.4
.91	31	.5	.5	67.9
.92	88	1.4	1.6	69.5
.93	24	.4	.4	69.9
.94	34	.6	.6	70.5
.95	28	.5	.5	71.0
.96	32	.5	.6	71.6
.97	28	.5	.5	72.1
.98	34	.6	.6	72.7
.99	11	.2	.2	72.9
1.00	26	.4	.5	73.3
1.01	24	.4	.4	73.7
1.02	26	.4	.5	74.2
1.03	26	.4	.5	74.7
1.04	14	.2	.2	74.9

Poverty Level

Year First Service		Frequency	Percent	Valid Percent	Cumulative Percent	
2007	Valid	1.05	12	.2	.2	75.1
		1.06	13	.2	.2	75.4
		1.07	20	.3	.4	75.7
		1.08	27	.4	.5	76.2
		1.09	23	.4	.4	76.6
		1.10	10	.2	.2	76.8
		1.11	43	.7	.8	77.5
		1.12	17	.3	.3	77.8
		1.13	2	.0	.0	77.9
		1.14	28	.5	.5	78.4
		1.15	24	.4	.4	78.8
		1.16	24	.4	.4	79.2
		1.17	29	.5	.5	79.7
		1.18	18	.3	.3	80.0
		1.19	5	.1	.1	80.1
		1.20	14	.2	.2	80.4
		1.21	2	.0	.0	80.4
		1.22	24	.4	.4	80.8
		1.23	21	.3	.4	81.2
		1.24	28	.5	.5	81.7
		1.25	2	.0	.0	81.7
		1.26	16	.3	.3	82.0
		1.27	8	.1	.1	82.2
		1.28	3	.0	.1	82.2
		1.29	15	.2	.3	82.5
		1.30	10	.2	.2	82.6
		1.31	12	.2	.2	82.9
		1.32	12	.2	.2	83.1
		1.33	27	.4	.5	83.5
		1.34	3	.0	.1	83.6
		1.35	15	.2	.3	83.9
		1.36	17	.3	.3	84.2
		1.37	7	.1	.1	84.3
		1.38	6	.1	.1	84.4
		1.39	22	.4	.4	84.8
		1.40	4	.1	.1	84.9
		1.41	12	.2	.2	85.1
		1.42	7	.1	.1	85.2
		1.43	11	.2	.2	85.4
		1.44	12	.2	.2	85.6
		1.45	13	.2	.2	85.8
		1.46	2	.0	.0	85.9
		1.47	13	.2	.2	86.1
		1.48	14	.2	.2	86.3
		1.49	26	.4	.5	86.8
		1.50	4	.1	.1	86.9
		1.51	4	.1	.1	86.9
		1.52	10	.2	.2	87.1
		1.53	1	.0	.0	87.1
		1.54	2	.0	.0	87.2
		1.55	8	.1	.1	87.3

Poverty Level

Year First Service	Frequency	Percent	Valid Percent	Cumulative Percent
2007 Valid 1.56	8	.1	.1	87.4
1.58	2	.0	.0	87.5
1.59	13	.2	.2	87.7
1.60	4	.1	.1	87.8
1.61	16	.3	.3	88.1
1.62	7	.1	.1	88.2
1.64	8	.1	.1	88.3
1.65	12	.2	.2	88.5
1.66	30	.5	.5	89.1
1.67	6	.1	.1	89.2
1.68	8	.1	.1	89.3
1.69	4	.1	.1	89.4
1.70	12	.2	.2	89.6
1.71	5	.1	.1	89.7
1.72	12	.2	.2	89.9
1.73	9	.1	.2	90.1
1.74	1	.0	.0	90.1
1.75	6	.1	.1	90.2
1.76	10	.2	.2	90.4
1.77	21	.3	.4	90.7
1.78	6	.1	.1	90.8
1.80	3	.0	.1	90.9
1.81	20	.3	.4	91.2
1.82	4	.1	.1	91.3
1.83	11	.2	.2	91.5
1.85	16	.3	.3	91.8
1.86	5	.1	.1	91.9
1.87	8	.1	.1	92.0
1.88	2	.0	.0	92.1
1.89	2	.0	.0	92.1
1.90	15	.2	.3	92.4
1.92	1	.0	.0	92.4
1.93	9	.1	.2	92.5
1.94	7	.1	.1	92.7
1.95	4	.1	.1	92.7
1.97	2	.0	.0	92.8
1.98	1	.0	.0	92.8
1.99	1	.0	.0	92.8
2.00	14	.2	.2	93.0
2.01	6	.1	.1	93.1
2.02	6	.1	.1	93.3
2.03	7	.1	.1	93.4
2.04	5	.1	.1	93.5
2.05	5	.1	.1	93.6
2.06	9	.1	.2	93.7
2.07	2	.0	.0	93.8
2.08	7	.1	.1	93.9
2.09	1	.0	.0	93.9
2.10	3	.0	.1	93.9
2.11	1	.0	.0	94.0
2.12	3	.0	.1	94.0

Poverty Level

Year First Service			Frequency	Percent	Valid Percent	Cumulative Percent
2007	Valid	2.13	1	.0	.0	94.0
		2.14	5	.1	.1	94.1
		2.15	2	.0	.0	94.2
		2.16	8	.1	.1	94.3
		2.17	1	.0	.0	94.3
		2.18	5	.1	.1	94.4
		2.19	5	.1	.1	94.5
		2.20	1	.0	.0	94.5
		2.21	2	.0	.0	94.5
		2.23	6	.1	.1	94.7
		2.26	6	.1	.1	94.8
		2.27	10	.2	.2	94.9
		2.28	7	.1	.1	95.1
		2.29	2	.0	.0	95.1
		2.31	9	.1	.2	95.3
		2.33	1	.0	.0	95.3
		2.34	2	.0	.0	95.3
		2.35	1	.0	.0	95.3
		2.36	4	.1	.1	95.4
		2.40	6	.1	.1	95.5
		2.41	2	.0	.0	95.5
		2.42	4	.1	.1	95.6
		2.44	7	.1	.1	95.7
		2.45	3	.0	.1	95.8
		2.46	3	.0	.1	95.8
		2.47	1	.0	.0	95.9
		2.49	9	.1	.2	96.0
		2.50	7	.1	.1	96.1
		2.51	1	.0	.0	96.2
		2.52	3	.0	.1	96.2
		2.53	13	.2	.2	96.4
		2.54	11	.2	.2	96.6
		2.55	3	.0	.1	96.7
		2.56	4	.1	.1	96.8
		2.61	10	.2	.2	96.9
		2.64	2	.0	.0	97.0
		2.69	1	.0	.0	97.0
		2.74	24	.4	.4	97.4
		2.77	4	.1	.1	97.5
		2.80	2	.0	.0	97.5
		2.84	4	.1	.1	97.6
		2.86	4	.1	.1	97.7
		2.88	7	.1	.1	97.8
		2.89	3	.0	.1	97.8
		2.92	1	.0	.0	97.8
		2.94	1	.0	.0	97.9
		2.95	3	.0	.1	97.9
		2.99	1	.0	.0	97.9
		3.01	3	.0	.1	98.0
		3.03	1	.0	.0	98.0
		3.04	5	.1	.1	98.1

Poverty Level

Year First Service			Frequency	Percent	Valid Percent	Cumulative Percent
2007	Valid	3.05	4	.1	.1	98.2
		3.06	1	.0	.0	98.2
		3.08	8	.1	.1	98.3
		3.09	2	.0	.0	98.4
		3.11	3	.0	.1	98.4
		3.12	1	.0	.0	98.4
		3.13	2	.0	.0	98.5
		3.17	1	.0	.0	98.5
		3.19	2	.0	.0	98.5
		3.26	2	.0	.0	98.6
		3.27	5	.1	.1	98.6
		3.31	2	.0	.0	98.7
		3.32	5	.1	.1	98.8
		3.36	1	.0	.0	98.8
		3.43	5	.1	.1	98.9
		3.46	2	.0	.0	98.9
		3.53	1	.0	.0	98.9
		3.57	7	.1	.1	99.0
		3.71	1	.0	.0	99.1
		3.75	3	.0	.1	99.1
		3.79	1	.0	.0	99.1
		3.82	4	.1	.1	99.2
		3.83	1	.0	.0	99.2
		3.84	3	.0	.1	99.3
		3.85	1	.0	.0	99.3
		4.05	1	.0	.0	99.3
		4.07	1	.0	.0	99.3
		4.11	1	.0	.0	99.3
		4.13	1	.0	.0	99.4
		4.16	3	.0	.1	99.4
		4.33	2	.0	.0	99.5
		4.52	1	.0	.0	99.5
		4.62	2	.0	.0	99.5
		4.79	3	.0	.1	99.6
		4.82	2	.0	.0	99.6
		4.90	1	.0	.0	99.6
		5.13	2	.0	.0	99.6
		5.34	2	.0	.0	99.7
		5.57	4	.1	.1	99.8
		7.18	3	.0	.1	99.8
		7.58	2	.0	.0	99.8
		7.69	1	.0	.0	99.9
		7.71	1	.0	.0	99.9
		9.23	2	.0	.0	99.9
		9.79	3	.0	.1	100.0
		11.08	1	.0	.0	100.0
		13.85	1	.0	.0	100.0
		Total	5664	92.6	100.0	
	Missing	System	451	7.4		
	Total		6115	100.0		

Poverty Level

Year First Service	Frequency	Percent	Valid Percent	Cumulative Percent
2008 Valid .00	1469	33.1	36.8	36.8
.01	4	.1	.1	36.9
.04	2	.0	.1	37.0
.05	1	.0	.0	37.0
.06	5	.1	.1	37.1
.07	1	.0	.0	37.1
.08	4	.1	.1	37.2
.09	6	.1	.2	37.4
.10	3	.1	.1	37.5
.11	10	.2	.3	37.7
.12	3	.1	.1	37.8
.13	10	.2	.3	38.0
.14	2	.0	.1	38.1
.16	25	.6	.6	38.7
.17	14	.3	.4	39.1
.18	5	.1	.1	39.2
.19	25	.6	.6	39.8
.20	4	.1	.1	39.9
.21	9	.2	.2	40.2
.22	106	2.4	2.7	42.8
.23	20	.5	.5	43.3
.24	13	.3	.3	43.6
.25	5	.1	.1	43.8
.26	8	.2	.2	44.0
.27	2	.0	.1	44.0
.28	12	.3	.3	44.3
.29	9	.2	.2	44.5
.30	17	.4	.4	45.0
.31	3	.1	.1	45.0
.33	23	.5	.6	45.6
.34	11	.2	.3	45.9
.35	15	.3	.4	46.3
.36	12	.3	.3	46.6
.37	8	.2	.2	46.8
.38	1	.0	.0	46.8
.39	12	.3	.3	47.1
.40	18	.4	.5	47.5
.41	6	.1	.2	47.7
.42	20	.5	.5	48.2
.43	4	.1	.1	48.3
.44	34	.8	.9	49.1
.45	10	.2	.3	49.4
.46	11	.2	.3	49.7
.47	12	.3	.3	50.0
.48	2	.0	.1	50.0
.49	1	.0	.0	50.1
.50	24	.5	.6	50.7
.51	5	.1	.1	50.8
.52	1	.0	.0	50.8
.53	5	.1	.1	50.9
.54	6	.1	.2	51.1

Poverty Level

Year First Service	Frequency	Percent	Valid Percent	Cumulative Percent
2008 Valid .55	30	.7	.8	51.8
.56	34	.8	.9	52.7
.57	10	.2	.3	52.9
.58	15	.3	.4	53.3
.59	24	.5	.6	53.9
.60	4	.1	.1	54.0
.61	16	.4	.4	54.4
.62	15	.3	.4	54.8
.63	19	.4	.5	55.3
.64	15	.3	.4	55.6
.65	14	.3	.4	56.0
.66	47	1.1	1.2	57.2
.67	24	.5	.6	57.8
.68	12	.3	.3	58.1
.69	24	.5	.6	58.7
.70	11	.2	.3	58.9
.71	41	.9	1.0	60.0
.72	17	.4	.4	60.4
.73	32	.7	.8	61.2
.74	16	.4	.4	61.6
.75	112	2.5	2.8	64.4
.76	27	.6	.7	65.1
.77	77	1.7	1.9	67.0
.78	29	.7	.7	67.7
.79	7	.2	.2	67.9
.80	14	.3	.4	68.3
.81	31	.7	.8	69.0
.82	23	.5	.6	69.6
.83	10	.2	.3	69.9
.84	17	.4	.4	70.3
.85	6	.1	.2	70.5
.86	7	.2	.2	70.6
.87	10	.2	.3	70.9
.88	25	.6	.6	71.5
.89	39	.9	1.0	72.5
.90	7	.2	.2	72.7
.91	14	.3	.4	73.0
.92	36	.8	.9	73.9
.93	7	.2	.2	74.1
.94	26	.6	.7	74.7
.95	19	.4	.5	75.2
.96	17	.4	.4	75.6
.97	11	.2	.3	75.9
.98	54	1.2	1.4	77.3
.99	9	.2	.2	77.5
1.00	17	.4	.4	77.9
1.01	19	.4	.5	78.4
1.02	22	.5	.6	78.9
1.03	18	.4	.5	79.4
1.04	19	.4	.5	79.9
1.05	5	.1	.1	80.0

Poverty Level

Year First Service	Frequency	Percent	Valid Percent	Cumulative Percent
2008 Valid 1.06	10	.2	.3	80.3
1.07	30	.7	.8	81.0
1.08	33	.7	.8	81.8
1.09	11	.2	.3	82.1
1.10	13	.3	.3	82.4
1.11	19	.4	.5	82.9
1.12	5	.1	.1	83.0
1.13	9	.2	.2	83.3
1.14	4	.1	.1	83.4
1.15	2	.0	.1	83.4
1.16	5	.1	.1	83.5
1.17	8	.2	.2	83.7
1.18	2	.0	.1	83.8
1.19	9	.2	.2	84.0
1.20	10	.2	.3	84.3
1.21	3	.1	.1	84.3
1.22	8	.2	.2	84.5
1.23	5	.1	.1	84.7
1.24	32	.7	.8	85.5
1.25	23	.5	.6	86.0
1.26	11	.2	.3	86.3
1.27	2	.0	.1	86.4
1.28	10	.2	.3	86.6
1.29	13	.3	.3	86.9
1.30	3	.1	.1	87.0
1.32	5	.1	.1	87.1
1.33	21	.5	.5	87.7
1.34	9	.2	.2	87.9
1.35	6	.1	.2	88.0
1.36	10	.2	.3	88.3
1.39	10	.2	.3	88.5
1.40	5	.1	.1	88.7
1.41	2	.0	.1	88.7
1.42	1	.0	.0	88.7
1.43	4	.1	.1	88.8
1.44	3	.1	.1	88.9
1.45	12	.3	.3	89.2
1.46	8	.2	.2	89.4
1.47	2	.0	.1	89.5
1.48	12	.3	.3	89.8
1.49	6	.1	.2	89.9
1.50	1	.0	.0	89.9
1.51	1	.0	.0	90.0
1.53	1	.0	.0	90.0
1.55	5	.1	.1	90.1
1.56	2	.0	.1	90.2
1.57	1	.0	.0	90.2
1.58	2	.0	.1	90.3
1.59	1	.0	.0	90.3
1.60	1	.0	.0	90.3
1.61	8	.2	.2	90.5

Poverty Level

Year First Service		Frequency	Percent	Valid Percent	Cumulative Percent	
2008	Valid	1.62	4	.1	.1	90.6
		1.63	3	.1	.1	90.7
		1.64	2	.0	.1	90.7
		1.65	6	.1	.2	90.9
		1.66	5	.1	.1	91.0
		1.68	2	.0	.1	91.1
		1.69	1	.0	.0	91.1
		1.71	2	.0	.1	91.1
		1.72	1	.0	.0	91.2
		1.74	7	.2	.2	91.3
		1.76	5	.1	.1	91.5
		1.77	5	.1	.1	91.6
		1.78	1	.0	.0	91.6
		1.79	1	.0	.0	91.6
		1.80	6	.1	.2	91.8
		1.81	3	.1	.1	91.9
		1.82	1	.0	.0	91.9
		1.83	3	.1	.1	92.0
		1.85	12	.3	.3	92.3
		1.86	1	.0	.0	92.3
		1.87	7	.2	.2	92.5
		1.88	1	.0	.0	92.5
		1.89	4	.1	.1	92.6
		1.90	4	.1	.1	92.7
		1.93	1	.0	.0	92.7
		1.94	2	.0	.1	92.8
		1.97	10	.2	.3	93.0
		1.98	2	.0	.1	93.1
		2.00	13	.3	.3	93.4
		2.01	4	.1	.1	93.5
		2.02	4	.1	.1	93.6
		2.03	4	.1	.1	93.7
		2.04	1	.0	.0	93.7
		2.05	13	.3	.3	94.0
		2.06	14	.3	.4	94.4
		2.07	11	.2	.3	94.7
		2.09	5	.1	.1	94.8
		2.10	1	.0	.0	94.8
		2.11	4	.1	.1	94.9
		2.12	3	.1	.1	95.0
		2.13	4	.1	.1	95.1
		2.14	3	.1	.1	95.2
		2.16	11	.2	.3	95.4
		2.17	4	.1	.1	95.5
		2.18	2	.0	.1	95.6
		2.23	6	.1	.2	95.7
		2.25	1	.0	.0	95.8
		2.26	5	.1	.1	95.9
		2.27	10	.2	.3	96.1
		2.28	1	.0	.0	96.2
		2.33	4	.1	.1	96.3

Poverty Level

Year First Service			Frequency	Percent	Valid Percent	Cumulative Percent
2008	Valid	2.34	1	.0	.0	96.3
		2.37	2	.0	.1	96.3
		2.38	9	.2	.2	96.6
		2.44	1	.0	.0	96.6
		2.45	1	.0	.0	96.6
		2.47	1	.0	.0	96.6
		2.49	1	.0	.0	96.7
		2.50	1	.0	.0	96.7
		2.51	2	.0	.1	96.7
		2.53	4	.1	.1	96.8
		2.54	4	.1	.1	96.9
		2.61	1	.0	.0	97.0
		2.63	1	.0	.0	97.0
		2.71	4	.1	.1	97.1
		2.74	3	.1	.1	97.2
		2.77	3	.1	.1	97.2
		2.79	1	.0	.0	97.3
		2.80	7	.2	.2	97.4
		2.86	6	.1	.2	97.6
		2.91	1	.0	.0	97.6
		2.96	7	.2	.2	97.8
		2.97	2	.0	.1	97.8
		2.98	1	.0	.0	97.9
		2.99	3	.1	.1	97.9
		3.04	6	.1	.2	98.1
		3.05	2	.0	.1	98.1
		3.06	2	.0	.1	98.2
		3.11	2	.0	.1	98.2
		3.12	2	.0	.1	98.3
		3.17	3	.1	.1	98.4
		3.23	1	.0	.0	98.4
		3.36	1	.0	.0	98.4
		3.37	4	.1	.1	98.5
		3.42	2	.0	.1	98.6
		3.43	1	.0	.0	98.6
		3.44	2	.0	.1	98.6
		3.49	2	.0	.1	98.7
		3.57	1	.0	.0	98.7
		3.69	2	.0	.1	98.8
		3.71	1	.0	.0	98.8
		3.77	1	.0	.0	98.8
		3.82	3	.1	.1	98.9
		3.87	4	.1	.1	99.0
		3.88	1	.0	.0	99.0
		4.27	3	.1	.1	99.1
		4.32	7	.2	.2	99.3
		4.45	2	.0	.1	99.3
		4.52	1	.0	.0	99.3
		4.62	2	.0	.1	99.4
		4.66	3	.1	.1	99.5
		5.53	3	.1	.1	99.5

Poverty Level

Year First Service			Frequency	Percent	Valid Percent	Cumulative Percent
2008	Valid	5.71	1	.0	.0	99.6
		7.18	1	.0	.0	99.6
		7.30	4	.1	.1	99.7
		7.71	1	.0	.0	99.7
		9.23	9	.2	.2	99.9
		9.62	1	.0	.0	100.0
		13.85	1	.0	.0	100.0
		Total	3990	90.0	100.0	
Missing	System	442	10.0			
Total		4432	100.0			

Poverty Level

Year First Service			Frequency	Percent	Valid Percent	Cumulative Percent
2009	Valid	.00	1477	34.4	39.5	39.5
		.01	5	.1	.1	39.6
		.02	1	.0	.0	39.7
		.04	1	.0	.0	39.7
		.05	1	.0	.0	39.7
		.06	25	.6	.7	40.4
		.07	1	.0	.0	40.4
		.08	1	.0	.0	40.4
		.09	5	.1	.1	40.6
		.10	1	.0	.0	40.6
		.11	9	.2	.2	40.8
		.13	4	.1	.1	40.9
		.14	7	.2	.2	41.1
		.16	36	.8	1.0	42.1
		.17	2	.0	.1	42.2
		.18	2	.0	.1	42.2
		.19	4	.1	.1	42.3
		.20	2	.0	.1	42.4
		.22	80	1.9	2.1	44.5
		.23	11	.3	.3	44.8
		.24	15	.3	.4	45.2
		.25	2	.0	.1	45.3
		.26	6	.1	.2	45.4
		.28	12	.3	.3	45.7
		.29	9	.2	.2	46.0
		.30	6	.1	.2	46.1
		.31	8	.2	.2	46.3
		.32	7	.2	.2	46.5
		.33	31	.7	.8	47.4
		.34	3	.1	.1	47.4
		.35	3	.1	.1	47.5
		.36	19	.4	.5	48.0
		.37	5	.1	.1	48.2
		.38	5	.1	.1	48.3
		.39	13	.3	.3	48.6
		.40	60	1.4	1.6	50.3
		.41	17	.4	.5	50.7
		.42	9	.2	.2	50.9
		.43	9	.2	.2	51.2
		.44	25	.6	.7	51.9
		.45	9	.2	.2	52.1
		.46	9	.2	.2	52.3
		.47	8	.2	.2	52.6
		.48	22	.5	.6	53.1
		.49	11	.3	.3	53.4
		.50	21	.5	.6	54.0
		.51	8	.2	.2	54.2
		.52	15	.3	.4	54.6
		.53	9	.2	.2	54.9
		.54	15	.3	.4	55.3
		.55	32	.7	.9	56.1

Poverty Level

Year First Service		Frequency	Percent	Valid Percent	Cumulative Percent	
2009	Valid	.56	29	.7	.8	56.9
		.57	17	.4	.5	57.3
		.58	30	.7	.8	58.1
		.59	15	.3	.4	58.5
		.60	7	.2	.2	58.7
		.61	38	.9	1.0	59.7
		.62	22	.5	.6	60.3
		.63	14	.3	.4	60.7
		.64	3	.1	.1	60.8
		.65	35	.8	.9	61.7
		.66	26	.6	.7	62.4
		.67	25	.6	.7	63.1
		.68	13	.3	.3	63.4
		.69	10	.2	.3	63.7
		.70	8	.2	.2	63.9
		.71	7	.2	.2	64.1
		.72	16	.4	.4	64.5
		.73	20	.5	.5	65.1
		.74	21	.5	.6	65.6
		.75	96	2.2	2.6	68.2
		.76	18	.4	.5	68.7
		.77	51	1.2	1.4	70.0
		.78	27	.6	.7	70.8
		.79	17	.4	.5	71.2
		.80	3	.1	.1	71.3
		.81	9	.2	.2	71.5
		.82	7	.2	.2	71.7
		.83	10	.2	.3	72.0
		.84	5	.1	.1	72.1
		.85	9	.2	.2	72.4
		.86	21	.5	.6	72.9
		.87	6	.1	.2	73.1
		.88	3	.1	.1	73.2
		.89	9	.2	.2	73.4
		.90	11	.3	.3	73.7
		.91	13	.3	.3	74.1
		.92	37	.9	1.0	75.0
		.93	20	.5	.5	75.6
		.94	17	.4	.5	76.0
		.95	8	.2	.2	76.3
		.96	11	.3	.3	76.5
		.97	7	.2	.2	76.7
		.98	19	.4	.5	77.2
		.99	2	.0	.1	77.3
		1.00	17	.4	.5	77.7
		1.01	23	.5	.6	78.4
		1.02	17	.4	.5	78.8
		1.03	21	.5	.6	79.4
		1.04	8	.2	.2	79.6
		1.05	1	.0	.0	79.6
		1.06	2	.0	.1	79.7

Poverty Level

Year First Service		Frequency	Percent	Valid Percent	Cumulative Percent	
2009	Valid	1.07	6	.1	.2	79.8
		1.08	26	.6	.7	80.5
		1.09	11	.3	.3	80.8
		1.10	10	.2	.3	81.1
		1.11	19	.4	.5	81.6
		1.12	17	.4	.5	82.1
		1.13	5	.1	.1	82.2
		1.14	6	.1	.2	82.3
		1.15	9	.2	.2	82.6
		1.16	7	.2	.2	82.8
		1.17	26	.6	.7	83.5
		1.18	8	.2	.2	83.7
		1.19	6	.1	.2	83.8
		1.20	6	.1	.2	84.0
		1.21	8	.2	.2	84.2
		1.22	5	.1	.1	84.4
		1.23	7	.2	.2	84.5
		1.24	31	.7	.8	85.4
		1.25	11	.3	.3	85.7
		1.26	8	.2	.2	85.9
		1.27	3	.1	.1	86.0
		1.28	14	.3	.4	86.3
		1.29	7	.2	.2	86.5
		1.30	9	.2	.2	86.8
		1.31	11	.3	.3	87.1
		1.32	4	.1	.1	87.2
		1.33	19	.4	.5	87.7
		1.35	13	.3	.3	88.0
		1.36	9	.2	.2	88.3
		1.38	3	.1	.1	88.3
		1.39	5	.1	.1	88.5
		1.40	6	.1	.2	88.6
		1.41	6	.1	.2	88.8
		1.42	2	.0	.1	88.8
		1.43	6	.1	.2	89.0
		1.44	17	.4	.5	89.5
		1.45	3	.1	.1	89.5
		1.47	8	.2	.2	89.8
		1.48	4	.1	.1	89.9
		1.49	6	.1	.2	90.0
		1.50	5	.1	.1	90.2
		1.51	4	.1	.1	90.3
		1.53	2	.0	.1	90.3
		1.54	7	.2	.2	90.5
		1.56	2	.0	.1	90.6
		1.57	4	.1	.1	90.7
		1.58	7	.2	.2	90.9
		1.59	6	.1	.2	91.0
		1.60	3	.1	.1	91.1
		1.62	5	.1	.1	91.2
		1.63	2	.0	.1	91.3

Poverty Level

Year First Service		Frequency	Percent	Valid Percent	Cumulative Percent	
2009	Valid	1.64	3	.1	.1	91.4
		1.65	10	.2	.3	91.6
		1.66	25	.6	.7	92.3
		1.67	11	.3	.3	92.6
		1.68	12	.3	.3	92.9
		1.69	3	.1	.1	93.0
		1.70	10	.2	.3	93.3
		1.72	1	.0	.0	93.3
		1.73	2	.0	.1	93.3
		1.74	6	.1	.2	93.5
		1.75	1	.0	.0	93.5
		1.76	2	.0	.1	93.6
		1.77	11	.3	.3	93.9
		1.79	6	.1	.2	94.0
		1.80	2	.0	.1	94.1
		1.81	4	.1	.1	94.2
		1.83	4	.1	.1	94.3
		1.84	2	.0	.1	94.4
		1.85	15	.3	.4	94.8
		1.86	2	.0	.1	94.8
		1.87	4	.1	.1	94.9
		1.88	3	.1	.1	95.0
		1.90	1	.0	.0	95.0
		1.92	1	.0	.0	95.1
		1.96	2	.0	.1	95.1
		1.97	8	.2	.2	95.3
		2.00	3	.1	.1	95.4
		2.01	5	.1	.1	95.5
		2.02	4	.1	.1	95.6
		2.03	2	.0	.1	95.7
		2.04	1	.0	.0	95.7
		2.05	3	.1	.1	95.8
		2.06	9	.2	.2	96.0
		2.07	6	.1	.2	96.2
		2.08	2	.0	.1	96.3
		2.09	2	.0	.1	96.3
		2.12	1	.0	.0	96.3
		2.13	1	.0	.0	96.4
		2.14	1	.0	.0	96.4
		2.16	4	.1	.1	96.5
		2.17	1	.0	.0	96.5
		2.20	2	.0	.1	96.6
		2.22	4	.1	.1	96.7
		2.23	3	.1	.1	96.8
		2.26	3	.1	.1	96.8
		2.34	1	.0	.0	96.9
		2.35	1	.0	.0	96.9
		2.36	3	.1	.1	97.0
		2.38	1	.0	.0	97.0
		2.40	2	.0	.1	97.1
		2.41	1	.0	.0	97.1

Poverty Level

Year First Service			Frequency	Percent	Valid Percent	Cumulative Percent
2009	Valid	2.42	1	.0	.0	97.1
		2.47	2	.0	.1	97.2
		2.48	4	.1	.1	97.3
		2.50	2	.0	.1	97.3
		2.52	6	.1	.2	97.5
		2.54	1	.0	.0	97.5
		2.55	2	.0	.1	97.6
		2.56	1	.0	.0	97.6
		2.59	2	.0	.1	97.6
		2.62	3	.1	.1	97.7
		2.63	1	.0	.0	97.8
		2.69	1	.0	.0	97.8
		2.71	4	.1	.1	97.9
		2.77	1	.0	.0	97.9
		2.86	3	.1	.1	98.0
		2.91	2	.0	.1	98.0
		2.96	1	.0	.0	98.1
		2.97	4	.1	.1	98.2
		3.05	1	.0	.0	98.2
		3.19	6	.1	.2	98.4
		3.20	4	.1	.1	98.5
		3.32	6	.1	.2	98.6
		3.34	2	.0	.1	98.7
		3.37	2	.0	.1	98.7
		3.49	1	.0	.0	98.8
		3.54	3	.1	.1	98.8
		3.67	2	.0	.1	98.9
		3.69	2	.0	.1	99.0
		3.71	3	.1	.1	99.0
		3.73	1	.0	.0	99.1
		3.79	1	.0	.0	99.1
		3.82	5	.1	.1	99.2
		3.84	2	.0	.1	99.3
		3.88	2	.0	.1	99.3
		4.27	1	.0	.0	99.4
		4.38	2	.0	.1	99.4
		4.70	1	.0	.0	99.4
		5.09	2	.0	.1	99.5
		5.54	1	.0	.0	99.5
		5.71	2	.0	.1	99.6
		6.86	1	.0	.0	99.6
		7.18	1	.0	.0	99.6
		8.21	1	.0	.0	99.7
		9.23	6	.1	.2	99.8
		9.69	2	.0	.1	99.9
		13.30	1	.0	.0	99.9
		24.98	4	.1	.1	100.0
		Total	3739	87.1	100.0	
	Missing	System	554	12.9		
	Total		4293	100.0		

Housing Status

Year First Service			Frequency	Percent	Valid Percent	Cumulative Percent
2006	Valid	Not Collected	2	66.7	66.7	66.7
		Stable/Permanent	1	33.3	33.3	100.0
		Total	3	100.0	100.0	
2007	Valid	Not Collected	7	.1	.1	.1
		Institution	35	.6	.6	.7
		Non-Permanent	809	13.2	13.2	13.9
		Other	32	.5	.5	14.4
		Stable/Permanent	5166	84.5	84.5	98.9
		Unknown/Unreported	65	1.1	1.1	100.0
		Unstable	1	.0	.0	100.0
		Total	6115	100.0	100.0	
2008	Valid	Not Collected	1	.0	.0	.0
		Institution	33	.7	.7	.8
		Non-Permanent	850	19.2	19.2	19.9
		Other	18	.4	.4	20.4
		Stable/Permanent	3481	78.5	78.5	98.9
		Unknown/Unreported	42	.9	.9	99.8
		Unstable	7	.2	.2	100.0
		Total	4432	100.0	100.0	
2009	Valid	Institution	16	.4	.4	.4
		Non-Permanent	808	18.8	18.8	19.2
		Other	22	.5	.5	19.7
		Stable/Permanent	3386	78.9	78.9	98.6
		Unknown/Unreported	38	.9	.9	99.5
		Unstable	23	.5	.5	100.0
		Total	4293	100.0	100.0	

Insurance

Year First Service			Frequency	Percent	Valid Percent	Cumulative Percent
2006	Valid	Not Collected	2	66.7	66.7	66.7
		Medicaid	1	33.3	33.3	100.0
		Total	3	100.0	100.0	
2007	Valid	Not Collected	461	7.5	7.5	7.5
		Medicaid	402	6.6	6.6	14.1
		Medicare	493	8.1	8.1	22.2
		Multiple	1864	30.5	30.5	52.7
		No Insurance	1158	18.9	18.9	71.6
		Other	2	.0	.0	71.6
		Private	910	14.9	14.9	86.5
		Public	786	12.9	12.9	99.4
		Unknown	39	.6	.6	100.0
		Total	6115	100.0	100.0	
2008	Valid	Not Collected	410	9.3	9.3	9.3
		Medicaid	267	6.0	6.0	15.3
		Medicare	273	6.2	6.2	21.4
		Multiple	1529	34.5	34.5	55.9
		No Insurance	801	18.1	18.1	74.0
		Private	441	10.0	10.0	84.0
		Public	677	15.3	15.3	99.2
		Unknown	34	.8	.8	100.0
		Total	4432	100.0	100.0	
2009	Valid	Not Collected	468	10.9	10.9	10.9
		Medicaid	306	7.1	7.1	18.0
		Medicare	241	5.6	5.6	23.6
		Multiple	1558	36.3	36.3	59.9
		No Insurance	919	21.4	21.4	81.3
		Other	1	.0	.0	81.4
		Private	336	7.8	7.8	89.2
		Public	409	9.5	9.5	98.7
		Unknown	55	1.3	1.3	100.0
		Total	4293	100.0	100.0	

Days Since Last Service

Year First Service			Frequency	Percent	Valid Percent	Cumulative Percent
2006	Valid	885	1	33.3	33.3	33.3
		946	2	66.7	66.7	100.0
		Total	3	100.0	100.0	

Days Since Last Service

Year First Service		Frequency	Percent	Valid Percent	Cumulative Percent	
2007	Valid	1	40	.7	.7	.7
		2	44	.7	.7	1.4
		3	24	.4	.4	1.8
		4	34	.6	.6	2.3
		5	1	.0	.0	2.3
		8	11	.2	.2	2.5
		9	32	.5	.5	3.0
		10	30	.5	.5	3.5
		11	34	.6	.6	4.1
		13	2	.0	.0	4.1
		14	16	.3	.3	4.4
		15	33	.5	.5	4.9
		16	43	.7	.7	5.6
		17	41	.7	.7	6.3
		18	42	.7	.7	7.0
		20	2	.0	.0	7.0
		21	24	.4	.4	7.4
		22	46	.8	.8	8.2
		23	27	.4	.4	8.6
		24	29	.5	.5	9.1
		25	35	.6	.6	9.6
		27	1	.0	.0	9.7
		28	29	.5	.5	10.1
		29	50	.8	.8	11.0
		30	39	.6	.6	11.6
		31	229	3.7	3.7	15.3
		32	24	.4	.4	15.7
		33	1	.0	.0	15.7
		35	4	.1	.1	15.8
		36	1	.0	.0	15.8
		37	26	.4	.4	16.3
		38	29	.5	.5	16.7
		39	34	.6	.6	17.3
		41	1	.0	.0	17.3
		42	21	.3	.3	17.6
		43	31	.5	.5	18.2
		44	24	.4	.4	18.5
		45	20	.3	.3	18.9
		46	35	.6	.6	19.4
		47	2	.0	.0	19.5
		49	15	.2	.2	19.7
		50	23	.4	.4	20.1
		51	30	.5	.5	20.6
		52	27	.4	.4	21.0
		53	27	.4	.4	21.5
		56	20	.3	.3	21.8
		57	24	.4	.4	22.2
		58	15	.2	.2	22.4
		59	22	.4	.4	22.8
		60	21	.3	.3	23.1
		61	59	1.0	1.0	24.1

Days Since Last Service

Year First Service		Frequency	Percent	Valid Percent	Cumulative Percent
2007	Valid	62	1	.0	24.1
		63	12	.2	24.3
		64	4	.1	24.4
		65	6	.1	24.5
		66	15	.2	24.7
		67	10	.2	24.9
		68	1	.0	24.9
		70	4	.1	25.0
		71	9	.1	25.1
		72	9	.1	25.3
		73	10	.2	25.4
		74	15	.2	25.7
		75	1	.0	25.7
		76	1	.0	25.7
		77	12	.2	25.9
		78	12	.2	26.1
		79	12	.2	26.3
		80	10	.2	26.5
		81	13	.2	26.7
		82	1	.0	26.7
		84	10	.2	26.9
		85	14	.2	27.1
		86	6	.1	27.2
		87	16	.3	27.4
		88	14	.2	27.7
		91	7	.1	27.8
		92	31	.5	28.3
		93	22	.4	28.7
		94	10	.2	28.8
		95	13	.2	29.0
		97	1	.0	29.0
		99	11	.2	29.2
		100	8	.1	29.4
		101	7	.1	29.5
		102	9	.1	29.6
		104	1	.0	29.6
		105	5	.1	29.7
		106	9	.1	29.9
		107	7	.1	30.0
		108	15	.2	30.2
		109	9	.1	30.4
		112	3	.0	30.4
		113	7	.1	30.5
		114	4	.1	30.6
		115	10	.2	30.8
		116	1	.0	30.8
		119	7	.1	30.9
		120	12	.2	31.1
		121	5	.1	31.2
		122	30	.5	31.7
		123	15	.2	31.9

Days Since Last Service

Year First Service		Frequency	Percent	Valid Percent	Cumulative Percent
2007	Valid	125	1	.0	31.9
		126	6	.1	32.0
		127	3	.0	32.1
		128	9	.1	32.2
		129	12	.2	32.4
		130	7	.1	32.5
		133	6	.1	32.6
		134	8	.1	32.8
		135	8	.1	32.9
		136	3	.0	32.9
		137	8	.1	33.1
		140	17	.3	33.3
		141	6	.1	33.4
		142	10	.2	33.6
		143	11	.2	33.8
		144	7	.1	33.9
		147	6	.1	34.0
		148	9	.1	34.1
		149	8	.1	34.3
		150	6	.1	34.4
		151	12	.2	34.6
		152	1	.0	34.6
		153	17	.3	34.9
		154	2	.0	34.9
		155	5	.1	35.0
		156	7	.1	35.1
		157	6	.1	35.2
		158	5	.1	35.3
		161	3	.0	35.3
		162	3	.0	35.4
		163	6	.1	35.5
		164	5	.1	35.6
		165	2	.0	35.6
		168	4	.1	35.7
		169	7	.1	35.8
		170	6	.1	35.9
		171	6	.1	36.0
		172	8	.1	36.1
		175	4	.1	36.2
		176	8	.1	36.3
		177	8	.1	36.4
		178	12	.2	36.6
		179	7	.1	36.7
		181	1	.0	36.7
		184	19	.3	37.1
		185	13	.2	37.3
		186	3	.0	37.3
		189	3	.0	37.4
		190	6	.1	37.5
		191	7	.1	37.6
		192	7	.1	37.7

Days Since Last Service

Year First Service		Frequency	Percent	Valid Percent	Cumulative Percent	
2007	Valid	193	6	.1	.1	37.8
		196	5	.1	.1	37.9
		197	5	.1	.1	38.0
		198	3	.0	.0	38.0
		199	4	.1	.1	38.1
		200	6	.1	.1	38.2
		203	1	.0	.0	38.2
		204	6	.1	.1	38.3
		205	7	.1	.1	38.4
		206	3	.0	.0	38.4
		207	6	.1	.1	38.5
		210	1	.0	.0	38.6
		211	4	.1	.1	38.6
		212	3	.0	.0	38.7
		213	8	.1	.1	38.8
		214	21	.3	.3	39.1
		217	3	.0	.0	39.2
		218	3	.0	.0	39.2
		219	8	.1	.1	39.4
		220	1	.0	.0	39.4
		224	3	.0	.0	39.4
		225	2	.0	.0	39.5
		226	5	.1	.1	39.6
		227	2	.0	.0	39.6
		228	6	.1	.1	39.7
		231	1	.0	.0	39.7
		232	4	.1	.1	39.8
		233	4	.1	.1	39.8
		234	3	.0	.0	39.9
		235	4	.1	.1	40.0
		238	5	.1	.1	40.0
		239	1	.0	.0	40.0
		240	3	.0	.0	40.1
		241	4	.1	.1	40.2
		242	3	.0	.0	40.2
		244	1	.0	.0	40.2
		245	18	.3	.3	40.5
		246	2	.0	.0	40.6
		247	6	.1	.1	40.7
		248	4	.1	.1	40.7
	249	2	.0	.0	40.8	
	252	2	.0	.0	40.8	
	253	5	.1	.1	40.9	
	254	5	.1	.1	40.9	
	255	1	.0	.0	41.0	
	256	1	.0	.0	41.0	
	259	2	.0	.0	41.0	
	260	1	.0	.0	41.0	
	261	5	.1	.1	41.1	
	262	8	.1	.1	41.2	
	263	4	.1	.1	41.3	

Days Since Last Service

Year First Service		Frequency	Percent	Valid Percent	Cumulative Percent	
2007	Valid	265	1	.0	.0	41.3
		266	4	.1	.1	41.4
		267	8	.1	.1	41.5
		268	5	.1	.1	41.6
		269	4	.1	.1	41.7
		270	6	.1	.1	41.8
		272	1	.0	.0	41.8
		273	3	.0	.0	41.8
		274	5	.1	.1	41.9
		275	18	.3	.3	42.2
		276	6	.1	.1	42.3
		277	4	.1	.1	42.4
		279	1	.0	.0	42.4
		282	3	.0	.0	42.4
		283	5	.1	.1	42.5
		284	11	.2	.2	42.7
		287	2	.0	.0	42.7
		288	5	.1	.1	42.8
		289	2	.0	.0	42.8
		290	6	.1	.1	42.9
		291	8	.1	.1	43.1
		293	1	.0	.0	43.1
		294	4	.1	.1	43.2
		295	5	.1	.1	43.2
		296	5	.1	.1	43.3
		297	5	.1	.1	43.4
		298	3	.0	.0	43.5
		301	3	.0	.0	43.5
		302	4	.1	.1	43.6
		303	5	.1	.1	43.6
		304	5	.1	.1	43.7
		305	5	.1	.1	43.8
		306	18	.3	.3	44.1
		307	1	.0	.0	44.1
		308	3	.0	.0	44.2
	309	7	.1	.1	44.3	
	310	4	.1	.1	44.3	
	311	7	.1	.1	44.5	
	312	6	.1	.1	44.6	
	313	1	.0	.0	44.6	
	314	1	.0	.0	44.6	
	315	3	.0	.0	44.6	
	316	3	.0	.0	44.7	
	317	5	.1	.1	44.8	
	318	3	.0	.0	44.8	
	319	5	.1	.1	44.9	
	321	1	.0	.0	44.9	
	322	3	.0	.0	45.0	
	323	4	.1	.1	45.0	
	324	3	.0	.0	45.1	
	325	8	.1	.1	45.2	

Days Since Last Service

Year First Service		Frequency	Percent	Valid Percent	Cumulative Percent	
2007	Valid	326	6	.1	.1	45.3
		329	8	.1	.1	45.4
		330	2	.0	.0	45.5
		331	5	.1	.1	45.6
		332	5	.1	.1	45.6
		333	6	.1	.1	45.7
		334	13	.2	.2	46.0
		335	3	.0	.0	46.0
		336	6	.1	.1	46.1
		337	3	.0	.0	46.1
		338	4	.1	.1	46.2
		339	3	.0	.0	46.3
		340	6	.1	.1	46.4
		343	4	.1	.1	46.4
		344	2	.0	.0	46.5
		345	8	.1	.1	46.6
		346	3	.0	.0	46.6
		348	1	.0	.0	46.7
		350	1	.0	.0	46.7
		351	5	.1	.1	46.8
		352	2	.0	.0	46.8
		353	5	.1	.1	46.9
		354	7	.1	.1	47.0
		355	2	.0	.0	47.0
		357	1	.0	.0	47.0
		359	2	.0	.0	47.1
		360	13	.2	.2	47.3
		361	2	.0	.0	47.3
		364	1	.0	.0	47.3
		365	4	.1	.1	47.4
		366	1	.0	.0	47.4
		367	3	.0	.0	47.5
		368	3	.0	.0	47.5
		373	2	.0	.0	47.5
		374	4	.1	.1	47.6
		375	2	.0	.0	47.6
		378	3	.0	.0	47.7
		379	4	.1	.1	47.8
		380	4	.1	.1	47.8
	381	5	.1	.1	47.9	
	382	3	.0	.0	47.9	
	385	4	.1	.1	48.0	
	386	4	.1	.1	48.1	
	387	11	.2	.2	48.3	
	388	5	.1	.1	48.3	
	389	8	.1	.1	48.5	
	391	1	.0	.0	48.5	
	392	5	.1	.1	48.6	
	393	3	.0	.0	48.6	
	394	4	.1	.1	48.7	
	395	5	.1	.1	48.8	

Days Since Last Service

Year First Service		Frequency	Percent	Valid Percent	Cumulative Percent	
2007	Valid	396	8	.1	.1	48.9
		397	3	.0	.0	48.9
		401	3	.0	.0	49.0
		402	3	.0	.0	49.0
		403	5	.1	.1	49.1
		405	1	.0	.0	49.1
		406	1	.0	.0	49.2
		407	5	.1	.1	49.2
		408	4	.1	.1	49.3
		409	3	.0	.0	49.4
		410	5	.1	.1	49.4
		413	1	.0	.0	49.5
		414	3	.0	.0	49.5
		415	1	.0	.0	49.5
		416	6	.1	.1	49.6
		417	6	.1	.1	49.7
		420	2	.0	.0	49.7
		422	2	.0	.0	49.8
		423	1	.0	.0	49.8
		424	6	.1	.1	49.9
		426	14	.2	.2	50.1
		427	8	.1	.1	50.3
		428	5	.1	.1	50.3
		429	6	.1	.1	50.4
		430	3	.0	.0	50.5
		431	6	.1	.1	50.6
		434	3	.0	.0	50.6
		435	5	.1	.1	50.7
		436	7	.1	.1	50.8
		437	1	.0	.0	50.8
		438	5	.1	.1	50.9
		441	2	.0	.0	51.0
		442	4	.1	.1	51.0
		443	4	.1	.1	51.1
		444	5	.1	.1	51.2
		445	3	.0	.0	51.2
		448	3	.0	.0	51.3
		449	2	.0	.0	51.3
		450	8	.1	.1	51.4
		451	1	.0	.0	51.4
		452	6	.1	.1	51.5
		455	7	.1	.1	51.7
		456	5	.1	.1	51.7
		457	16	.3	.3	52.0
		458	3	.0	.0	52.1
		459	4	.1	.1	52.1
	462	3	.0	.0	52.2	
	463	5	.1	.1	52.2	
	464	5	.1	.1	52.3	
	465	4	.1	.1	52.4	
	466	2	.0	.0	52.4	

Days Since Last Service

Year First Service		Frequency	Percent	Valid Percent	Cumulative Percent
2007	Valid	469	2	.0	52.5
		471	3	.0	52.5
		472	4	.1	52.6
		473	5	.1	52.7
		476	1	.0	52.7
		477	5	.1	52.8
		478	5	.1	52.8
		479	5	.1	52.9
		480	1	.0	52.9
		483	3	.0	53.0
		484	4	.1	53.0
		485	1	.0	53.1
		486	3	.0	53.1
		487	13	.2	53.3
		490	2	.0	53.4
		491	7	.1	53.5
		492	4	.1	53.5
		493	2	.0	53.6
		497	2	.0	53.6
		498	7	.1	53.7
		499	2	.0	53.8
		500	1	.0	53.8
		501	3	.0	53.8
		503	1	.0	53.8
		505	3	.0	53.9
		506	5	.1	54.0
		507	3	.0	54.0
		508	7	.1	54.1
		511	1	.0	54.1
		512	3	.0	54.2
		513	1	.0	54.2
		514	1	.0	54.2
		515	4	.1	54.3
		517	2	.0	54.3
		518	11	.2	54.5
		519	3	.0	54.6
		520	2	.0	54.6
		521	3	.0	54.6
		522	1	.0	54.7
		525	2	.0	54.7
	526	3	.0	54.7	
	527	3	.0	54.8	
	528	5	.1	54.9	
	529	5	.1	54.9	
	534	1	.0	55.0	
	535	3	.0	55.0	
	536	3	.0	55.1	
	539	4	.1	55.1	
	540	2	.0	55.2	
	541	4	.1	55.2	
	542	1	.0	55.2	

Days Since Last Service

Year First Service		Frequency	Percent	Valid Percent	Cumulative Percent	
2007	Valid	547	3	.0	.0	55.3
		548	7	.1	.1	55.4
		549	9	.1	.1	55.6
		550	2	.0	.0	55.6
		553	2	.0	.0	55.6
		554	6	.1	.1	55.7
		555	5	.1	.1	55.8
		556	2	.0	.0	55.8
		557	4	.1	.1	55.9
		561	6	.1	.1	56.0
		562	8	.1	.1	56.1
		563	1	.0	.0	56.1
		564	3	.0	.0	56.2
		567	3	.0	.0	56.2
		568	2	.0	.0	56.3
		569	2	.0	.0	56.3
		570	2	.0	.0	56.3
		571	5	.1	.1	56.4
		573	1	.0	.0	56.4
		574	3	.0	.0	56.5
		575	2	.0	.0	56.5
		576	4	.1	.1	56.6
		577	1	.0	.0	56.6
		578	4	.1	.1	56.7
		579	12	.2	.2	56.9
		580	1	.0	.0	56.9
		581	7	.1	.1	57.0
		582	7	.1	.1	57.1
		583	3	.0	.0	57.2
		584	2	.0	.0	57.2
		587	1	.0	.0	57.2
		588	3	.0	.0	57.3
		589	3	.0	.0	57.3
		590	3	.0	.0	57.4
		591	4	.1	.1	57.4
		592	12	.2	.2	57.6
		595	3	.0	.0	57.7
		596	1	.0	.0	57.7
		597	2	.0	.0	57.7
		598	1	.0	.0	57.7
		599	8	.1	.1	57.9
	602	4	.1	.1	57.9	
	603	3	.0	.0	58.0	
	604	3	.0	.0	58.0	
	605	4	.1	.1	58.1	
	606	4	.1	.1	58.2	
	609	3	.0	.0	58.2	
	610	13	.2	.2	58.4	
	611	5	.1	.1	58.5	
	612	1	.0	.0	58.5	
	613	3	.0	.0	58.6	

Days Since Last Service

Year First Service		Frequency	Percent	Valid Percent	Cumulative Percent	
2007	Valid	616	1	.0	.0	58.6
		617	3	.0	.0	58.6
		618	3	.0	.0	58.7
		620	9	.1	.1	58.8
		621	1	.0	.0	58.8
		623	3	.0	.0	58.9
		624	3	.0	.0	58.9
		625	4	.1	.1	59.0
		626	3	.0	.0	59.1
		627	3	.0	.0	59.1
		631	5	.1	.1	59.2
		632	3	.0	.0	59.2
		633	6	.1	.1	59.3
		634	5	.1	.1	59.4
		636	1	.0	.0	59.4
		637	2	.0	.0	59.5
		638	2	.0	.0	59.5
		639	4	.1	.1	59.6
		640	18	.3	.3	59.9
		641	1	.0	.0	59.9
		642	1	.0	.0	59.9
		644	3	.0	.0	59.9
		645	3	.0	.0	60.0
		646	8	.1	.1	60.1
		647	3	.0	.0	60.2
		648	5	.1	.1	60.2
		652	2	.0	.0	60.3
		653	3	.0	.0	60.3
		654	3	.0	.0	60.4
		655	3	.0	.0	60.4
		656	1	.0	.0	60.4
		658	3	.0	.0	60.5
		659	2	.0	.0	60.5
		660	3	.0	.0	60.6
		661	4	.1	.1	60.6
		662	2	.0	.0	60.7
		665	1	.0	.0	60.7
		666	3	.0	.0	60.7
		667	4	.1	.1	60.8
		668	6	.1	.1	60.9
		669	3	.0	.0	60.9
	671	16	.3	.3	61.2	
	672	12	.2	.2	61.4	
	673	2	.0	.0	61.4	
	674	7	.1	.1	61.6	
	675	8	.1	.1	61.7	
	676	2	.0	.0	61.7	
	679	2	.0	.0	61.7	
	680	3	.0	.0	61.8	
	681	4	.1	.1	61.9	
	682	5	.1	.1	61.9	

Days Since Last Service

Year First Service		Frequency	Percent	Valid Percent	Cumulative Percent	
2007	Valid	683	2	.0	.0	62.0
		685	1	.0	.0	62.0
		686	7	.1	.1	62.1
		687	4	.1	.1	62.2
		688	3	.0	.0	62.2
		689	2	.0	.0	62.3
		690	5	.1	.1	62.3
		693	2	.0	.0	62.4
		694	7	.1	.1	62.5
		695	12	.2	.2	62.7
		696	4	.1	.1	62.7
		697	6	.1	.1	62.8
		700	8	.1	.1	63.0
		701	3	.0	.0	63.0
		702	6	.1	.1	63.1
		703	3	.0	.0	63.2
		704	3	.0	.0	63.2
		707	1	.0	.0	63.2
		708	7	.1	.1	63.4
		709	3	.0	.0	63.4
		710	1	.0	.0	63.4
		714	5	.1	.1	63.5
		715	6	.1	.1	63.6
		716	12	.2	.2	63.8
		717	2	.0	.0	63.8
		718	6	.1	.1	63.9
		721	3	.0	.0	64.0
		722	1	.0	.0	64.0
		723	3	.0	.0	64.0
		724	7	.1	.1	64.2
		725	2	.0	.0	64.2
		728	2	.0	.0	64.2
		729	1	.0	.0	64.2
		730	14	.2	.2	64.5
		731	9	.1	.1	64.6
		732	6	.1	.1	64.7
		734	1	.0	.0	64.7
		735	5	.1	.1	64.8
		736	5	.1	.1	64.9
		737	3	.0	.0	64.9
	738	2	.0	.0	65.0	
	739	2	.0	.0	65.0	
	742	3	.0	.0	65.1	
	743	5	.1	.1	65.1	
	744	3	.0	.0	65.2	
	745	7	.1	.1	65.3	
	746	8	.1	.1	65.4	
	749	4	.1	.1	65.5	
	750	8	.1	.1	65.6	
	751	15	.2	.2	65.9	
	752	9	.1	.1	66.0	

Days Since Last Service

Year First Service		Frequency	Percent	Valid Percent	Cumulative Percent	
2007	Valid	753	3	.0	.0	66.1
		756	4	.1	.1	66.1
		757	12	.2	.2	66.3
		758	7	.1	.1	66.4
		759	9	.1	.1	66.6
		760	12	.2	.2	66.8
		762	194	3.2	3.2	70.0
		763	7	.1	.1	70.1
		764	8	.1	.1	70.2
		765	13	.2	.2	70.4
		766	7	.1	.1	70.5
		767	8	.1	.1	70.7
		770	1	.0	.0	70.7
		771	1	.0	.0	70.7
		772	4	.1	.1	70.8
		773	10	.2	.2	70.9
		774	17	.3	.3	71.2
		778	5	.1	.1	71.3
		779	11	.2	.2	71.5
		780	5	.1	.1	71.5
		781	5	.1	.1	71.6
		782	2	.0	.0	71.7
		784	5	.1	.1	71.7
		785	12	.2	.2	71.9
		786	11	.2	.2	72.1
		787	8	.1	.1	72.2
		788	5	.1	.1	72.3
		790	1	.0	.0	72.3
		791	5	.1	.1	72.4
		792	73	1.2	1.2	73.6
		793	10	.2	.2	73.8
		794	5	.1	.1	73.9
		795	6	.1	.1	74.0
		797	1	.0	.0	74.0
		798	7	.1	.1	74.1
		799	5	.1	.1	74.2
		800	5	.1	.1	74.3
		801	5	.1	.1	74.3
		802	5	.1	.1	74.4
		804	1	.0	.0	74.4
	805	3	.0	.0	74.5	
	806	11	.2	.2	74.7	
	807	10	.2	.2	74.8	
	808	6	.1	.1	74.9	
	809	4	.1	.1	75.0	
	812	3	.0	.0	75.0	
	813	4	.1	.1	75.1	
	814	7	.1	.1	75.2	
	815	2	.0	.0	75.3	
	816	3	.0	.0	75.3	
	817	1	.0	.0	75.3	

Days Since Last Service

Year First Service		Frequency	Percent	Valid Percent	Cumulative Percent	
2007	Valid	819	12	.2	.2	75.5
		820	4	.1	.1	75.6
		821	9	.1	.1	75.7
		822	9	.1	.1	75.9
		823	55	.9	.9	76.8
		824	3	.0	.0	76.8
		826	7	.1	.1	76.9
		827	4	.1	.1	77.0
		828	5	.1	.1	77.1
		829	5	.1	.1	77.2
		830	4	.1	.1	77.2
		833	4	.1	.1	77.3
		834	6	.1	.1	77.4
		835	6	.1	.1	77.5
		836	7	.1	.1	77.6
		837	6	.1	.1	77.7
		839	1	.0	.0	77.7
		840	4	.1	.1	77.8
		841	11	.2	.2	78.0
		842	5	.1	.1	78.1
		843	4	.1	.1	78.1
		844	6	.1	.1	78.2
		846	1	.0	.0	78.2
		847	7	.1	.1	78.3
		848	7	.1	.1	78.5
		849	4	.1	.1	78.5
		850	3	.0	.0	78.6
		851	1	.0	.0	78.6
		852	1	.0	.0	78.6
		853	42	.7	.7	79.3
		854	9	.1	.1	79.4
		855	6	.1	.1	79.5
		856	10	.2	.2	79.7
		857	5	.1	.1	79.8
		858	6	.1	.1	79.9
		861	2	.0	.0	79.9
		862	6	.1	.1	80.0
		863	1	.0	.0	80.0
		864	8	.1	.1	80.2
		865	3	.0	.0	80.2
	868	3	.0	.0	80.3	
	869	8	.1	.1	80.4	
	870	12	.2	.2	80.6	
	871	6	.1	.1	80.7	
	872	3	.0	.0	80.7	
	873	1	.0	.0	80.8	
	875	4	.1	.1	80.8	
	876	5	.1	.1	80.9	
	877	6	.1	.1	81.0	
	878	7	.1	.1	81.1	
	879	5	.1	.1	81.2	

Days Since Last Service

Year First Service		Frequency	Percent	Valid Percent	Cumulative Percent	
2007	Valid	882	2	.0	.0	81.2
		883	7	.1	.1	81.3
		884	31	.5	.5	81.8
		885	9	.1	.1	82.0
		886	9	.1	.1	82.1
		887	1	.0	.0	82.2
		889	2	.0	.0	82.2
		890	2	.0	.0	82.2
		891	3	.0	.0	82.3
		892	6	.1	.1	82.4
		893	6	.1	.1	82.5
		894	1	.0	.0	82.5
		896	4	.1	.1	82.6
		897	6	.1	.1	82.6
		898	3	.0	.0	82.7
		899	5	.1	.1	82.8
		900	6	.1	.1	82.9
		902	1	.0	.0	82.9
		903	4	.1	.1	83.0
		904	3	.0	.0	83.0
		905	3	.0	.0	83.1
		906	3	.0	.0	83.1
		907	2	.0	.0	83.1
		908	1	.0	.0	83.2
		909	1	.0	.0	83.2
		910	4	.1	.1	83.2
		911	4	.1	.1	83.3
		913	3	.0	.0	83.4
		914	5	.1	.1	83.4
		915	34	.6	.6	84.0
		916	1	.0	.0	84.0
		917	3	.0	.0	84.1
		918	6	.1	.1	84.2
		919	6	.1	.1	84.3
		920	4	.1	.1	84.3
		921	5	.1	.1	84.4
		924	1	.0	.0	84.4
		925	3	.0	.0	84.5
		926	5	.1	.1	84.5
		927	6	.1	.1	84.6
		928	3	.0	.0	84.7
	931	3	.0	.0	84.7	
	932	4	.1	.1	84.8	
	933	2	.0	.0	84.8	
	934	2	.0	.0	84.9	
	935	7	.1	.1	85.0	
	936	1	.0	.0	85.0	
	938	2	.0	.0	85.0	
	939	8	.1	.1	85.2	
	940	5	.1	.1	85.2	
	941	7	.1	.1	85.4	

Days Since Last Service

Year First Service		Frequency	Percent	Valid Percent	Cumulative Percent	
2007	Valid	942	5	.1	.1	85.4
		944	1	.0	.0	85.5
		945	37	.6	.6	86.1
		946	9	.1	.1	86.2
		947	2	.0	.0	86.2
		948	14	.2	.2	86.5
		952	5	.1	.1	86.6
		953	12	.2	.2	86.8
		954	2	.0	.0	86.8
		955	6	.1	.1	86.9
		956	3	.0	.0	86.9
		957	2	.0	.0	87.0
		959	3	.0	.0	87.0
		960	8	.1	.1	87.1
		961	3	.0	.0	87.2
		962	4	.1	.1	87.3
		963	7	.1	.1	87.4
		964	1	.0	.0	87.4
		965	1	.0	.0	87.4
		966	4	.1	.1	87.5
		967	6	.1	.1	87.6
		968	10	.2	.2	87.7
		969	4	.1	.1	87.8
		970	4	.1	.1	87.9
		973	4	.1	.1	87.9
		974	5	.1	.1	88.0
		975	8	.1	.1	88.1
		976	35	.6	.6	88.7
		977	11	.2	.2	88.9
		978	1	.0	.0	88.9
		979	1	.0	.0	88.9
		980	11	.2	.2	89.1
		981	8	.1	.1	89.2
		982	13	.2	.2	89.5
		983	8	.1	.1	89.6
		984	8	.1	.1	89.7
		987	4	.1	.1	89.8
		988	4	.1	.1	89.8
		990	16	.3	.3	90.1
		991	15	.2	.2	90.4
	993	1	.0	.0	90.4	
	994	5	.1	.1	90.4	
	995	5	.1	.1	90.5	
	996	2	.0	.0	90.6	
	997	7	.1	.1	90.7	
	998	7	.1	.1	90.8	
	1000	2	.0	.0	90.8	
	1001	7	.1	.1	90.9	
	1002	4	.1	.1	91.0	
	1003	8	.1	.1	91.1	
	1004	8	.1	.1	91.3	

Days Since Last Service

Year First Service		Frequency	Percent	Valid Percent	Cumulative Percent	
2007	Valid	1005	10	.2	.2	91.4
		1006	22	.4	.4	91.8
		1008	12	.2	.2	92.0
		1009	5	.1	.1	92.1
		1010	4	.1	.1	92.1
		1011	3	.0	.0	92.2
		1012	9	.1	.1	92.3
		1014	1	.0	.0	92.3
		1015	7	.1	.1	92.5
		1016	12	.2	.2	92.7
		1017	7	.1	.1	92.8
		1018	7	.1	.1	92.9
		1019	16	.3	.3	93.1
		1022	3	.0	.0	93.2
		1023	10	.2	.2	93.4
		1024	8	.1	.1	93.5
		1025	10	.2	.2	93.7
		1026	6	.1	.1	93.8
		1028	1	.0	.0	93.8
		1029	4	.1	.1	93.8
		1030	8	.1	.1	94.0
		1031	9	.1	.1	94.1
		1032	5	.1	.1	94.2
		1033	6	.1	.1	94.3
		1036	7	.1	.1	94.4
		1037	29	.5	.5	94.9
		1038	12	.2	.2	95.1
		1039	2	.0	.0	95.1
		1040	7	.1	.1	95.2
		1042	1	.0	.0	95.2
		1043	3	.0	.0	95.3
		1044	5	.1	.1	95.4
		1045	6	.1	.1	95.5
		1046	8	.1	.1	95.6
		1047	4	.1	.1	95.7
		1049	1	.0	.0	95.7
		1050	4	.1	.1	95.7
		1051	14	.2	.2	96.0
		1052	14	.2	.2	96.2
		1053	6	.1	.1	96.3
		1054	4	.1	.1	96.4
		1057	5	.1	.1	96.5
	1058	5	.1	.1	96.5	
	1059	4	.1	.1	96.6	
	1060	6	.1	.1	96.7	
	1061	9	.1	.1	96.8	
	1064	8	.1	.1	97.0	
	1065	42	.7	.7	97.7	
	1066	8	.1	.1	97.8	
	1067	2	.0	.0	97.8	
	1068	5	.1	.1	97.9	

Days Since Last Service

Year First Service			Frequency	Percent	Valid Percent	Cumulative Percent
2007	Valid	1071	9	.1	.1	98.1
		1072	8	.1	.1	98.2
		1073	2	.0	.0	98.2
		1074	5	.1	.1	98.3
		1075	3	.0	.0	98.3
		1078	2	.0	.0	98.4
		1079	6	.1	.1	98.5
		1080	5	.1	.1	98.6
		1081	3	.0	.0	98.6
		1082	1	.0	.0	98.6
		1085	3	.0	.0	98.7
		1086	3	.0	.0	98.7
		1087	11	.2	.2	98.9
		1088	7	.1	.1	99.0
		1089	2	.0	.0	99.1
		1090	7	.1	.1	99.2
		1092	4	.1	.1	99.2
		1093	7	.1	.1	99.3
		1094	5	.1	.1	99.4
		1095	2	.0	.0	99.5
1096	33	.5	.5	100.0		
Total			6115	100.0	100.0	

Days Since Last Service

Year First Service		Frequency	Percent	Valid Percent	Cumulative Percent
2008	Valid 1	23	.5	.5	.5
	2	33	.7	.7	1.3
	3	22	.5	.5	1.8
	4	13	.3	.3	2.1
	6	2	.0	.0	2.1
	7	1	.0	.0	2.1
	8	3	.1	.1	2.2
	9	17	.4	.4	2.6
	10	18	.4	.4	3.0
	11	23	.5	.5	3.5
	12	1	.0	.0	3.5
	14	18	.4	.4	3.9
	15	22	.5	.5	4.4
	16	29	.7	.7	5.1
	17	15	.3	.3	5.4
	18	21	.5	.5	5.9
	21	17	.4	.4	6.3
	22	12	.3	.3	6.5
	23	20	.5	.5	7.0
	24	14	.3	.3	7.3
	25	22	.5	.5	7.8
	28	10	.2	.2	8.0
	29	20	.5	.5	8.5
	30	28	.6	.6	9.1
	31	234	5.3	5.3	14.4
	32	14	.3	.3	14.7
	34	1	.0	.0	14.7
	36	2	.0	.0	14.8
	37	9	.2	.2	15.0
	38	17	.4	.4	15.4
	39	15	.3	.3	15.7
	42	15	.3	.3	16.0
	43	12	.3	.3	16.3
	44	12	.3	.3	16.6
	45	7	.2	.2	16.7
46	13	.3	.3	17.0	
49	11	.2	.2	17.3	
50	11	.2	.2	17.5	
51	10	.2	.2	17.8	
52	14	.3	.3	18.1	
53	4	.1	.1	18.2	
56	10	.2	.2	18.4	
57	11	.2	.2	18.6	
58	9	.2	.2	18.8	
59	11	.2	.2	19.1	
60	6	.1	.1	19.2	
61	47	1.1	1.1	20.3	
62	2	.0	.0	20.3	
63	3	.1	.1	20.4	
64	2	.0	.0	20.4	
65	3	.1	.1	20.5	

Days Since Last Service

Year First Service		Frequency	Percent	Valid Percent	Cumulative Percent	
2008	Valid	66	8	.2	.2	20.7
		67	12	.3	.3	21.0
		70	1	.0	.0	21.0
		71	11	.2	.2	21.2
		72	7	.2	.2	21.4
		73	4	.1	.1	21.5
		74	7	.2	.2	21.6
		75	1	.0	.0	21.7
		77	6	.1	.1	21.8
		78	4	.1	.1	21.9
		79	7	.2	.2	22.0
		80	3	.1	.1	22.1
		81	3	.1	.1	22.2
		84	4	.1	.1	22.3
		85	3	.1	.1	22.3
		86	8	.2	.2	22.5
		87	9	.2	.2	22.7
		88	2	.0	.0	22.8
		90	1	.0	.0	22.8
		91	3	.1	.1	22.9
		92	27	.6	.6	23.5
		93	22	.5	.5	24.0
		94	10	.2	.2	24.2
		95	10	.2	.2	24.4
		98	4	.1	.1	24.5
		99	7	.2	.2	24.7
		100	6	.1	.1	24.8
		101	4	.1	.1	24.9
		102	11	.2	.2	25.1
		105	6	.1	.1	25.3
		106	6	.1	.1	25.4
		107	6	.1	.1	25.5
		108	11	.2	.2	25.8
		109	3	.1	.1	25.9
		111	1	.0	.0	25.9
		112	2	.0	.0	25.9
	113	5	.1	.1	26.0	
	114	4	.1	.1	26.1	
	115	4	.1	.1	26.2	
	117	1	.0	.0	26.2	
	119	4	.1	.1	26.3	
	120	8	.2	.2	26.5	
	121	9	.2	.2	26.7	
	122	35	.8	.8	27.5	
	123	9	.2	.2	27.7	
	125	1	.0	.0	27.7	
	127	7	.2	.2	27.9	
	128	4	.1	.1	28.0	
	129	2	.0	.0	28.0	
	130	5	.1	.1	28.1	
	132	1	.0	.0	28.2	

Days Since Last Service

Year First Service		Frequency	Percent	Valid Percent	Cumulative Percent
2008	Valid	133	2	.0	28.2
		134	4	.1	28.3
		135	3	.1	28.4
		136	1	.0	28.4
		137	8	.2	28.6
		138	1	.0	28.6
		139	1	.0	28.6
		140	20	.5	29.1
		141	7	.2	29.2
		142	5	.1	29.3
		143	3	.1	29.4
		144	5	.1	29.5
		147	5	.1	29.6
		148	3	.1	29.7
		149	4	.1	29.8
		150	9	.2	30.0
		151	4	.1	30.1
		152	1	.0	30.1
		153	21	.5	30.6
		154	8	.2	30.8
		155	8	.2	30.9
		156	1	.0	31.0
		157	6	.1	31.1
		158	3	.1	31.2
		160	1	.0	31.2
		161	3	.1	31.3
		162	4	.1	31.3
		163	8	.2	31.5
		164	7	.2	31.7
		165	5	.1	31.8
		166	1	.0	31.8
		168	2	.0	31.9
		169	2	.0	31.9
		170	3	.1	32.0
		171	4	.1	32.1
		172	8	.2	32.2
		174	1	.0	32.3
		175	2	.0	32.3
		176	7	.2	32.5
		177	4	.1	32.6
	178	1	.0	32.6	
	179	8	.2	32.8	
	180	1	.0	32.8	
	182	1	.0	32.8	
	183	2	.0	32.9	
	184	28	.6	33.5	
	185	10	.2	33.7	
	186	6	.1	33.8	
	187	1	.0	33.9	
	189	7	.2	34.0	
	190	6	.1	34.2	

Days Since Last Service

Year First Service		Frequency	Percent	Valid Percent	Cumulative Percent	
2008	Valid	191	5	.1	.1	34.3
		192	1	.0	.0	34.3
		193	4	.1	.1	34.4
		196	11	.2	.2	34.6
		197	8	.2	.2	34.8
		198	6	.1	.1	35.0
		199	3	.1	.1	35.0
		200	10	.2	.2	35.2
		201	1	.0	.0	35.3
		203	5	.1	.1	35.4
		204	3	.1	.1	35.4
		205	7	.2	.2	35.6
		206	5	.1	.1	35.7
		207	7	.2	.2	35.9
		209	2	.0	.0	35.9
		210	5	.1	.1	36.0
		211	7	.2	.2	36.2
		212	4	.1	.1	36.3
		213	6	.1	.1	36.4
		214	41	.9	.9	37.3
		215	1	.0	.0	37.4
		216	1	.0	.0	37.4
		217	4	.1	.1	37.5
		218	5	.1	.1	37.6
		219	3	.1	.1	37.7
		220	8	.2	.2	37.8
		223	1	.0	.0	37.9
		224	8	.2	.2	38.0
		225	7	.2	.2	38.2
		226	9	.2	.2	38.4
		227	3	.1	.1	38.5
		228	5	.1	.1	38.6
		231	3	.1	.1	38.7
		232	4	.1	.1	38.7
		233	6	.1	.1	38.9
		234	5	.1	.1	39.0
		235	3	.1	.1	39.1
		238	7	.2	.2	39.2
		239	1	.0	.0	39.2
		240	5	.1	.1	39.4
	241	9	.2	.2	39.6	
	242	2	.0	.0	39.6	
	244	3	.1	.1	39.7	
	245	31	.7	.7	40.4	
	246	4	.1	.1	40.5	
	247	3	.1	.1	40.5	
	248	7	.2	.2	40.7	
	249	11	.2	.2	40.9	
	252	2	.0	.0	41.0	
	253	6	.1	.1	41.1	
	254	5	.1	.1	41.2	

Days Since Last Service

Year First Service		Frequency	Percent	Valid Percent	Cumulative Percent	
2008	Valid	255	3	.1	.1	41.3
		256	1	.0	.0	41.3
		259	7	.2	.2	41.5
		260	3	.1	.1	41.5
		261	4	.1	.1	41.6
		262	4	.1	.1	41.7
		263	7	.2	.2	41.9
		266	14	.3	.3	42.2
		267	12	.3	.3	42.5
		268	3	.1	.1	42.5
		269	1	.0	.0	42.6
		270	6	.1	.1	42.7
		273	5	.1	.1	42.8
		274	4	.1	.1	42.9
		275	39	.9	.9	43.8
		276	8	.2	.2	44.0
		277	5	.1	.1	44.1
		279	1	.0	.0	44.1
		281	4	.1	.1	44.2
		282	5	.1	.1	44.3
		283	5	.1	.1	44.4
		284	6	.1	.1	44.5
		287	4	.1	.1	44.6
		289	6	.1	.1	44.8
		290	7	.2	.2	44.9
		291	8	.2	.2	45.1
		294	2	.0	.0	45.1
		295	6	.1	.1	45.3
		296	1	.0	.0	45.3
		297	4	.1	.1	45.4
		298	7	.2	.2	45.6
		299	1	.0	.0	45.6
	301	4	.1	.1	45.7	
	302	4	.1	.1	45.8	
	303	2	.0	.0	45.8	
	304	11	.2	.2	46.1	
	305	4	.1	.1	46.1	
	306	21	.5	.5	46.6	
	307	8	.2	.2	46.8	
	308	18	.4	.4	47.2	
	309	9	.2	.2	47.4	
	310	20	.5	.5	47.9	
	311	1	.0	.0	47.9	
	312	5	.1	.1	48.0	
	315	1	.0	.0	48.0	
	316	2	.0	.0	48.1	
	317	9	.2	.2	48.3	
	318	11	.2	.2	48.5	
	319	5	.1	.1	48.6	
	321	1	.0	.0	48.6	
	322	5	.1	.1	48.8	

Days Since Last Service

Year First Service		Frequency	Percent	Valid Percent	Cumulative Percent	
2008	Valid	323	3	.1	.1	48.8
		324	6	.1	.1	49.0
		325	31	.7	.7	49.7
		326	5	.1	.1	49.8
		329	3	.1	.1	49.8
		330	1	.0	.0	49.9
		331	18	.4	.4	50.3
		332	4	.1	.1	50.4
		333	4	.1	.1	50.5
		334	20	.5	.5	50.9
		335	10	.2	.2	51.1
		336	12	.3	.3	51.4
		337	7	.2	.2	51.6
		338	3	.1	.1	51.6
		339	9	.2	.2	51.8
		340	6	.1	.1	52.0
		343	2	.0	.0	52.0
		344	5	.1	.1	52.1
		345	3	.1	.1	52.2
		346	5	.1	.1	52.3
		350	5	.1	.1	52.4
		351	4	.1	.1	52.5
		352	6	.1	.1	52.6
		353	5	.1	.1	52.8
		354	8	.2	.2	52.9
		356	6	.1	.1	53.1
		357	8	.2	.2	53.2
		358	6	.1	.1	53.4
		359	1	.0	.0	53.4
		360	7	.2	.2	53.6
		361	4	.1	.1	53.7
		364	1	.0	.0	53.7
		365	14	.3	.3	54.0
		366	5	.1	.1	54.1
		367	10	.2	.2	54.3
		368	6	.1	.1	54.5
		371	3	.1	.1	54.5
		372	1	.0	.0	54.6
	373	2	.0	.0	54.6	
	374	11	.2	.2	54.9	
	375	12	.3	.3	55.1	
	376	1	.0	.0	55.1	
	378	8	.2	.2	55.3	
	379	10	.2	.2	55.6	
	380	11	.2	.2	55.8	
	381	10	.2	.2	56.0	
	382	4	.1	.1	56.1	
	384	2	.0	.0	56.2	
	385	5	.1	.1	56.3	
	386	11	.2	.2	56.5	
	387	8	.2	.2	56.7	

Days Since Last Service

Year First Service		Frequency	Percent	Valid Percent	Cumulative Percent	
2008	Valid	388	7	.2	.2	56.9
		389	9	.2	.2	57.1
		391	4	.1	.1	57.2
		392	6	.1	.1	57.3
		393	6	.1	.1	57.4
		394	5	.1	.1	57.5
		395	7	.2	.2	57.7
		396	56	1.3	1.3	59.0
		397	3	.1	.1	59.0
		401	7	.2	.2	59.2
		402	9	.2	.2	59.4
		403	11	.2	.2	59.6
		406	7	.2	.2	59.8
		407	9	.2	.2	60.0
		408	8	.2	.2	60.2
		409	6	.1	.1	60.3
		410	7	.2	.2	60.5
		412	3	.1	.1	60.5
		413	6	.1	.1	60.7
		414	7	.2	.2	60.8
		415	7	.2	.2	61.0
		416	8	.2	.2	61.2
		417	12	.3	.3	61.4
		419	6	.1	.1	61.6
		420	9	.2	.2	61.8
		421	7	.2	.2	61.9
		422	6	.1	.1	62.1
		423	5	.1	.1	62.2
		424	10	.2	.2	62.4
		426	32	.7	.7	63.1
		427	11	.2	.2	63.4
		428	7	.2	.2	63.5
		429	14	.3	.3	63.9
		430	6	.1	.1	64.0
		431	9	.2	.2	64.2
		433	2	.0	.0	64.2
		434	8	.2	.2	64.4
		435	8	.2	.2	64.6
		436	12	.3	.3	64.9
		437	11	.2	.2	65.1
	438	10	.2	.2	65.3	
	441	8	.2	.2	65.5	
	442	23	.5	.5	66.0	
	443	18	.4	.4	66.4	
	444	6	.1	.1	66.6	
	445	4	.1	.1	66.7	
	446	1	.0	.0	66.7	
	447	1	.0	.0	66.7	
	448	4	.1	.1	66.8	
	449	7	.2	.2	67.0	
	450	14	.3	.3	67.3	

Days Since Last Service

Year First Service		Frequency	Percent	Valid Percent	Cumulative Percent
2008	Valid	451	.0	.0	67.3
		452	.2	.2	67.5
		455	.1	.1	67.6
		456	.1	.1	67.7
		457	1.1	1.1	68.8
		458	.3	.3	69.1
		459	.3	.3	69.4
		460	.0	.0	69.4
		462	.2	.2	69.6
		463	.2	.2	69.8
		464	.2	.2	70.0
		465	.2	.2	70.2
		466	.1	.1	70.4
		467	.0	.0	70.4
		469	.0	.0	70.4
		470	.2	.2	70.6
		471	.3	.3	70.9
		472	.3	.3	71.1
		473	.2	.2	71.4
		476	.1	.1	71.5
		477	.1	.1	71.5
		478	.3	.3	71.8
		479	.2	.2	72.0
		480	.2	.2	72.3
		481	.0	.0	72.3
		482	.0	.0	72.3
		483	.3	.3	72.7
		484	.1	.1	72.8
		485	.2	.2	73.0
		486	.2	.2	73.1
		487	1.0	1.0	74.1
		490	.1	.1	74.3
		491	.1	.1	74.3
		492	.1	.1	74.5
		493	.1	.1	74.5
		494	.0	.0	74.6
		495	.0	.0	74.6
		497	.1	.1	74.7
		498	.1	.1	74.9
		499	.2	.2	75.0
		500	.1	.1	75.1
		501	.1	.1	75.2
		504	.2	.2	75.4
		505	.1	.1	75.5
		506	.2	.2	75.7
		507	.2	.2	75.9
		508	.3	.3	76.2
		509	.0	.0	76.2
		510	.1	.1	76.2
		511	.1	.1	76.4
		512	.1	.1	76.5

Days Since Last Service

Year First Service		Frequency	Percent	Valid Percent	Cumulative Percent	
2008	Valid	513	12	.3	.3	76.7
		514	2	.0	.0	76.8
		515	7	.2	.2	76.9
		518	26	.6	.6	77.5
		519	5	.1	.1	77.6
		520	5	.1	.1	77.8
		521	11	.2	.2	78.0
		522	6	.1	.1	78.1
		524	1	.0	.0	78.2
		525	6	.1	.1	78.3
		526	9	.2	.2	78.5
		527	13	.3	.3	78.8
		528	7	.2	.2	78.9
		529	4	.1	.1	79.0
		532	3	.1	.1	79.1
		533	5	.1	.1	79.2
		534	5	.1	.1	79.3
		535	4	.1	.1	79.4
		536	3	.1	.1	79.5
		538	1	.0	.0	79.5
		539	10	.2	.2	79.7
		540	1	.0	.0	79.8
		541	10	.2	.2	80.0
		542	5	.1	.1	80.1
		543	7	.2	.2	80.3
		545	1	.0	.0	80.3
		547	2	.0	.0	80.3
		548	8	.2	.2	80.5
		549	33	.7	.7	81.3
		550	6	.1	.1	81.4
		553	7	.2	.2	81.5
		554	2	.0	.0	81.6
		555	5	.1	.1	81.7
		556	6	.1	.1	81.8
		557	9	.2	.2	82.0
		558	1	.0	.0	82.1
		560	5	.1	.1	82.2
		561	3	.1	.1	82.2
		562	3	.1	.1	82.3
		563	4	.1	.1	82.4
	564	5	.1	.1	82.5	
	567	7	.2	.2	82.7	
	568	5	.1	.1	82.8	
	569	9	.2	.2	83.0	
	570	9	.2	.2	83.2	
	571	5	.1	.1	83.3	
	573	5	.1	.1	83.4	
	574	5	.1	.1	83.5	
	575	13	.3	.3	83.8	
	576	4	.1	.1	83.9	
	577	10	.2	.2	84.1	

Days Since Last Service

Year First Service		Frequency	Percent	Valid Percent	Cumulative Percent	
2008	Valid	578	17	.4	.4	84.5
		579	33	.7	.7	85.3
		581	7	.2	.2	85.4
		582	14	.3	.3	85.7
		583	5	.1	.1	85.9
		584	4	.1	.1	85.9
		588	6	.1	.1	86.1
		589	4	.1	.1	86.2
		590	3	.1	.1	86.2
		591	10	.2	.2	86.5
		592	4	.1	.1	86.6
		595	3	.1	.1	86.6
		596	4	.1	.1	86.7
		597	4	.1	.1	86.8
		598	5	.1	.1	86.9
		599	7	.2	.2	87.1
		602	2	.0	.0	87.1
		603	3	.1	.1	87.2
		604	8	.2	.2	87.4
		605	5	.1	.1	87.5
		606	9	.2	.2	87.7
		609	4	.1	.1	87.8
		610	30	.7	.7	88.4
		611	9	.2	.2	88.7
		612	3	.1	.1	88.7
		613	5	.1	.1	88.8
		616	4	.1	.1	88.9
		617	4	.1	.1	89.0
		618	6	.1	.1	89.1
		619	10	.2	.2	89.4
		620	1	.0	.0	89.4
		623	6	.1	.1	89.5
		624	3	.1	.1	89.6
		625	9	.2	.2	89.8
		626	11	.2	.2	90.0
		627	4	.1	.1	90.1
		629	1	.0	.0	90.2
		630	6	.1	.1	90.3
		631	4	.1	.1	90.4
		632	7	.2	.2	90.5
	633	4	.1	.1	90.6	
	634	8	.2	.2	90.8	
	635	2	.0	.0	90.9	
	637	3	.1	.1	90.9	
	638	4	.1	.1	91.0	
	639	6	.1	.1	91.2	
	640	47	1.1	1.1	92.2	
	641	2	.0	.0	92.3	
	644	4	.1	.1	92.4	
	645	1	.0	.0	92.4	
	646	3	.1	.1	92.4	

Days Since Last Service

Year First Service		Frequency	Percent	Valid Percent	Cumulative Percent	
2008	Valid	647	4	.1	.1	92.5
		648	3	.1	.1	92.6
		649	2	.0	.0	92.6
		651	5	.1	.1	92.8
		652	9	.2	.2	93.0
		653	5	.1	.1	93.1
		654	7	.2	.2	93.2
		655	3	.1	.1	93.3
		657	2	.0	.0	93.3
		658	8	.2	.2	93.5
		659	6	.1	.1	93.7
		660	2	.0	.0	93.7
		661	5	.1	.1	93.8
		662	6	.1	.1	94.0
		665	2	.0	.0	94.0
		666	2	.0	.0	94.0
		667	7	.2	.2	94.2
		668	5	.1	.1	94.3
		669	8	.2	.2	94.5
		671	40	.9	.9	95.4
		672	15	.3	.3	95.7
		673	5	.1	.1	95.8
		674	4	.1	.1	95.9
		675	5	.1	.1	96.1
		676	3	.1	.1	96.1
		678	1	.0	.0	96.1
		679	6	.1	.1	96.3
		681	10	.2	.2	96.5
		682	2	.0	.0	96.5
		683	4	.1	.1	96.6
		686	5	.1	.1	96.8
		687	3	.1	.1	96.8
		688	6	.1	.1	97.0
		689	3	.1	.1	97.0
		690	3	.1	.1	97.1
		693	6	.1	.1	97.2
		694	1	.0	.0	97.2
		695	8	.2	.2	97.4
		696	7	.2	.2	97.6
		700	26	.6	.6	98.2
	701	6	.1	.1	98.3	
	703	2	.0	.0	98.4	
	704	4	.1	.1	98.4	
	707	2	.0	.0	98.5	
	709	8	.2	.2	98.7	
	710	3	.1	.1	98.7	
	711	1	.0	.0	98.8	
	714	2	.0	.0	98.8	
	715	3	.1	.1	98.9	
	716	2	.0	.0	98.9	
	718	7	.2	.2	99.1	

Days Since Last Service

Year First Service			Frequency	Percent	Valid Percent	Cumulative Percent
2008	Valid	720	1	.0	.0	99.1
		721	1	.0	.0	99.1
		722	3	.1	.1	99.2
		723	6	.1	.1	99.3
		724	3	.1	.1	99.4
		725	5	.1	.1	99.5
		728	4	.1	.1	99.6
		729	1	.0	.0	99.6
		730	3	.1	.1	99.7
		731	14	.3	.3	100.0
		Total	4432	100.0	100.0	

Days Since Last Service

Year First Service		Frequency	Percent	Valid Percent	Cumulative Percent	
2009	Valid	1	69	1.6	1.6	1.6
	2	68	1.6	1.6	3.2	
	3	69	1.6	1.6	4.8	
	4	35	.8	.8	5.6	
	5	2	.0	.0	5.7	
	6	2	.0	.0	5.7	
	7	1	.0	.0	5.7	
	8	10	.2	.2	6.0	
	9	39	.9	.9	6.9	
	10	34	.8	.8	7.7	
	11	34	.8	.8	8.5	
	12	1	.0	.0	8.5	
	13	1	.0	.0	8.5	
	14	34	.8	.8	9.3	
	15	45	1.0	1.0	10.3	
	16	51	1.2	1.2	11.5	
	17	45	1.0	1.0	12.6	
	18	34	.8	.8	13.4	
	19	2	.0	.0	13.4	
	20	1	.0	.0	13.4	
	21	25	.6	.6	14.0	
	22	35	.8	.8	14.8	
	23	25	.6	.6	15.4	
	24	26	.6	.6	16.0	
	25	22	.5	.5	16.5	
	27	2	.0	.0	16.6	
	28	46	1.1	1.1	17.7	
	29	49	1.1	1.1	18.8	
	30	41	1.0	1.0	19.8	
	31	260	6.1	6.1	25.8	
	32	48	1.1	1.1	26.9	
	34	2	.0	.0	27.0	
	35	1	.0	.0	27.0	
	36	3	.1	.1	27.1	
	37	29	.7	.7	27.7	
	38	18	.4	.4	28.2	
	39	29	.7	.7	28.8	
	41	1	.0	.0	28.9	
	42	24	.6	.6	29.4	
	43	19	.4	.4	29.9	
	44	29	.7	.7	30.5	
	45	23	.5	.5	31.1	
	46	26	.6	.6	31.7	
	47	1	.0	.0	31.7	
	48	1	.0	.0	31.7	
	49	19	.4	.4	32.2	
	50	25	.6	.6	32.8	
	51	29	.7	.7	33.4	
	52	20	.5	.5	33.9	
	53	12	.3	.3	34.2	
	56	12	.3	.3	34.5	

Days Since Last Service

Year First Service		Frequency	Percent	Valid Percent	Cumulative Percent	
2009	Valid	57	12	.3	.3	34.7
		58	26	.6	.6	35.3
		59	22	.5	.5	35.8
		60	17	.4	.4	36.2
		61	74	1.7	1.7	38.0
		62	2	.0	.0	38.0
		63	28	.7	.7	38.7
		64	7	.2	.2	38.8
		65	11	.3	.3	39.1
		66	19	.4	.4	39.5
		67	9	.2	.2	39.7
		68	1	.0	.0	39.8
		69	2	.0	.0	39.8
		70	8	.2	.2	40.0
		71	13	.3	.3	40.3
		72	12	.3	.3	40.6
		73	21	.5	.5	41.1
		74	13	.3	.3	41.4
		75	1	.0	.0	41.4
		76	1	.0	.0	41.4
		77	11	.3	.3	41.7
		78	12	.3	.3	42.0
		79	9	.2	.2	42.2
		80	16	.4	.4	42.5
		81	7	.2	.2	42.7
		83	1	.0	.0	42.7
		84	7	.2	.2	42.9
		85	21	.5	.5	43.4
		86	11	.3	.3	43.6
		87	17	.4	.4	44.0
		88	20	.5	.5	44.5
		91	14	.3	.3	44.8
		92	49	1.1	1.1	46.0
		93	26	.6	.6	46.6
		94	9	.2	.2	46.8
		95	12	.3	.3	47.1
		96	2	.0	.0	47.1
		97	1	.0	.0	47.1
		98	5	.1	.1	47.2
		99	16	.4	.4	47.6
	100	14	.3	.3	47.9	
	101	10	.2	.2	48.2	
	102	13	.3	.3	48.5	
	103	1	.0	.0	48.5	
	104	3	.1	.1	48.6	
	105	7	.2	.2	48.7	
	106	7	.2	.2	48.9	
	107	11	.3	.3	49.1	
	108	10	.2	.2	49.4	
	109	7	.2	.2	49.5	
	110	1	.0	.0	49.6	

Days Since Last Service

Year First Service		Frequency	Percent	Valid Percent	Cumulative Percent	
2009	Valid	112	7	.2	.2	49.7
		113	12	.3	.3	50.0
		114	9	.2	.2	50.2
		115	9	.2	.2	50.4
		117	2	.0	.0	50.5
		119	12	.3	.3	50.8
		120	12	.3	.3	51.0
		121	12	.3	.3	51.3
		122	48	1.1	1.1	52.4
		123	18	.4	.4	52.9
		125	2	.0	.0	52.9
		126	12	.3	.3	53.2
		127	11	.3	.3	53.4
		128	13	.3	.3	53.7
		129	9	.2	.2	53.9
		130	10	.2	.2	54.2
		133	7	.2	.2	54.3
		134	16	.4	.4	54.7
		135	9	.2	.2	54.9
		136	10	.2	.2	55.2
		137	10	.2	.2	55.4
		138	1	.0	.0	55.4
		139	1	.0	.0	55.4
		140	17	.4	.4	55.8
		141	13	.3	.3	56.1
		142	10	.2	.2	56.4
		143	9	.2	.2	56.6
		144	11	.3	.3	56.8
		145	2	.0	.0	56.9
		146	2	.0	.0	56.9
		147	3	.1	.1	57.0
		148	15	.3	.3	57.3
		149	14	.3	.3	57.7
		150	10	.2	.2	57.9
		151	13	.3	.3	58.2
		153	46	1.1	1.1	59.3
		154	18	.4	.4	59.7
		155	9	.2	.2	59.9
		156	6	.1	.1	60.1
		157	19	.4	.4	60.5
	158	11	.3	.3	60.8	
	160	3	.1	.1	60.8	
	161	8	.2	.2	61.0	
	162	12	.3	.3	61.3	
	163	10	.2	.2	61.5	
	164	13	.3	.3	61.8	
	165	5	.1	.1	61.9	
	168	4	.1	.1	62.0	
	169	14	.3	.3	62.4	
	170	8	.2	.2	62.5	
	171	10	.2	.2	62.8	

Days Since Last Service

Year First Service		Frequency	Percent	Valid Percent	Cumulative Percent	
2009	Valid	172				
			12	.3	.3	
			5	.1	.1	
			176	7	.2	.2
				12	.3	.3
				11	.3	.3
				3	.1	.1
				1	.0	.0
				1	.0	.0
				4	.1	.1
				184	45	1.0
				185	21	.5
				186	16	.4
				187	3	.1
				188	2	.0
				189	22	.5
				190	13	.3
				191	32	.7
				192	22	.5
				193	29	.7
				195	1	.0
				196	12	.3
				197	11	.3
				198	20	.5
				199	10	.2
				200	21	.5
				201	2	.0
				203	10	.2
				204	21	.5
				205	13	.3
				206	9	.2
				207	17	.4
				208	4	.1
				210	7	.2
			211	13	.3	
			212	20	.5	
			213	26	.6	
			214	55	1.3	
			215	2	.0	
			216	2	.0	
			217	19	.4	
			218	10	.2	
			219	16	.4	
			220	12	.3	
			221	1	.0	
			224	9	.2	
			225	11	.3	
			226	16	.4	
			227	15	.3	
			228	16	.4	
			230	1	.0	
			231	4	.1	
					63.1	
					63.2	
					63.3	
					63.6	
					63.9	
					63.9	
					64.0	
					64.0	
					64.1	
					65.1	
					65.6	
					66.0	
					66.1	
					66.1	
					66.6	
					66.9	
					67.7	
					68.2	
					68.9	
					68.9	
					69.2	
					69.4	
					69.9	
					70.1	
					70.6	
					70.6	
					70.9	
					71.4	
					71.7	
					71.9	
					72.3	
					72.4	
					72.5	
					72.8	
					73.3	
					73.9	
					75.2	
					75.2	
					75.3	
					75.7	
					76.0	
					76.3	
					76.6	
					76.6	
					76.8	
					77.1	
					77.5	
					77.8	
					78.2	
					78.2	
					78.3	

Days Since Last Service

Year First Service		Frequency	Percent	Valid Percent	Cumulative Percent	
2009	Valid	232	8	.2	78.5	
		233	8	.2	78.7	
		234	8	.2	78.9	
		235	6	.1	.1	79.0
		238	9	.2	.2	79.2
		239	6	.1	.1	79.4
		240	6	.1	.1	79.5
		241	8	.2	.2	79.7
		242	9	.2	.2	79.9
		243	2	.0	.0	79.9
		245	51	1.2	1.2	81.1
		246	15	.3	.3	81.5
		247	6	.1	.1	81.6
		248	17	.4	.4	82.0
		249	7	.2	.2	82.2
		250	1	.0	.0	82.2
		251	1	.0	.0	82.2
		252	7	.2	.2	82.4
		253	7	.2	.2	82.6
		254	8	.2	.2	82.7
		255	7	.2	.2	82.9
		256	10	.2	.2	83.1
		257	1	.0	.0	83.2
		259	8	.2	.2	83.3
		260	9	.2	.2	83.6
		261	9	.2	.2	83.8
		262	8	.2	.2	84.0
		263	16	.4	.4	84.3
		264	1	.0	.0	84.3
		266	12	.3	.3	84.6
		267	6	.1	.1	84.8
		268	13	.3	.3	85.1
		269	7	.2	.2	85.2
		270	21	.5	.5	85.7
		272	2	.0	.0	85.8
		273	8	.2	.2	86.0
		274	7	.2	.2	86.1
		275	48	1.1	1.1	87.2
		276	23	.5	.5	87.8
	277	5	.1	.1	87.9	
	278	1	.0	.0	87.9	
	279	1	.0	.0	87.9	
	280	6	.1	.1	88.1	
	281	3	.1	.1	88.1	
	282	8	.2	.2	88.3	
	283	8	.2	.2	88.5	
	284	4	.1	.1	88.6	
	285	1	.0	.0	88.6	
	287	9	.2	.2	88.8	
	288	6	.1	.1	89.0	
	289	14	.3	.3	89.3	

Days Since Last Service

Year First Service		Frequency	Percent	Valid Percent	Cumulative Percent	
2009	Valid	290	8	.2	.2	89.5
		291	10	.2	.2	89.7
		294	6	.1	.1	89.9
		295	16	.4	.4	90.2
		296	13	.3	.3	90.5
		297	9	.2	.2	90.8
		298	9	.2	.2	91.0
		300	2	.0	.0	91.0
		301	14	.3	.3	91.3
		302	6	.1	.1	91.5
		303	15	.3	.3	91.8
		304	4	.1	.1	91.9
		305	8	.2	.2	92.1
		306	25	.6	.6	92.7
		307	2	.0	.0	92.7
		308	10	.2	.2	93.0
		309	10	.2	.2	93.2
		310	17	.4	.4	93.6
		311	18	.4	.4	94.0
		312	12	.3	.3	94.3
		313	1	.0	.0	94.3
		315	8	.2	.2	94.5
		316	15	.3	.3	94.9
		317	12	.3	.3	95.1
		318	5	.1	.1	95.2
		319	6	.1	.1	95.4
		320	1	.0	.0	95.4
		323	7	.2	.2	95.6
		324	13	.3	.3	95.9
		325	15	.3	.3	96.2
		326	5	.1	.1	96.3
		328	1	.0	.0	96.4
		329	3	.1	.1	96.4
		330	6	.1	.1	96.6
		331	13	.3	.3	96.9
	332	6	.1	.1	97.0	
	333	5	.1	.1	97.1	
	334	17	.4	.4	97.5	
	335	1	.0	.0	97.6	
	336	3	.1	.1	97.6	
	337	7	.2	.2	97.8	
	338	7	.2	.2	98.0	
	339	5	.1	.1	98.1	
	340	7	.2	.2	98.2	
	343	2	.0	.0	98.3	
	344	7	.2	.2	98.4	
	345	5	.1	.1	98.6	
	346	4	.1	.1	98.6	
	347	1	.0	.0	98.7	
	350	1	.0	.0	98.7	
	351	3	.1	.1	98.8	

Days Since Last Service

Year First Service	Frequency	Percent	Valid Percent	Cumulative Percent		
2009	Valid	352	9	.2	.2	99.0
		353	3	.1	.1	99.0
		354	5	.1	.1	99.2
		356	1	.0	.0	99.2
		357	6	.1	.1	99.3
		358	4	.1	.1	99.4
		359	10	.2	.2	99.7
		360	2	.0	.0	99.7
		361	4	.1	.1	99.8
		362	1	.0	.0	99.8
		364	3	.1	.1	99.9
		365	5	.1	.1	100.0
	Total	4293	100.0	100.0		

Date of Death

Year First Service	Frequency	Percent	Valid Percent	Cumulative Percent		
2006	Missing	System	3	100.0		
2007	Valid	01-JUL-1999	5	.1	3.1	3.1
		05-OCT-2000	1	.0	.6	3.7
		01-FEB-2001	5	.1	3.1	6.8
		15-OCT-2006	3	.0	1.9	8.6
		15-FEB-2007	1	.0	.6	9.3
		28-FEB-2007	2	.0	1.2	10.5
		01-MAR-2007	10	.2	6.2	16.7
		07-MAR-2007	1	.0	.6	17.3
		12-MAR-2007	3	.0	1.9	19.1
		30-MAR-2007	3	.0	1.9	21.0
		19-APR-2007	4	.1	2.5	23.5
		27-APR-2007	3	.0	1.9	25.3
		01-MAY-2007	6	.1	3.7	29.0
		30-MAY-2007	1	.0	.6	29.6
		30-JUN-2007	4	.1	2.5	32.1
		30-SEP-2007	10	.2	6.2	38.3
		01-DEC-2007	2	.0	1.2	39.5
		22-DEC-2007	3	.0	1.9	41.4
		05-FEB-2008	7	.1	4.3	45.7
		16-MAR-2008	1	.0	.6	46.3
		19-MAR-2008	2	.0	1.2	47.5
		01-APR-2008	3	.0	1.9	49.4
		12-APR-2008	1	.0	.6	50.0
		13-APR-2008	7	.1	4.3	54.3
		21-APR-2008	2	.0	1.2	55.6
		21-JUN-2008	6	.1	3.7	59.3
		30-JUN-2008	5	.1	3.1	62.3
		16-JUL-2008	5	.1	3.1	65.4
		28-JUL-2008	4	.1	2.5	67.9
		01-AUG-2008	11	.2	6.8	74.7
		17-SEP-2008	6	.1	3.7	78.4
		01-JAN-2009	4	.1	2.5	80.9

Date of Death

Year First Service			Frequency	Percent	Valid Percent	Cumulative Percent		
2007	Valid	23-JAN-2009	4	.1	2.5	83.3		
		24-JAN-2009	2	.0	1.2	84.6		
		07-FEB-2009	7	.1	4.3	88.9		
		01-MAR-2009	6	.1	3.7	92.6		
		22-MAR-2009	2	.0	1.2	93.8		
		24-MAR-2009	5	.1	3.1	96.9		
		04-APR-2009	3	.0	1.9	98.8		
		23-MAY-2009	1	.0	.6	99.4		
		01-DEC-2009	1	.0	.6	100.0		
		Total	162	2.6	100.0			
		Missing System	5953	97.4				
		Total	6115	100.0				
		2008	Valid	01-JUL-1999	2	.0	2.8	2.8
				01-FEB-2001	2	.0	2.8	5.6
30-OCT-2004	1			.0	1.4	6.9		
01-MAR-2007	3			.1	4.2	11.1		
31-JAN-2008	1			.0	1.4	12.5		
16-MAR-2008	1			.0	1.4	13.9		
01-APR-2008	1			.0	1.4	15.3		
13-APR-2008	1			.0	1.4	16.7		
21-JUN-2008	2			.0	2.8	19.4		
30-JUN-2008	3			.1	4.2	23.6		
16-JUL-2008	2			.0	2.8	26.4		
28-JUL-2008	2			.0	2.8	29.2		
17-SEP-2008	1			.0	1.4	30.6		
01-OCT-2008	10			.2	13.9	44.4		
23-JAN-2009	3			.1	4.2	48.6		
24-JAN-2009	4			.1	5.6	54.2		
07-FEB-2009	2			.0	2.8	56.9		
01-MAR-2009	2			.0	2.8	59.7		
23-MAY-2009	4			.1	5.6	65.3		
31-AUG-2009	2			.0	2.8	68.1		
01-SEP-2009	3			.1	4.2	72.2		
07-NOV-2009	11			.2	15.3	87.5		
01-DEC-2009	9			.2	12.5	100.0		
Total	72			1.6	100.0			
Missing System	4360			98.4				
Total	4432			100.0				

Date of Death

Year First Service			Frequency	Percent	Valid Percent	Cumulative Percent
2009	Valid	01-JUL-1999	2	.0	4.8	4.8
		01-MAY-2007	1	.0	2.4	7.1
		21-JUN-2008	1	.0	2.4	9.5
		01-OCT-2008	4	.1	9.5	19.0
		07-FEB-2009	2	.0	4.8	23.8
		24-MAR-2009	1	.0	2.4	26.2
		23-MAY-2009	4	.1	9.5	35.7
		08-JUL-2009	1	.0	2.4	38.1
		31-AUG-2009	2	.0	4.8	42.9
		01-SEP-2009	3	.1	7.1	50.0
		24-SEP-2009	1	.0	2.4	52.4
		25-OCT-2009	4	.1	9.5	61.9
		07-NOV-2009	4	.1	9.5	71.4
		20-NOV-2009	6	.1	14.3	85.7
		01-DEC-2009	2	.0	4.8	90.5
		01-FEB-2010	4	.1	9.5	100.0
		Total	42	1.0	100.0	
		Missing	System	4251	99.0	
Total		4293	100.0			

Number of Days in Service

Year First Service			Frequency	Percent	Valid Percent	Cumulative Percent
2006	Valid	151	2	66.7	66.7	66.7
		212	1	33.3	33.3	100.0
		Total	3	100.0	100.0	

Number of Days in Service

Year First Service		Frequency	Percent	Valid Percent	Cumulative Percent	
2007	Valid	0	942	15.4	15.4	15.4
		1	17	.3	.3	15.7
		2	9	.1	.1	15.8
		3	6	.1	.1	15.9
		4	4	.1	.1	16.0
		5	6	.1	.1	16.1
		6	9	.1	.1	16.2
		7	25	.4	.4	16.6
		8	9	.1	.1	16.8
		9	6	.1	.1	16.9
		10	5	.1	.1	17.0
		11	6	.1	.1	17.1
		12	6	.1	.1	17.2
		13	6	.1	.1	17.3
		14	22	.4	.4	17.6
		15	11	.2	.2	17.8
		16	3	.0	.0	17.9
		17	2	.0	.0	17.9
		18	4	.1	.1	18.0
		19	7	.1	.1	18.1
		20	9	.1	.1	18.2
		21	14	.2	.2	18.4
		22	4	.1	.1	18.5
		23	4	.1	.1	18.6
		24	4	.1	.1	18.6
		25	6	.1	.1	18.7
		26	5	.1	.1	18.8
		27	6	.1	.1	18.9
		28	15	.2	.2	19.2
		29	12	.2	.2	19.4
		30	32	.5	.5	19.9
		31	31	.5	.5	20.4
		32	4	.1	.1	20.5
		33	6	.1	.1	20.6
		34	4	.1	.1	20.6
		35	11	.2	.2	20.8
		36	7	.1	.1	20.9
		37	3	.0	.0	21.0
		38	4	.1	.1	21.0
		39	7	.1	.1	21.1
		40	6	.1	.1	21.2
		41	3	.0	.0	21.3
		42	3	.0	.0	21.3
		43	2	.0	.0	21.4
		44	3	.0	.0	21.4
		45	1	.0	.0	21.4
		46	4	.1	.1	21.5
		47	2	.0	.0	21.5
		48	4	.1	.1	21.6
		49	12	.2	.2	21.8
		50	4	.1	.1	21.9

Number of Days in Service

Year First Service		Frequency	Percent	Valid Percent	Cumulative Percent
2007	Valid	52	1	.0	21.9
		53	7	.1	22.0
		54	2	.0	22.0
		55	7	.1	22.1
		56	10	.2	22.3
		57	3	.0	22.4
		58	7	.1	22.5
		59	12	.2	22.7
		60	7	.1	22.8
		61	30	.5	23.3
		62	12	.2	23.5
		63	5	.1	23.5
		64	2	.0	23.6
		66	4	.1	23.6
		67	1	.0	23.7
		68	4	.1	23.7
		69	4	.1	23.8
		70	6	.1	23.9
		71	5	.1	24.0
		72	2	.0	24.0
		73	3	.0	24.1
		74	2	.0	24.1
		75	3	.0	24.1
		76	6	.1	24.2
		77	6	.1	24.3
		78	2	.0	24.4
		79	6	.1	24.5
		80	3	.0	24.5
		81	3	.0	24.6
		82	2	.0	24.6
		83	2	.0	24.6
		84	9	.1	24.8
		85	7	.1	24.9
		86	3	.0	24.9
		87	1	.0	25.0
		88	1	.0	25.0
		89	12	.2	25.2
		90	6	.1	25.3
		91	13	.2	25.5
		92	19	.3	25.8
		93	3	.0	25.8
		94	2	.0	25.9
		95	1	.0	25.9
		96	3	.0	25.9
		97	8	.1	26.1
		98	5	.1	26.1
		99	5	.1	26.2
		100	1	.0	26.2
		101	3	.0	26.3
		102	2	.0	26.3
		103	2	.0	26.4

Number of Days in Service

Year First Service		Frequency	Percent	Valid Percent	Cumulative Percent
2007	Valid	104	3	.0	26.4
		105	6	.1	26.5
		106	4	.1	26.6
		107	5	.1	26.7
		108	1	.0	26.7
		109	1	.0	26.7
		110	2	.0	26.7
		111	4	.1	26.8
		112	9	.1	26.9
		113	3	.0	27.0
		114	1	.0	27.0
		115	1	.0	27.0
		116	3	.0	27.1
		117	6	.1	27.2
		118	4	.1	27.2
		119	5	.1	27.3
		120	16	.3	27.6
		121	8	.1	27.7
		122	27	.4	28.1
		123	2	.0	28.2
		124	2	.0	28.2
		125	2	.0	28.2
		126	7	.1	28.4
		127	4	.1	28.4
		128	1	.0	28.4
		129	1	.0	28.5
		130	2	.0	28.5
		131	6	.1	28.6
		132	3	.0	28.6
		133	11	.2	28.8
		134	4	.1	28.9
		135	1	.0	28.9
		136	2	.0	28.9
		139	5	.1	29.0
		140	5	.1	29.1
		141	3	.0	29.1
		143	3	.0	29.2
		144	2	.0	29.2
		145	2	.0	29.3
		147	8	.1	29.4
		148	1	.0	29.4
		149	4	.1	29.5
		150	11	.2	29.6
		151	12	.2	29.8
		152	4	.1	29.9
		153	24	.4	30.3
		154	3	.0	30.4
		155	6	.1	30.4
		156	1	.0	30.5
		157	2	.0	30.5
		158	1	.0	30.5

Number of Days in Service

Year First Service		Frequency	Percent	Valid Percent	Cumulative Percent
2007	Valid	159	3	.0	30.6
		160	1	.0	30.6
		161	3	.0	30.6
		162	1	.0	30.6
		163	2	.0	30.7
		164	1	.0	30.7
		165	3	.0	30.7
		166	1	.0	30.8
		167	3	.0	30.8
		168	3	.0	30.9
		169	4	.1	30.9
		170	5	.1	31.0
		172	4	.1	31.1
		173	4	.1	31.1
		174	3	.0	31.2
		175	2	.0	31.2
		176	2	.0	31.3
		177	3	.0	31.3
		179	3	.0	31.3
		180	3	.0	31.4
		181	12	.2	31.6
		182	8	.1	31.7
		183	15	.2	32.0
		184	10	.2	32.1
		185	1	.0	32.2
		186	3	.0	32.2
		188	2	.0	32.2
		189	3	.0	32.3
		190	2	.0	32.3
		191	3	.0	32.4
		192	3	.0	32.4
		193	1	.0	32.4
		194	2	.0	32.5
		195	4	.1	32.5
		196	7	.1	32.6
	197	1	.0	32.7	
	198	2	.0	32.7	
	199	1	.0	32.7	
	200	3	.0	32.8	
	201	1	.0	32.8	
	202	2	.0	32.8	
	203	6	.1	32.9	
	204	4	.1	33.0	
	205	3	.0	33.0	
	206	2	.0	33.0	
	207	2	.0	33.1	
	208	4	.1	33.1	
	209	3	.0	33.2	
	210	5	.1	33.3	
	211	4	.1	33.3	
	212	10	.2	33.5	

Number of Days in Service

Year First Service		Frequency	Percent	Valid Percent	Cumulative Percent	
2007	Valid	213	7	.1	.1	33.6
		214	18	.3	.3	33.9
		215	3	.0	.0	34.0
		216	2	.0	.0	34.0
		217	7	.1	.1	34.1
		218	2	.0	.0	34.1
		219	5	.1	.1	34.2
		220	1	.0	.0	34.2
		221	1	.0	.0	34.3
		223	3	.0	.0	34.3
		224	4	.1	.1	34.4
		225	3	.0	.0	34.4
		227	2	.0	.0	34.5
		228	4	.1	.1	34.5
		229	1	.0	.0	34.5
		230	2	.0	.0	34.6
		231	4	.1	.1	34.6
		232	1	.0	.0	34.7
		234	3	.0	.0	34.7
		235	1	.0	.0	34.7
		236	4	.1	.1	34.8
		237	2	.0	.0	34.8
		238	2	.0	.0	34.8
		239	1	.0	.0	34.9
		240	3	.0	.0	34.9
		241	1	.0	.0	34.9
		242	7	.1	.1	35.0
		243	9	.1	.1	35.2
		244	9	.1	.1	35.3
		245	9	.1	.1	35.5
		247	2	.0	.0	35.5
		248	1	.0	.0	35.5
		251	5	.1	.1	35.6
		252	11	.2	.2	35.8
	253	4	.1	.1	35.9	
	255	1	.0	.0	35.9	
	256	1	.0	.0	35.9	
	258	3	.0	.0	35.9	
	259	3	.0	.0	36.0	
	261	1	.0	.0	36.0	
	262	1	.0	.0	36.0	
	263	2	.0	.0	36.1	
	264	1	.0	.0	36.1	
	265	2	.0	.0	36.1	
	266	3	.0	.0	36.2	
	267	2	.0	.0	36.2	
	268	5	.1	.1	36.3	
	269	4	.1	.1	36.3	
	270	3	.0	.0	36.4	
	271	2	.0	.0	36.4	
	272	6	.1	.1	36.5	

Number of Days in Service

Year First Service		Frequency	Percent	Valid Percent	Cumulative Percent	
2007	Valid	273	14	.2	.2	36.7
		274	7	.1	.1	36.9
		275	13	.2	.2	37.1
		276	1	.0	.0	37.1
		277	1	.0	.0	37.1
		279	2	.0	.0	37.1
		280	3	.0	.0	37.2
		281	3	.0	.0	37.2
		282	5	.1	.1	37.3
		285	2	.0	.0	37.4
		286	2	.0	.0	37.4
		287	2	.0	.0	37.4
		288	1	.0	.0	37.4
		289	3	.0	.0	37.5
		290	1	.0	.0	37.5
		291	4	.1	.1	37.6
		292	1	.0	.0	37.6
		293	2	.0	.0	37.6
		294	6	.1	.1	37.7
		295	4	.1	.1	37.8
		296	2	.0	.0	37.8
		298	1	.0	.0	37.8
		299	3	.0	.0	37.9
		300	4	.1	.1	37.9
		301	4	.1	.1	38.0
		302	6	.1	.1	38.1
		303	15	.2	.2	38.3
		304	22	.4	.4	38.7
		305	6	.1	.1	38.8
		306	2	.0	.0	38.8
		307	3	.0	.0	38.9
		308	5	.1	.1	39.0
		309	3	.0	.0	39.0
	310	2	.0	.0	39.1	
	311	2	.0	.0	39.1	
	312	2	.0	.0	39.1	
	313	2	.0	.0	39.1	
	315	5	.1	.1	39.2	
	316	4	.1	.1	39.3	
	317	1	.0	.0	39.3	
	319	2	.0	.0	39.3	
	320	4	.1	.1	39.4	
	321	4	.1	.1	39.5	
	323	3	.0	.0	39.5	
	324	3	.0	.0	39.6	
	326	1	.0	.0	39.6	
	327	2	.0	.0	39.6	
	328	4	.1	.1	39.7	
	329	2	.0	.0	39.7	
	330	3	.0	.0	39.8	
	331	4	.1	.1	39.8	

Number of Days in Service

Year First Service		Frequency	Percent	Valid Percent	Cumulative Percent
2007	Valid	332	2	.0	39.9
		333	1	.0	39.9
		334	101	1.7	41.5
		335	10	.2	41.7
		336	10	.2	41.9
		337	2	.0	41.9
		338	2	.0	41.9
		339	1	.0	41.9
		341	1	.0	42.0
		342	3	.0	42.0
		343	4	.1	42.1
		344	3	.0	42.1
		345	2	.0	42.2
		346	2	.0	42.2
		347	3	.0	42.2
		349	1	.0	42.3
		350	2	.0	42.3
		351	1	.0	42.3
		352	1	.0	42.3
		353	1	.0	42.3
		354	1	.0	42.4
		355	2	.0	42.4
		356	5	.1	42.5
		357	1	.0	42.5
		358	4	.1	42.6
		359	3	.0	42.6
		360	1	.0	42.6
		361	4	.1	42.7
		362	3	.0	42.7
		363	6	.1	42.8
		364	6	.1	42.9
		365	4	.1	43.0
		366	9	.1	43.1
		367	1	.0	43.2
		369	3	.0	43.2
		370	3	.0	43.3
		371	2	.0	43.3
		372	6	.1	43.4
		373	1	.0	43.4
		374	3	.0	43.5
		376	2	.0	43.5
		377	2	.0	43.5
		378	6	.1	43.6
		379	5	.1	43.7
		380	1	.0	43.7
		382	5	.1	43.8
		383	3	.0	43.8
		384	2	.0	43.9
		385	4	.1	43.9
		386	3	.0	44.0
		387	3	.0	44.0

Number of Days in Service

Year First Service		Frequency	Percent	Valid Percent	Cumulative Percent
2007	Valid	389	3	.0	44.1
		390	2	.0	44.1
		391	3	.0	44.2
		392	3	.0	44.2
		393	3	.0	44.3
		394	3	.0	44.3
		395	1	.0	44.3
		396	8	.1	44.5
		397	5	.1	44.5
		398	2	.0	44.6
		399	5	.1	44.7
		400	3	.0	44.7
		401	1	.0	44.7
		402	2	.0	44.8
		403	2	.0	44.8
		404	3	.0	44.8
		405	1	.0	44.9
		406	7	.1	45.0
		407	4	.1	45.0
		410	5	.1	45.1
		411	3	.0	45.2
		412	3	.0	45.2
		413	3	.0	45.3
		414	3	.0	45.3
		416	3	.0	45.4
		417	5	.1	45.4
		418	1	.0	45.5
		419	3	.0	45.5
		420	5	.1	45.6
		421	2	.0	45.6
		422	2	.0	45.7
		423	3	.0	45.7
		424	3	.0	45.8
		425	7	.1	45.9
		426	2	.0	45.9
		427	5	.1	46.0
		428	3	.0	46.0
		429	2	.0	46.1
		430	2	.0	46.1
		431	2	.0	46.1
		432	2	.0	46.2
		433	1	.0	46.2
		435	3	.0	46.2
		437	3	.0	46.3
		438	2	.0	46.3
		439	2	.0	46.3
		440	4	.1	46.4
		441	5	.1	46.5
		442	2	.0	46.5
		444	3	.0	46.6
		445	4	.1	46.6

Number of Days in Service

Year First Service		Frequency	Percent	Valid Percent	Cumulative Percent
2007	Valid	447	2	.0	46.7
		448	3	.0	46.7
		449	1	.0	46.7
		450	1	.0	46.8
		451	2	.0	46.8
		452	1	.0	46.8
		453	3	.0	46.9
		454	2	.0	46.9
		455	2	.0	46.9
		456	7	.1	47.0
		458	6	.1	47.1
		459	3	.0	47.2
		460	2	.0	47.2
		461	1	.0	47.2
		462	3	.0	47.3
		463	2	.0	47.3
		464	1	.0	47.3
		465	2	.0	47.4
		466	2	.0	47.4
		467	1	.0	47.4
		468	6	.1	47.5
		469	6	.1	47.6
		470	4	.1	47.7
		472	3	.0	47.7
		473	4	.1	47.8
		474	1	.0	47.8
		475	3	.0	47.8
		476	3	.0	47.9
		477	5	.1	48.0
		478	5	.1	48.1
		479	3	.0	48.1
		481	1	.0	48.1
		482	4	.1	48.2
		483	2	.0	48.2
		484	3	.0	48.3
		485	3	.0	48.3
		486	6	.1	48.4
		487	3	.0	48.5
		488	3	.0	48.5
		489	1	.0	48.5
		490	4	.1	48.6
		491	4	.1	48.7
		492	1	.0	48.7
		493	1	.0	48.7
		494	2	.0	48.7
		496	2	.0	48.8
		497	3	.0	48.8
		498	2	.0	48.8
		500	2	.0	48.9
		501	4	.1	48.9
		502	4	.1	49.0

Number of Days in Service

Year First Service		Frequency	Percent	Valid Percent	Cumulative Percent	
2007	Valid	504	4	.1	.1	49.1
		505	4	.1	.1	49.1
		506	1	.0	.0	49.2
		507	1	.0	.0	49.2
		508	1	.0	.0	49.2
		509	3	.0	.0	49.2
		510	3	.0	.0	49.3
		511	7	.1	.1	49.4
		512	3	.0	.0	49.5
		514	1	.0	.0	49.5
		515	1	.0	.0	49.5
		516	2	.0	.0	49.5
		517	6	.1	.1	49.6
		518	2	.0	.0	49.6
		519	5	.1	.1	49.7
		520	4	.1	.1	49.8
		521	4	.1	.1	49.9
		522	4	.1	.1	49.9
		524	3	.0	.0	50.0
		525	6	.1	.1	50.1
		526	3	.0	.0	50.1
		527	2	.0	.0	50.2
		528	3	.0	.0	50.2
		530	3	.0	.0	50.3
		531	2	.0	.0	50.3
		532	4	.1	.1	50.4
		533	1	.0	.0	50.4
		534	3	.0	.0	50.4
		535	1	.0	.0	50.4
		536	2	.0	.0	50.5
		537	3	.0	.0	50.5
		538	2	.0	.0	50.5
		539	5	.1	.1	50.6
		540	2	.0	.0	50.7
		541	1	.0	.0	50.7
		542	1	.0	.0	50.7
		543	3	.0	.0	50.7
		544	5	.1	.1	50.8
		545	2	.0	.0	50.9
		546	10	.2	.2	51.0
	547	3	.0	.0	51.1	
	548	4	.1	.1	51.1	
	549	2	.0	.0	51.2	
	550	3	.0	.0	51.2	
	551	2	.0	.0	51.3	
	552	2	.0	.0	51.3	
	553	3	.0	.0	51.3	
	554	4	.1	.1	51.4	
	555	1	.0	.0	51.4	
	557	3	.0	.0	51.5	
	558	1	.0	.0	51.5	

Number of Days in Service

Year First Service		Frequency	Percent	Valid Percent	Cumulative Percent
2007	Valid	559	1	.0	51.5
		560	3	.0	51.5
		561	3	.0	51.6
		562	2	.0	51.6
		563	2	.0	51.7
		564	1	.0	51.7
		566	4	.1	51.7
		567	6	.1	51.8
		568	7	.1	52.0
		569	1	.0	52.0
		570	1	.0	52.0
		571	4	.1	52.1
		572	2	.0	52.1
		573	1	.0	52.1
		574	5	.1	52.2
		575	3	.0	52.2
		576	2	.0	52.3
		577	4	.1	52.3
		578	14	.2	52.6
		579	1	.0	52.6
		580	6	.1	52.7
		581	2	.0	52.7
		582	3	.0	52.8
		584	1	.0	52.8
		585	2	.0	52.8
		587	3	.0	52.9
		588	1	.0	52.9
		589	5	.1	53.0
		591	1	.0	53.0
		592	2	.0	53.0
		593	4	.1	53.1
		594	3	.0	53.1
		595	5	.1	53.2
		596	6	.1	53.3
		597	3	.0	53.3
		598	3	.0	53.4
		600	6	.1	53.5
		602	2	.0	53.5
		603	4	.1	53.6
		604	1	.0	53.6
		605	2	.0	53.6
		606	2	.0	53.7
		607	2	.0	53.7
		608	5	.1	53.8
		609	15	.2	54.0
		610	2	.0	54.1
		611	1	.0	54.1
		612	1	.0	54.1
		613	2	.0	54.1
		614	3	.0	54.2
		615	2	.0	54.2

Number of Days in Service

Year First Service		Frequency	Percent	Valid Percent	Cumulative Percent
2007	Valid	616	4	.1	54.3
		617	3	.0	54.3
		618	5	.1	54.4
		620	1	.0	54.4
		621	4	.1	54.5
		622	4	.1	54.6
		623	2	.0	54.6
		624	3	.0	54.6
		626	2	.0	54.7
		627	4	.1	54.7
		628	2	.0	54.8
		629	2	.0	54.8
		630	3	.0	54.8
		631	3	.0	54.9
		632	2	.0	54.9
		633	3	.0	55.0
		634	3	.0	55.0
		635	4	.1	55.1
		636	2	.0	55.1
		637	8	.1	55.3
		638	3	.0	55.3
		639	9	.1	55.5
		640	5	.1	55.5
		641	2	.0	55.6
		642	4	.1	55.6
		643	5	.1	55.7
		644	7	.1	55.8
		645	4	.1	55.9
		646	1	.0	55.9
		647	2	.0	55.9
		648	3	.0	56.0
		649	1	.0	56.0
		650	2	.0	56.0
		651	5	.1	56.1
		652	1	.0	56.1
		653	3	.0	56.2
		654	1	.0	56.2
		656	6	.1	56.3
		657	3	.0	56.4
		658	4	.1	56.4
		659	9	.1	56.6
		660	2	.0	56.6
		661	3	.0	56.6
		662	2	.0	56.7
		663	4	.1	56.7
		664	3	.0	56.8
		665	5	.1	56.9
		666	5	.1	57.0
		667	3	.0	57.0
		668	1	.0	57.0
		669	5	.1	57.1

Number of Days in Service

Year First Service		Frequency	Percent	Valid Percent	Cumulative Percent
2007	Valid	670	12	.2	57.3
		671	2	.0	57.3
		672	8	.1	57.5
		673	3	.0	57.5
		674	1	.0	57.5
		675	1	.0	57.5
		676	2	.0	57.6
		677	3	.0	57.6
		679	4	.1	57.7
		680	3	.0	57.7
		681	4	.1	57.8
		682	4	.1	57.9
		683	5	.1	58.0
		684	3	.0	58.0
		685	3	.0	58.1
		686	6	.1	58.2
		687	3	.0	58.2
		688	3	.0	58.3
		689	2	.0	58.3
		690	2	.0	58.3
		691	6	.1	58.4
		692	4	.1	58.5
		693	3	.0	58.5
		694	3	.0	58.6
		695	4	.1	58.6
		697	3	.0	58.7
		698	2	.0	58.7
		699	6	.1	58.8
		700	14	.2	59.1
		701	8	.1	59.2
		702	4	.1	59.2
		703	2	.0	59.3
		704	4	.1	59.3
		705	4	.1	59.4
		706	4	.1	59.5
		707	5	.1	59.6
		708	5	.1	59.6
		709	1	.0	59.7
		710	3	.0	59.7
		711	3	.0	59.8
		712	3	.0	59.8
		713	6	.1	59.9
		714	4	.1	60.0
		715	2	.0	60.0
		716	3	.0	60.0
		717	5	.1	60.1
		718	1	.0	60.1
		719	2	.0	60.2
		720	3	.0	60.2
		721	3	.0	60.3
		722	7	.1	60.4

Number of Days in Service

Year First Service		Frequency	Percent	Valid Percent	Cumulative Percent
2007	Valid	723	3	.0	60.4
		724	5	.1	60.5
		725	3	.0	60.6
		726	3	.0	60.6
		727	11	.2	60.8
		728	5	.1	60.9
		729	3	.0	60.9
		730	6	.1	61.0
		731	14	.2	61.3
		732	1	.0	61.3
		733	5	.1	61.4
		734	5	.1	61.4
		735	3	.0	61.5
		736	9	.1	61.6
		737	1	.0	61.7
		738	3	.0	61.7
		739	4	.1	61.8
		740	6	.1	61.9
		741	3	.0	61.9
		742	8	.1	62.0
		743	11	.2	62.2
		744	3	.0	62.3
		745	3	.0	62.3
		746	2	.0	62.4
		747	9	.1	62.5
		748	3	.0	62.6
		749	10	.2	62.7
		750	4	.1	62.8
		751	5	.1	62.9
		752	5	.1	62.9
		753	4	.1	63.0
		754	2	.0	63.0
		755	5	.1	63.1
		756	7	.1	63.2
		757	3	.0	63.3
		758	5	.1	63.4
		759	4	.1	63.4
		760	3	.0	63.5
		761	14	.2	63.7
		762	17	.3	64.0
	763	8	.1	64.1	
	764	2	.0	64.2	
	765	5	.1	64.2	
	766	1	.0	64.3	
	767	1	.0	64.3	
	768	4	.1	64.3	
	769	5	.1	64.4	
	770	6	.1	64.5	
	771	1	.0	64.5	
	772	4	.1	64.6	
	773	2	.0	64.6	

Number of Days in Service

Year First Service		Frequency	Percent	Valid Percent	Cumulative Percent	
2007	Valid	774	9	.1	.1	64.8
		775	2	.0	.0	64.8
		776	9	.1	.1	65.0
		777	4	.1	.1	65.0
		778	7	.1	.1	65.1
		779	6	.1	.1	65.2
		780	3	.0	.0	65.3
		781	2	.0	.0	65.3
		782	4	.1	.1	65.4
		783	6	.1	.1	65.5
		784	12	.2	.2	65.7
		785	8	.1	.1	65.8
		786	3	.0	.0	65.9
		787	3	.0	.0	65.9
		788	2	.0	.0	65.9
		789	5	.1	.1	66.0
		790	15	.2	.2	66.3
		791	3	.0	.0	66.3
		792	13	.2	.2	66.5
		793	4	.1	.1	66.6
		794	5	.1	.1	66.7
		795	3	.0	.0	66.7
		796	4	.1	.1	66.8
		797	7	.1	.1	66.9
		798	4	.1	.1	67.0
		799	10	.2	.2	67.1
		800	1	.0	.0	67.1
		801	4	.1	.1	67.2
		802	4	.1	.1	67.3
		803	4	.1	.1	67.3
		804	6	.1	.1	67.4
		805	7	.1	.1	67.6
		806	5	.1	.1	67.6
		807	8	.1	.1	67.8
		808	1	.0	.0	67.8
		809	8	.1	.1	67.9
		810	4	.1	.1	68.0
		811	10	.2	.2	68.1
		812	11	.2	.2	68.3
		813	3	.0	.0	68.4
	814	8	.1	.1	68.5	
	815	5	.1	.1	68.6	
	816	3	.0	.0	68.6	
	817	4	.1	.1	68.7	
	818	5	.1	.1	68.8	
	819	6	.1	.1	68.9	
	820	3	.0	.0	68.9	
	821	7	.1	.1	69.0	
	822	13	.2	.2	69.3	
	823	8	.1	.1	69.4	
	824	3	.0	.0	69.4	

Number of Days in Service

Year First Service		Frequency	Percent	Valid Percent	Cumulative Percent
2007	Valid	825	7	.1	69.6
		826	4	.1	69.6
		827	5	.1	69.7
		828	8	.1	69.8
		829	4	.1	69.9
		830	5	.1	70.0
		832	1	.0	70.0
		833	6	.1	70.1
		834	4	.1	70.2
		835	8	.1	70.3
		836	3	.0	70.3
		837	2	.0	70.4
		838	5	.1	70.4
		839	3	.0	70.5
		840	9	.1	70.6
		841	3	.0	70.7
		842	10	.2	70.9
		844	5	.1	70.9
		845	6	.1	71.0
		846	6	.1	71.1
		847	11	.2	71.3
		848	3	.0	71.4
		849	3	.0	71.4
		850	7	.1	71.5
		851	7	.1	71.6
		852	3	.0	71.7
		853	18	.3	72.0
		854	10	.2	72.2
		855	11	.2	72.3
		856	2	.0	72.4
		857	3	.0	72.4
		859	5	.1	72.5
		860	5	.1	72.6
		861	6	.1	72.7
		862	5	.1	72.8
		863	1	.0	72.8
		864	2	.0	72.8
		865	4	.1	72.9
		866	5	.1	73.0
		867	5	.1	73.0
		868	4	.1	73.1
		869	10	.2	73.3
		870	2	.0	73.3
		871	4	.1	73.4
		872	6	.1	73.5
		873	6	.1	73.6
		874	5	.1	73.6
		875	4	.1	73.7
		876	4	.1	73.8
		877	4	.1	73.8
		878	4	.1	73.9

Number of Days in Service

Year First Service		Frequency	Percent	Valid Percent	Cumulative Percent	
2007	Valid	879	2	.0	.0	73.9
		880	3	.0	.0	74.0
		881	5	.1	.1	74.1
		882	12	.2	.2	74.3
		883	4	.1	.1	74.3
		884	19	.3	.3	74.6
		885	3	.0	.0	74.7
		886	3	.0	.0	74.7
		887	5	.1	.1	74.8
		888	7	.1	.1	74.9
		889	7	.1	.1	75.0
		890	6	.1	.1	75.1
		891	2	.0	.0	75.2
		892	5	.1	.1	75.3
		893	3	.0	.0	75.3
		894	5	.1	.1	75.4
		895	1	.0	.0	75.4
		896	5	.1	.1	75.5
		897	3	.0	.0	75.5
		898	4	.1	.1	75.6
		899	6	.1	.1	75.7
		900	7	.1	.1	75.8
		901	11	.2	.2	76.0
		902	7	.1	.1	76.1
		903	16	.3	.3	76.4
		904	2	.0	.0	76.4
		905	7	.1	.1	76.5
		906	2	.0	.0	76.5
		907	4	.1	.1	76.6
		908	7	.1	.1	76.7
		909	5	.1	.1	76.8
		910	5	.1	.1	76.9
		911	7	.1	.1	77.0
		912	5	.1	.1	77.1
	913	4	.1	.1	77.2	
	914	7	.1	.1	77.3	
	915	6	.1	.1	77.4	
	916	9	.1	.1	77.5	
	917	8	.1	.1	77.6	
	918	5	.1	.1	77.7	
	919	9	.1	.1	77.9	
	920	3	.0	.0	77.9	
	921	3	.0	.0	78.0	
	922	4	.1	.1	78.0	
	923	8	.1	.1	78.2	
	924	6	.1	.1	78.3	
	925	3	.0	.0	78.3	
	926	9	.1	.1	78.5	
	927	4	.1	.1	78.5	
	928	4	.1	.1	78.6	
	929	1	.0	.0	78.6	

Number of Days in Service

Year First Service		Frequency	Percent	Valid Percent	Cumulative Percent	
2007	Valid	930	14	.2	.2	78.8
		931	7	.1	.1	79.0
		932	4	.1	.1	79.0
		933	5	.1	.1	79.1
		934	6	.1	.1	79.2
		935	2	.0	.0	79.2
		936	6	.1	.1	79.3
		937	3	.0	.0	79.4
		938	5	.1	.1	79.5
		939	11	.2	.2	79.6
		940	9	.1	.1	79.8
		941	7	.1	.1	79.9
		942	2	.0	.0	79.9
		943	10	.2	.2	80.1
		944	7	.1	.1	80.2
		945	20	.3	.3	80.5
		946	8	.1	.1	80.7
		947	5	.1	.1	80.8
		948	4	.1	.1	80.8
		949	3	.0	.0	80.9
		950	5	.1	.1	80.9
		951	11	.2	.2	81.1
		952	10	.2	.2	81.3
		953	8	.1	.1	81.4
		954	8	.1	.1	81.6
		955	4	.1	.1	81.6
		956	9	.1	.1	81.8
		957	3	.0	.0	81.8
		958	3	.0	.0	81.9
		959	4	.1	.1	81.9
		960	11	.2	.2	82.1
		961	2	.0	.0	82.1
		962	2	.0	.0	82.2
		963	3	.0	.0	82.2
		964	4	.1	.1	82.3
		965	10	.2	.2	82.5
		966	11	.2	.2	82.6
		967	8	.1	.1	82.8
		968	7	.1	.1	82.9
		969	2	.0	.0	82.9
	970	7	.1	.1	83.0	
	971	3	.0	.0	83.1	
	972	7	.1	.1	83.2	
	973	9	.1	.1	83.3	
	974	13	.2	.2	83.5	
	975	5	.1	.1	83.6	
	976	5	.1	.1	83.7	
	977	5	.1	.1	83.8	
	978	12	.2	.2	84.0	
	979	7	.1	.1	84.1	
	980	10	.2	.2	84.3	

Number of Days in Service

Year First Service		Frequency	Percent	Valid Percent	Cumulative Percent
2007	Valid	981	10	.2	84.4
		982	7	.1	84.5
		983	4	.1	84.6
		984	4	.1	84.7
		985	7	.1	84.8
		986	12	.2	85.0
		987	14	.2	85.2
		988	7	.1	85.3
		989	7	.1	85.4
		990	1	.0	85.5
		991	2	.0	85.5
		992	6	.1	85.6
		993	6	.1	85.7
		994	11	.2	85.9
		995	5	.1	86.0
		996	6	.1	86.1
		997	5	.1	86.1
		998	5	.1	86.2
		999	5	.1	86.3
		1000	11	.2	86.5
		1001	14	.2	86.7
		1002	7	.1	86.8
		1003	8	.1	87.0
		1004	19	.3	87.3
		1005	11	.2	87.4
		1006	11	.2	87.6
		1007	8	.1	87.8
		1008	8	.1	87.9
		1009	8	.1	88.0
		1010	6	.1	88.1
		1011	3	.0	88.2
		1012	4	.1	88.2
		1013	10	.2	88.4
		1014	14	.2	88.6
		1015	18	.3	88.9
		1016	14	.2	89.1
		1017	7	.1	89.3
		1018	7	.1	89.4
		1019	3	.0	89.4
		1020	4	.1	89.5
		1021	17	.3	89.8
		1022	18	.3	90.1
		1023	6	.1	90.2
		1024	2	.0	90.2
		1025	5	.1	90.3
		1026	9	.1	90.4
		1027	8	.1	90.5
		1028	8	.1	90.7
		1029	13	.2	90.9
		1030	9	.1	91.0
		1031	6	.1	91.1

Number of Days in Service

Year First Service		Frequency	Percent	Valid Percent	Cumulative Percent
2007	Valid	1032	5	.1	91.2
		1033	8	.1	91.3
		1034	15	.2	91.6
		1035	28	.5	92.1
		1036	9	.1	92.2
		1037	10	.2	92.4
		1038	10	.2	92.5
		1039	5	.1	92.6
		1040	5	.1	92.7
		1041	7	.1	92.8
		1042	15	.2	93.0
		1043	14	.2	93.3
		1044	14	.2	93.5
		1045	5	.1	93.6
		1046	8	.1	93.7
		1047	4	.1	93.8
		1048	7	.1	93.9
		1049	13	.2	94.1
		1050	11	.2	94.3
		1051	7	.1	94.4
		1052	1	.0	94.4
		1053	7	.1	94.5
		1054	2	.0	94.6
		1055	12	.2	94.8
		1056	10	.2	94.9
		1057	18	.3	95.2
		1058	10	.2	95.4
		1059	6	.1	95.5
		1060	4	.1	95.6
		1061	7	.1	95.7
		1062	6	.1	95.8
		1063	15	.2	96.0
		1064	22	.4	96.4
		1065	97	1.6	98.0
		1066	6	.1	98.1
		1067	4	.1	98.1
		1068	5	.1	98.2
		1069	4	.1	98.3
		1070	10	.2	98.4
		1071	8	.1	98.6
		1072	4	.1	98.6
		1073	4	.1	98.7
		1074	2	.0	98.7
		1075	3	.0	98.8
		1076	5	.1	98.9
		1077	7	.1	99.0
		1078	12	.2	99.2
		1079	5	.1	99.2
		1080	5	.1	99.3
		1081	3	.0	99.4
		1082	1	.0	99.4

Number of Days in Service

Year First Service		Frequency	Percent	Valid Percent	Cumulative Percent	
2007	Valid	1083	5	.1	.1	99.5
		1084	5	.1	.1	99.6
		1085	6	.1	.1	99.7
		1086	2	.0	.0	99.7
		1087	4	.1	.1	99.8
		1088	1	.0	.0	99.8
		1089	3	.0	.0	99.8
		1090	1	.0	.0	99.8
		1092	4	.1	.1	99.9
		1093	5	.1	.1	100.0
		1094	1	.0	.0	100.0
		Total	6115	100.0	100.0	

Number of Days in Service

Year First Service		Frequency	Percent	Valid Percent	Cumulative Percent	
2008	Valid	0	1011	22.8	22.8	22.8
		1	11	.2	.2	23.1
		2	13	.3	.3	23.4
		3	12	.3	.3	23.6
		4	6	.1	.1	23.8
		5	11	.2	.2	24.0
		6	10	.2	.2	24.2
		7	12	.3	.3	24.5
		8	8	.2	.2	24.7
		9	7	.2	.2	24.8
		10	9	.2	.2	25.0
		11	4	.1	.1	25.1
		12	2	.0	.0	25.2
		13	4	.1	.1	25.3
		14	32	.7	.7	26.0
		15	8	.2	.2	26.2
		16	2	.0	.0	26.2
		17	1	.0	.0	26.2
		18	5	.1	.1	26.4
		19	6	.1	.1	26.5
		20	7	.2	.2	26.6
		21	17	.4	.4	27.0
		22	8	.2	.2	27.2
		23	6	.1	.1	27.3
		24	6	.1	.1	27.5
		25	2	.0	.0	27.5
		26	10	.2	.2	27.8
		27	5	.1	.1	27.9
		28	13	.3	.3	28.2
		29	16	.4	.4	28.5
		30	27	.6	.6	29.1
		31	35	.8	.8	29.9
		32	4	.1	.1	30.0
		33	3	.1	.1	30.1
		34	9	.2	.2	30.3
		35	16	.4	.4	30.6
		36	4	.1	.1	30.7
		37	5	.1	.1	30.8
		38	3	.1	.1	30.9
		39	1	.0	.0	30.9
		40	3	.1	.1	31.0
		41	8	.2	.2	31.2
		42	6	.1	.1	31.3
		43	7	.2	.2	31.5
		44	3	.1	.1	31.5
		45	3	.1	.1	31.6
		46	3	.1	.1	31.7
		47	4	.1	.1	31.8
		48	7	.2	.2	31.9
		49	12	.3	.3	32.2
		50	2	.0	.0	32.2

Number of Days in Service

Year First Service		Frequency	Percent	Valid Percent	Cumulative Percent	
2008	Valid	51	4	.1	.1	32.3
		52	3	.1	.1	32.4
		53	3	.1	.1	32.5
		54	4	.1	.1	32.6
		55	1	.0	.0	32.6
		56	18	.4	.4	33.0
		57	4	.1	.1	33.1
		58	3	.1	.1	33.1
		59	4	.1	.1	33.2
		60	18	.4	.4	33.6
		61	22	.5	.5	34.1
		62	12	.3	.3	34.4
		63	14	.3	.3	34.7
		64	3	.1	.1	34.8
		65	2	.0	.0	34.8
		66	2	.0	.0	34.9
		67	3	.1	.1	35.0
		68	3	.1	.1	35.0
		69	4	.1	.1	35.1
		70	10	.2	.2	35.3
		71	1	.0	.0	35.4
		72	2	.0	.0	35.4
		73	1	.0	.0	35.4
		74	6	.1	.1	35.6
		75	3	.1	.1	35.6
		76	5	.1	.1	35.7
		77	4	.1	.1	35.8
		78	6	.1	.1	36.0
		79	2	.0	.0	36.0
		80	2	.0	.0	36.1
		81	2	.0	.0	36.1
		82	3	.1	.1	36.2
		83	6	.1	.1	36.3
		84	4	.1	.1	36.4
		85	3	.1	.1	36.5
		86	3	.1	.1	36.5
		87	4	.1	.1	36.6
		88	8	.2	.2	36.8
		89	5	.1	.1	36.9
		90	11	.2	.2	37.2
	91	31	.7	.7	37.9	
	92	20	.5	.5	38.3	
	93	2	.0	.0	38.4	
	94	1	.0	.0	38.4	
	95	6	.1	.1	38.5	
	96	2	.0	.0	38.6	
	97	3	.1	.1	38.6	
	98	7	.2	.2	38.8	
	99	5	.1	.1	38.9	
	100	5	.1	.1	39.0	
	101	4	.1	.1	39.1	

Number of Days in Service

Year First Service		Frequency	Percent	Valid Percent	Cumulative Percent
2008	Valid	102	.2	.0	39.1
		103	.8	.2	39.3
		104	10	.2	39.6
		105	6	.1	39.7
		106	2	.0	39.7
		107	1	.0	39.8
		108	2	.0	39.8
		109	4	.1	39.9
		110	2	.0	39.9
		111	3	.1	40.0
		112	7	.2	40.2
		113	3	.1	40.2
		114	2	.0	40.3
		115	4	.1	40.4
		116	1	.0	40.4
		117	5	.1	40.5
		118	6	.1	40.6
		119	8	.2	40.8
		120	6	.1	41.0
		121	8	.2	41.1
		122	10	.2	41.4
		123	8	.2	41.5
		124	5	.1	41.7
		125	8	.2	41.8
		126	10	.2	42.1
		127	7	.2	42.2
		128	2	.0	42.3
		129	5	.1	42.4
		131	2	.0	42.4
		132	3	.1	42.5
		133	3	.1	42.6
		134	4	.1	42.6
		135	3	.1	42.7
		136	5	.1	42.8
		137	8	.2	43.0
		138	3	.1	43.1
		139	1	.0	43.1
		140	6	.1	43.2
		141	6	.1	43.4
		142	2	.0	43.4
		144	2	.0	43.5
		145	4	.1	43.5
		146	10	.2	43.8
		147	6	.1	43.9
		148	5	.1	44.0
		149	3	.1	44.1
		150	3	.1	44.2
		151	8	.2	44.3
		152	10	.2	44.6
		153	15	.3	44.9
		154	5	.1	45.0

Number of Days in Service

Year First Service		Frequency	Percent	Valid Percent	Cumulative Percent	
2008	Valid	155	6	.1	.1	45.1
		156	2	.0	.0	45.2
		157	6	.1	.1	45.3
		158	7	.2	.2	45.5
		159	3	.1	.1	45.6
		160	3	.1	.1	45.6
		161	4	.1	.1	45.7
		162	3	.1	.1	45.8
		163	3	.1	.1	45.8
		164	1	.0	.0	45.9
		165	4	.1	.1	46.0
		166	4	.1	.1	46.1
		167	4	.1	.1	46.1
		168	4	.1	.1	46.2
		169	1	.0	.0	46.3
		170	3	.1	.1	46.3
		171	2	.0	.0	46.4
		172	5	.1	.1	46.5
		173	3	.1	.1	46.5
		174	3	.1	.1	46.6
		175	5	.1	.1	46.7
		176	5	.1	.1	46.8
		177	5	.1	.1	47.0
		178	3	.1	.1	47.0
		179	7	.2	.2	47.2
		180	3	.1	.1	47.2
		181	7	.2	.2	47.4
		182	7	.2	.2	47.6
		183	5	.1	.1	47.7
		184	3	.1	.1	47.7
		185	4	.1	.1	47.8
		186	4	.1	.1	47.9
		187	5	.1	.1	48.0
		189	7	.2	.2	48.2
	190	5	.1	.1	48.3	
	191	9	.2	.2	48.5	
	192	2	.0	.0	48.6	
	193	2	.0	.0	48.6	
	194	1	.0	.0	48.6	
	195	2	.0	.0	48.7	
	196	5	.1	.1	48.8	
	197	4	.1	.1	48.9	
	198	6	.1	.1	49.0	
	199	4	.1	.1	49.1	
	200	2	.0	.0	49.1	
	201	2	.0	.0	49.2	
	202	5	.1	.1	49.3	
	203	6	.1	.1	49.4	
	204	1	.0	.0	49.5	
	205	4	.1	.1	49.5	
	206	2	.0	.0	49.6	

Number of Days in Service

Year First Service		Frequency	Percent	Valid Percent	Cumulative Percent	
2008	Valid	207	2	.0	.0	49.6
		208	3	.1	.1	49.7
		209	7	.2	.2	49.9
		210	3	.1	.1	49.9
		211	4	.1	.1	50.0
		212	10	.2	.2	50.2
		213	8	.2	.2	50.4
		214	13	.3	.3	50.7
		215	4	.1	.1	50.8
		216	1	.0	.0	50.8
		217	10	.2	.2	51.1
		218	2	.0	.0	51.1
		219	2	.0	.0	51.2
		220	5	.1	.1	51.3
		221	2	.0	.0	51.3
		222	4	.1	.1	51.4
		223	8	.2	.2	51.6
		224	4	.1	.1	51.7
		225	7	.2	.2	51.8
		226	4	.1	.1	51.9
		227	3	.1	.1	52.0
		228	3	.1	.1	52.1
		229	3	.1	.1	52.1
		230	3	.1	.1	52.2
		231	3	.1	.1	52.3
		232	1	.0	.0	52.3
		233	2	.0	.0	52.3
		234	6	.1	.1	52.5
		235	2	.0	.0	52.5
		236	5	.1	.1	52.6
		237	1	.0	.0	52.6
		238	8	.2	.2	52.8
		239	1	.0	.0	52.8
	240	3	.1	.1	52.9	
	241	5	.1	.1	53.0	
	242	11	.2	.2	53.3	
	243	13	.3	.3	53.6	
	244	10	.2	.2	53.8	
	245	7	.2	.2	53.9	
	246	9	.2	.2	54.2	
	247	3	.1	.1	54.2	
	248	2	.0	.0	54.3	
	249	2	.0	.0	54.3	
	250	3	.1	.1	54.4	
	251	3	.1	.1	54.4	
	252	3	.1	.1	54.5	
	255	1	.0	.0	54.5	
	256	3	.1	.1	54.6	
	257	6	.1	.1	54.7	
	258	2	.0	.0	54.8	
	259	3	.1	.1	54.9	

Number of Days in Service

Year First Service		Frequency	Percent	Valid Percent	Cumulative Percent	
2008	Valid	260	6	.1	.1	55.0
		261	2	.0	.0	55.0
		262	1	.0	.0	55.1
		263	5	.1	.1	55.2
		264	1	.0	.0	55.2
		265	4	.1	.1	55.3
		266	11	.2	.2	55.5
		267	3	.1	.1	55.6
		269	4	.1	.1	55.7
		270	2	.0	.0	55.7
		271	6	.1	.1	55.9
		272	4	.1	.1	56.0
		273	15	.3	.3	56.3
		274	17	.4	.4	56.7
		275	6	.1	.1	56.8
		276	5	.1	.1	56.9
		277	3	.1	.1	57.0
		278	2	.0	.0	57.0
		279	6	.1	.1	57.2
		280	3	.1	.1	57.2
		281	3	.1	.1	57.3
		282	3	.1	.1	57.4
		283	1	.0	.0	57.4
		284	1	.0	.0	57.4
		285	1	.0	.0	57.4
		286	2	.0	.0	57.5
		287	6	.1	.1	57.6
		288	5	.1	.1	57.7
		289	3	.1	.1	57.8
		290	5	.1	.1	57.9
		291	5	.1	.1	58.0
		292	1	.0	.0	58.1
	293	2	.0	.0	58.1	
	294	5	.1	.1	58.2	
	295	4	.1	.1	58.3	
	296	2	.0	.0	58.3	
	297	1	.0	.0	58.4	
	298	3	.1	.1	58.4	
	299	2	.0	.0	58.5	
	300	5	.1	.1	58.6	
	301	4	.1	.1	58.7	
	302	3	.1	.1	58.8	
	303	12	.3	.3	59.0	
	304	14	.3	.3	59.3	
	305	4	.1	.1	59.4	
	306	7	.2	.2	59.6	
	308	6	.1	.1	59.7	
	309	4	.1	.1	59.8	
	310	3	.1	.1	59.9	
	311	1	.0	.0	59.9	
	312	1	.0	.0	59.9	

Number of Days in Service

Year First Service		Frequency	Percent	Valid Percent	Cumulative Percent	
2008	Valid	313	4	.1	.1	60.0
		314	5	.1	.1	60.1
		315	2	.0	.0	60.2
		316	5	.1	.1	60.3
		317	3	.1	.1	60.4
		318	2	.0	.0	60.4
		319	2	.0	.0	60.4
		320	3	.1	.1	60.5
		321	7	.2	.2	60.7
		322	9	.2	.2	60.9
		323	1	.0	.0	60.9
		324	5	.1	.1	61.0
		325	5	.1	.1	61.1
		327	4	.1	.1	61.2
		328	5	.1	.1	61.3
		329	6	.1	.1	61.5
		330	2	.0	.0	61.5
		331	3	.1	.1	61.6
		332	2	.0	.0	61.6
		333	1	.0	.0	61.6
		334	15	.3	.3	62.0
		335	23	.5	.5	62.5
		336	9	.2	.2	62.7
		337	9	.2	.2	62.9
		338	4	.1	.1	63.0
		339	4	.1	.1	63.1
		340	2	.0	.0	63.1
		341	2	.0	.0	63.2
		342	4	.1	.1	63.3
		343	2	.0	.0	63.3
		344	6	.1	.1	63.4
		345	3	.1	.1	63.5
		346	3	.1	.1	63.6
		347	4	.1	.1	63.7
		348	9	.2	.2	63.9
		349	5	.1	.1	64.0
	350	9	.2	.2	64.2	
	351	5	.1	.1	64.3	
	352	6	.1	.1	64.4	
	353	4	.1	.1	64.5	
	354	2	.0	.0	64.6	
	355	4	.1	.1	64.7	
	356	3	.1	.1	64.7	
	357	10	.2	.2	65.0	
	358	4	.1	.1	65.0	
	359	6	.1	.1	65.2	
	360	4	.1	.1	65.3	
	361	3	.1	.1	65.3	
	362	8	.2	.2	65.5	
	363	2	.0	.0	65.6	
	364	9	.2	.2	65.8	

Number of Days in Service

Year First Service		Frequency	Percent	Valid Percent	Cumulative Percent
2008	Valid	365	.8	.8	66.6
		366	.2	.2	66.8
		367	.1	.1	66.9
		368	.1	.1	67.0
		369	.1	.1	67.1
		370	.1	.1	67.2
		371	.1	.1	67.3
		372	.1	.1	67.4
		373	.1	.1	67.5
		374	.2	.2	67.7
		375	.1	.1	67.8
		376	.1	.1	67.9
		377	.2	.2	68.1
		378	.1	.1	68.1
		379	.1	.1	68.3
		380	.1	.1	68.4
		381	.0	.0	68.4
		382	.0	.0	68.5
		383	.1	.1	68.5
		384	.1	.1	68.7
		385	.2	.2	68.9
		386	.1	.1	69.0
		387	.1	.1	69.1
		388	.1	.1	69.2
		389	.2	.2	69.4
		390	.1	.1	69.5
		391	.1	.1	69.6
		392	.1	.1	69.8
		393	.2	.2	70.0
		394	.1	.1	70.1
		395	.5	.5	70.7
		396	.5	.5	71.2
		397	.2	.2	71.4
		398	.1	.1	71.5
		399	.1	.1	71.6
		400	.1	.1	71.7
		401	.1	.1	71.8
		402	.1	.1	71.9
		403	.1	.1	72.0
		404	.1	.1	72.0
		405	.1	.1	72.1
		406	.1	.1	72.2
		407	.1	.1	72.3
		408	.1	.1	72.4
		409	.1	.1	72.6
		410	.1	.1	72.7
		411	.1	.1	72.8
		412	.1	.1	72.9
		413	.2	.2	73.0
		414	.1	.1	73.1
		415	.0	.0	73.2

Number of Days in Service

Year First Service		Frequency	Percent	Valid Percent	Cumulative Percent
2008	Valid	417	3	.1	73.2
		418	2	.0	73.3
		419	5	.1	73.4
		420	6	.1	73.5
		421	5	.1	73.6
		422	3	.1	73.7
		423	4	.1	73.8
		424	5	.1	73.9
		425	10	.2	74.1
		426	31	.7	74.8
		427	9	.2	75.0
		428	7	.2	75.2
		429	2	.0	75.2
		431	2	.0	75.3
		432	3	.1	75.4
		433	6	.1	75.5
		434	5	.1	75.6
		435	10	.2	75.8
		436	1	.0	75.9
		437	1	.0	75.9
		438	4	.1	76.0
		439	2	.0	76.0
		440	7	.2	76.2
		441	6	.1	76.3
		442	3	.1	76.4
		443	4	.1	76.5
		444	6	.1	76.6
		445	4	.1	76.7
		446	5	.1	76.8
		447	2	.0	76.9
		448	5	.1	77.0
		449	5	.1	77.1
		450	4	.1	77.2
		451	4	.1	77.3
		452	2	.0	77.3
		453	4	.1	77.4
		454	4	.1	77.5
		455	7	.2	77.6
		456	22	.5	78.1
		457	12	.3	78.4
		458	3	.1	78.5
		459	3	.1	78.5
		460	3	.1	78.6
		461	6	.1	78.7
		462	8	.2	78.9
		463	3	.1	79.0
		464	5	.1	79.1
		465	4	.1	79.2
		466	3	.1	79.3
		467	3	.1	79.3
		468	2	.0	79.4

Number of Days in Service

Year First Service		Frequency	Percent	Valid Percent	Cumulative Percent
2008	Valid	469	2	.0	79.4
		470	3	.1	79.5
		471	3	.1	79.6
		472	2	.0	79.6
		473	2	.0	79.6
		476	4	.1	79.7
		477	2	.0	79.8
		478	3	.1	79.9
		479	2	.0	79.9
		480	3	.1	80.0
		481	4	.1	80.1
		482	3	.1	80.1
		483	10	.2	80.3
		484	5	.1	80.5
		485	1	.0	80.5
		486	12	.3	80.8
		487	17	.4	81.1
		488	8	.2	81.3
		489	5	.1	81.4
		490	8	.2	81.6
		491	7	.2	81.8
		492	2	.0	81.8
		493	3	.1	81.9
		495	4	.1	82.0
		496	2	.0	82.0
		497	2	.0	82.1
		498	2	.0	82.1
		499	4	.1	82.2
		500	3	.1	82.3
		501	2	.0	82.3
		502	1	.0	82.3
		503	4	.1	82.4
		504	3	.1	82.5
		505	2	.0	82.5
		506	4	.1	82.6
		507	2	.0	82.7
		508	2	.0	82.7
		509	1	.0	82.7
		510	2	.0	82.8
		511	3	.1	82.9
		512	7	.2	83.0
		513	5	.1	83.1
		514	2	.0	83.2
		515	2	.0	83.2
		516	3	.1	83.3
		517	9	.2	83.5
		518	24	.5	84.0
		519	5	.1	84.1
		520	2	.0	84.2
		521	1	.0	84.2
		522	4	.1	84.3

Number of Days in Service

Year First Service		Frequency	Percent	Valid Percent	Cumulative Percent
2008	Valid	523	4	.1	84.4
		524	6	.1	84.5
		525	4	.1	84.6
		526	4	.1	84.7
		527	3	.1	84.8
		528	5	.1	84.9
		529	2	.0	84.9
		530	7	.2	85.1
		531	5	.1	85.2
		532	7	.2	85.4
		533	4	.1	85.4
		534	1	.0	85.5
		535	2	.0	85.5
		536	3	.1	85.6
		537	2	.0	85.6
		538	2	.0	85.7
		539	4	.1	85.8
		540	1	.0	85.8
		541	1	.0	85.8
		542	1	.0	85.8
		543	4	.1	85.9
		544	3	.1	86.0
		545	3	.1	86.1
		546	6	.1	86.2
		547	7	.2	86.3
		548	17	.4	86.7
		549	9	.2	86.9
		550	2	.0	87.0
		551	7	.2	87.1
		552	10	.2	87.4
		553	2	.0	87.4
		554	3	.1	87.5
		555	1	.0	87.5
		556	2	.0	87.5
		557	1	.0	87.6
		558	2	.0	87.6
		559	2	.0	87.7
		560	5	.1	87.8
		561	4	.1	87.9
		562	4	.1	88.0
		563	1	.0	88.0
		564	5	.1	88.1
		565	2	.0	88.1
		566	7	.2	88.3
		567	2	.0	88.3
		568	1	.0	88.4
		569	1	.0	88.4
		571	1	.0	88.4
		572	1	.0	88.4
		573	4	.1	88.5
		574	5	.1	88.6

Number of Days in Service

Year First Service		Frequency	Percent	Valid Percent	Cumulative Percent
2008	Valid	575	5	.1	88.7
		576	5	.1	88.9
		577	3	.1	88.9
		578	8	.2	89.1
		579	26	.6	89.7
		580	4	.1	89.8
		581	3	.1	89.8
		582	1	.0	89.9
		583	2	.0	89.9
		584	1	.0	89.9
		586	4	.1	90.0
		588	6	.1	90.2
		589	2	.0	90.2
		590	2	.0	90.3
		591	2	.0	90.3
		592	1	.0	90.3
		594	2	.0	90.4
		595	4	.1	90.5
		596	4	.1	90.5
		597	1	.0	90.6
		598	4	.1	90.7
		599	1	.0	90.7
		600	1	.0	90.7
		601	7	.2	90.9
		602	6	.1	91.0
		603	1	.0	91.0
		604	1	.0	91.0
		605	3	.1	91.1
		606	1	.0	91.1
		607	1	.0	91.2
		608	2	.0	91.2
		609	25	.6	91.8
		610	6	.1	91.9
		611	4	.1	92.0
		613	1	.0	92.0
		615	4	.1	92.1
		616	2	.0	92.1
		617	5	.1	92.3
		618	3	.1	92.3
		619	2	.0	92.4
		620	2	.0	92.4
		621	2	.0	92.5
		622	5	.1	92.6
		623	4	.1	92.7
		624	2	.0	92.7
		625	1	.0	92.7
		626	1	.0	92.8
		627	3	.1	92.8
		628	3	.1	92.9
		629	3	.1	93.0
		630	5	.1	93.1

Number of Days in Service

Year First Service		Frequency	Percent	Valid Percent	Cumulative Percent	
2008	Valid	631	5	.1	.1	93.2
		632	2	.0	.0	93.2
		633	1	.0	.0	93.3
		634	2	.0	.0	93.3
		635	3	.1	.1	93.4
		636	5	.1	.1	93.5
		637	3	.1	.1	93.5
		638	2	.0	.0	93.6
		639	9	.2	.2	93.8
		640	18	.4	.4	94.2
		641	1	.0	.0	94.2
		642	1	.0	.0	94.2
		643	3	.1	.1	94.3
		644	6	.1	.1	94.4
		645	4	.1	.1	94.5
		646	2	.0	.0	94.6
		647	1	.0	.0	94.6
		648	3	.1	.1	94.7
		649	1	.0	.0	94.7
		650	6	.1	.1	94.8
		651	3	.1	.1	94.9
		652	2	.0	.0	94.9
		653	1	.0	.0	95.0
		654	1	.0	.0	95.0
		655	4	.1	.1	95.1
		656	1	.0	.0	95.1
		657	1	.0	.0	95.1
		658	3	.1	.1	95.2
		659	1	.0	.0	95.2
		661	1	.0	.0	95.2
		662	1	.0	.0	95.3
		663	3	.1	.1	95.3
		664	4	.1	.1	95.4
		665	7	.2	.2	95.6
		666	2	.0	.0	95.6
	667	5	.1	.1	95.7	
	669	20	.5	.5	96.2	
	670	16	.4	.4	96.5	
	671	6	.1	.1	96.7	
	672	1	.0	.0	96.7	
	673	1	.0	.0	96.7	
	674	3	.1	.1	96.8	
	675	3	.1	.1	96.9	
	676	3	.1	.1	96.9	
	677	1	.0	.0	97.0	
	678	4	.1	.1	97.0	
	679	2	.0	.0	97.1	
	680	2	.0	.0	97.1	
	681	2	.0	.0	97.2	
	684	2	.0	.0	97.2	
	685	1	.0	.0	97.2	

Number of Days in Service

Year First Service		Frequency	Percent	Valid Percent	Cumulative Percent	
2008	Valid	686	3	.1	.1	97.3
		687	1	.0	.0	97.3
		688	1	.0	.0	97.4
		689	2	.0	.0	97.4
		690	1	.0	.0	97.4
		691	1	.0	.0	97.5
		693	2	.0	.0	97.5
		694	3	.1	.1	97.6
		696	2	.0	.0	97.6
		697	3	.1	.1	97.7
		698	1	.0	.0	97.7
		699	3	.1	.1	97.8
		700	75	1.7	1.7	99.5
		701	1	.0	.0	99.5
		702	2	.0	.0	99.5
		703	2	.0	.0	99.6
		706	3	.1	.1	99.6
		707	2	.0	.0	99.7
		713	2	.0	.0	99.7
		714	4	.1	.1	99.8
		715	2	.0	.0	99.9
		718	1	.0	.0	99.9
		719	1	.0	.0	99.9
		721	2	.0	.0	100.0
		722	1	.0	.0	100.0
		726	1	.0	.0	100.0
		Total	4432	100.0	100.0	

Number of Days in Service

Year First Service		Frequency	Percent	Valid Percent	Cumulative Percent	
2009	Valid	0	1750	40.8	40.8	40.8
		1	22	.5	.5	41.3
		2	19	.4	.4	41.7
		3	8	.2	.2	41.9
		4	5	.1	.1	42.0
		5	7	.2	.2	42.2
		6	15	.3	.3	42.5
		7	34	.8	.8	43.3
		8	19	.4	.4	43.8
		9	13	.3	.3	44.1
		10	10	.2	.2	44.3
		11	10	.2	.2	44.5
		12	13	.3	.3	44.8
		13	14	.3	.3	45.2
		14	56	1.3	1.3	46.5
		15	15	.3	.3	46.8
		16	17	.4	.4	47.2
		17	9	.2	.2	47.4
		18	5	.1	.1	47.5
		19	11	.3	.3	47.8
		20	19	.4	.4	48.2
		21	30	.7	.7	48.9
		22	15	.3	.3	49.3
		23	9	.2	.2	49.5
		24	11	.3	.3	49.8
		25	12	.3	.3	50.0
		26	14	.3	.3	50.4
		27	11	.3	.3	50.6
		28	35	.8	.8	51.4
		29	22	.5	.5	51.9
		30	57	1.3	1.3	53.3
		31	36	.8	.8	54.1
		32	12	.3	.3	54.4
		33	13	.3	.3	54.7
		34	14	.3	.3	55.0
		35	22	.5	.5	55.5
		36	13	.3	.3	55.8
		37	9	.2	.2	56.0
		38	6	.1	.1	56.2
		39	7	.2	.2	56.3
		40	9	.2	.2	56.6
		41	12	.3	.3	56.8
		42	17	.4	.4	57.2
		43	9	.2	.2	57.4
		44	9	.2	.2	57.7
		45	4	.1	.1	57.7
		46	7	.2	.2	57.9
		47	7	.2	.2	58.1
		48	8	.2	.2	58.3
		49	13	.3	.3	58.6
		50	6	.1	.1	58.7

Number of Days in Service

Year First Service		Frequency	Percent	Valid Percent	Cumulative Percent
2009	Valid	51	7	.2	58.9
		52	13	.3	59.2
		53	4	.1	59.3
		54	6	.1	59.4
		55	14	.3	59.7
		56	25	.6	60.3
		57	6	.1	60.4
		58	7	.2	60.6
		59	20	.5	61.1
		60	15	.3	61.4
		61	51	1.2	62.6
		62	13	.3	62.9
		63	16	.4	63.3
		64	6	.1	63.4
		65	4	.1	63.5
		66	3	.1	63.6
		67	10	.2	63.8
		68	1	.0	63.8
		69	6	.1	64.0
		70	11	.3	64.2
		71	5	.1	64.4
		72	4	.1	64.5
		73	9	.2	64.7
		74	5	.1	64.8
		75	7	.2	64.9
		76	12	.3	65.2
		77	19	.4	65.7
		78	10	.2	65.9
		79	3	.1	66.0
		80	2	.0	66.0
		81	8	.2	66.2
		82	7	.2	66.4
		83	10	.2	66.6
		84	12	.3	66.9
		85	13	.3	67.2
		86	5	.1	67.3
		87	2	.0	67.3
		88	9	.2	67.6
		89	6	.1	67.7
		90	11	.3	67.9
		91	46	1.1	69.0
		92	24	.6	69.6
		93	8	.2	69.8
		94	5	.1	69.9
		95	4	.1	70.0
		96	5	.1	70.1
		97	6	.1	70.2
		98	17	.4	70.6
		99	12	.3	70.9
		100	5	.1	71.0
		101	9	.2	71.2

Number of Days in Service

Year First Service		Frequency	Percent	Valid Percent	Cumulative Percent
2009	Valid	102	2	.0	71.3
		103	8	.2	71.5
		104	6	.1	71.6
		105	14	.3	71.9
		106	5	.1	72.0
		107	5	.1	72.2
		108	5	.1	72.3
		109	6	.1	72.4
		111	14	.3	72.7
		112	8	.2	72.9
		113	5	.1	73.0
		114	6	.1	73.2
		115	4	.1	73.3
		116	4	.1	73.4
		117	4	.1	73.5
		118	5	.1	73.6
		119	15	.3	73.9
		120	17	.4	74.3
		121	6	.1	74.5
		122	38	.9	75.4
		123	12	.3	75.6
		124	11	.3	75.9
		125	7	.2	76.1
		126	14	.3	76.4
		127	7	.2	76.5
		128	7	.2	76.7
		129	4	.1	76.8
		130	3	.1	76.9
		131	2	.0	76.9
		132	5	.1	77.0
		133	7	.2	77.2
	134	4	.1	77.3	
	135	4	.1	77.4	
	136	6	.1	77.5	
	137	2	.0	77.6	
	138	1	.0	77.6	
	139	5	.1	77.7	
	140	14	.3	78.0	
	141	6	.1	78.2	
	142	1	.0	78.2	
	143	3	.1	78.3	
	144	3	.1	78.3	
	145	6	.1	78.5	
	146	8	.2	78.7	
	147	15	.3	79.0	
	148	8	.2	79.2	
	149	4	.1	79.3	
	150	4	.1	79.4	
	151	6	.1	79.5	
	152	3	.1	79.6	
	153	31	.7	80.3	

Number of Days in Service

Year First Service		Frequency	Percent	Valid Percent	Cumulative Percent	
2009	Valid	154	7	.2	.2	80.5
		155	8	.2	.2	80.7
		156	2	.0	.0	80.7
		157	3	.1	.1	80.8
		158	4	.1	.1	80.9
		159	5	.1	.1	81.0
		160	5	.1	.1	81.1
		161	7	.2	.2	81.3
		162	1	.0	.0	81.3
		163	8	.2	.2	81.5
		165	1	.0	.0	81.5
		166	1	.0	.0	81.5
		167	13	.3	.3	81.8
		168	8	.2	.2	82.0
		169	8	.2	.2	82.2
		170	3	.1	.1	82.3
		171	5	.1	.1	82.4
		172	2	.0	.0	82.4
		173	3	.1	.1	82.5
		174	11	.3	.3	82.8
		175	12	.3	.3	83.0
		176	5	.1	.1	83.2
		177	6	.1	.1	83.3
		178	5	.1	.1	83.4
		179	3	.1	.1	83.5
		180	6	.1	.1	83.6
		181	12	.3	.3	83.9
		182	4	.1	.1	84.0
		183	25	.6	.6	84.6
		184	8	.2	.2	84.8
		185	5	.1	.1	84.9
		187	6	.1	.1	85.0
		188	1	.0	.0	85.0
		189	5	.1	.1	85.2
		190	5	.1	.1	85.3
		191	2	.0	.0	85.3
		192	4	.1	.1	85.4
		193	2	.0	.0	85.5
		194	2	.0	.0	85.5
		195	3	.1	.1	85.6
	196	6	.1	.1	85.7	
	197	4	.1	.1	85.8	
	198	6	.1	.1	86.0	
	199	4	.1	.1	86.0	
	200	2	.0	.0	86.1	
	201	1	.0	.0	86.1	
	202	4	.1	.1	86.2	
	203	1	.0	.0	86.2	
	204	3	.1	.1	86.3	
	205	4	.1	.1	86.4	
	206	3	.1	.1	86.5	

Number of Days in Service

Year First Service		Frequency	Percent	Valid Percent	Cumulative Percent	
2009	Valid	207	5	.1	.1	86.6
		208	2	.0	.0	86.6
		209	6	.1	.1	86.8
		210	4	.1	.1	86.9
		211	3	.1	.1	86.9
		212	5	.1	.1	87.0
		213	8	.2	.2	87.2
		214	32	.7	.7	88.0
		215	7	.2	.2	88.1
		216	2	.0	.0	88.2
		217	7	.2	.2	88.4
		218	4	.1	.1	88.4
		219	3	.1	.1	88.5
		220	2	.0	.0	88.6
		221	2	.0	.0	88.6
		222	1	.0	.0	88.6
		223	6	.1	.1	88.8
		224	9	.2	.2	89.0
		225	6	.1	.1	89.1
		226	3	.1	.1	89.2
		227	2	.0	.0	89.2
		228	3	.1	.1	89.3
		229	3	.1	.1	89.4
		230	1	.0	.0	89.4
		231	4	.1	.1	89.5
		232	8	.2	.2	89.7
		233	3	.1	.1	89.8
		234	2	.0	.0	89.8
		235	5	.1	.1	89.9
		236	3	.1	.1	90.0
		237	4	.1	.1	90.1
		238	7	.2	.2	90.2
		239	6	.1	.1	90.4
		240	4	.1	.1	90.5
	241	3	.1	.1	90.5	
	242	5	.1	.1	90.7	
	243	3	.1	.1	90.7	
	244	26	.6	.6	91.3	
	245	15	.3	.3	91.7	
	246	6	.1	.1	91.8	
	247	1	.0	.0	91.8	
	248	7	.2	.2	92.0	
	249	1	.0	.0	92.0	
	250	4	.1	.1	92.1	
	251	6	.1	.1	92.3	
	252	4	.1	.1	92.4	
	253	7	.2	.2	92.5	
	254	2	.0	.0	92.6	
	255	3	.1	.1	92.6	
	256	4	.1	.1	92.7	
	257	3	.1	.1	92.8	

Number of Days in Service

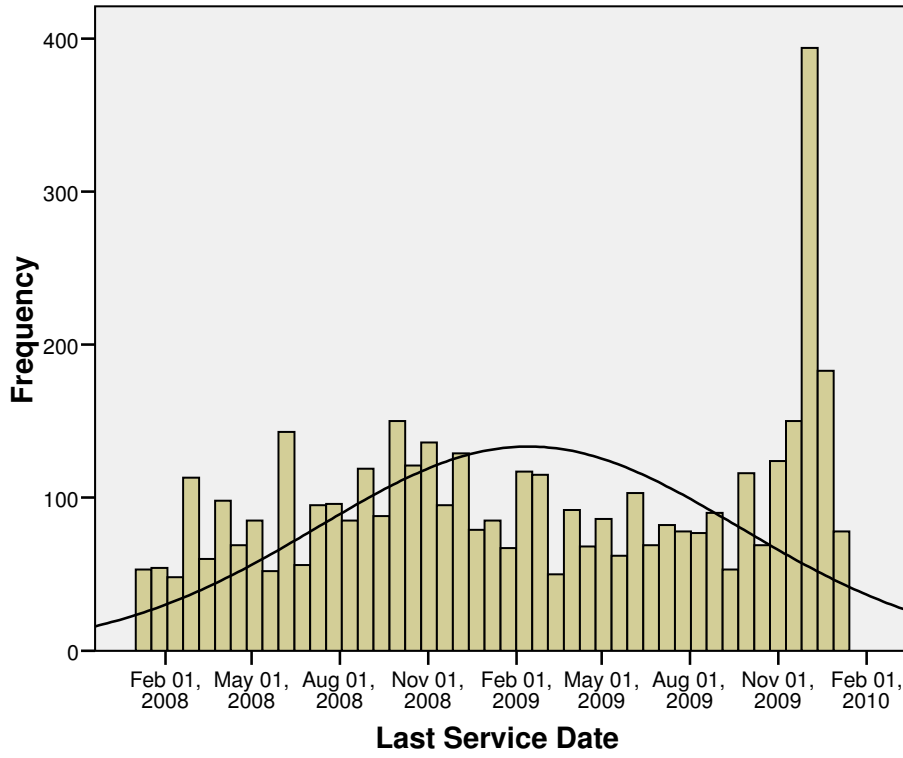
Year First Service		Frequency	Percent	Valid Percent	Cumulative Percent
2009	Valid	258	1	.0	92.8
		259	4	.1	92.9
		260	3	.1	93.0
		261	6	.1	93.1
		262	1	.0	93.2
		263	2	.0	93.2
		264	3	.1	93.3
		265	1	.0	93.3
		266	1	.0	93.3
		267	2	.0	93.4
		268	2	.0	93.4
		269	1	.0	93.4
		270	5	.1	93.5
		271	3	.1	93.6
		272	6	.1	93.8
		273	14	.3	94.1
		274	4	.1	94.2
		275	19	.4	94.6
		276	3	.1	94.7
		277	4	.1	94.8
		278	1	.0	94.8
		279	8	.2	95.0
		280	2	.0	95.0
		281	1	.0	95.1
		282	4	.1	95.2
		283	6	.1	95.3
		284	1	.0	95.3
		285	2	.0	95.4
		286	1	.0	95.4
		287	3	.1	95.5
		288	4	.1	95.6
	289	5	.1	95.7	
	290	1	.0	95.7	
	292	2	.0	95.7	
	293	8	.2	95.9	
	294	7	.2	96.1	
	295	3	.1	96.2	
	296	2	.0	96.2	
	297	7	.2	96.4	
	298	3	.1	96.4	
	299	1	.0	96.5	
	300	6	.1	96.6	
	301	4	.1	96.7	
	302	6	.1	96.8	
	303	17	.4	97.2	
	304	6	.1	97.4	
	305	3	.1	97.4	
	307	3	.1	97.5	
	308	3	.1	97.6	
	309	7	.2	97.7	
	310	2	.0	97.8	

Number of Days in Service

Year First Service		Frequency	Percent	Valid Percent	Cumulative Percent	
2009	Valid	311	1	.0	97.8	
		312	2	.0	97.9	
		313	1	.0	97.9	
		314	1	.0	97.9	
		315	1	.0	97.9	
		316	1	.0	98.0	
		317	3	.1	.1	98.0
		318	1	.0	.0	98.0
		319	2	.0	.0	98.1
		321	1	.0	.0	98.1
		322	3	.1	.1	98.2
		323	3	.1	.1	98.3
		324	2	.0	.0	98.3
		326	3	.1	.1	98.4
		327	1	.0	.0	98.4
		328	3	.1	.1	98.5
		329	3	.1	.1	98.5
		330	2	.0	.0	98.6
		331	1	.0	.0	98.6
		332	5	.1	.1	98.7
		333	3	.1	.1	98.8
		334	13	.3	.3	99.1
		335	4	.1	.1	99.2
		336	4	.1	.1	99.3
		338	2	.0	.0	99.3
		339	3	.1	.1	99.4
		340	1	.0	.0	99.4
		342	4	.1	.1	99.5
		343	3	.1	.1	99.6
		344	1	.0	.0	99.6
		346	2	.0	.0	99.7
		349	2	.0	.0	99.7
		350	1	.0	.0	99.7
		351	2	.0	.0	99.8
		353	1	.0	.0	99.8
		355	1	.0	.0	99.8
	356	1	.0	.0	99.8	
	357	4	.1	.1	99.9	
	358	1	.0	.0	100.0	
	360	1	.0	.0	100.0	
	363	1	.0	.0	100.0	
	Total	4293	100.0	100.0		

Last Service Date

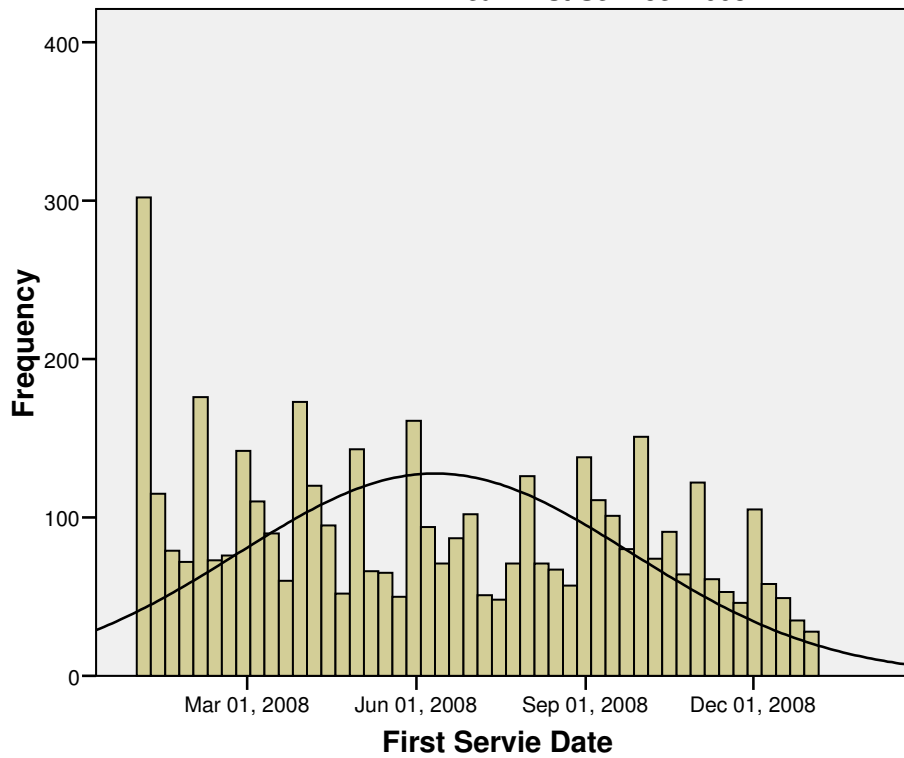
Year First Service: 2008



Mean =35,373,491.97
Std. Dev. =18,931,791.764
N =4,432

First Servie Date

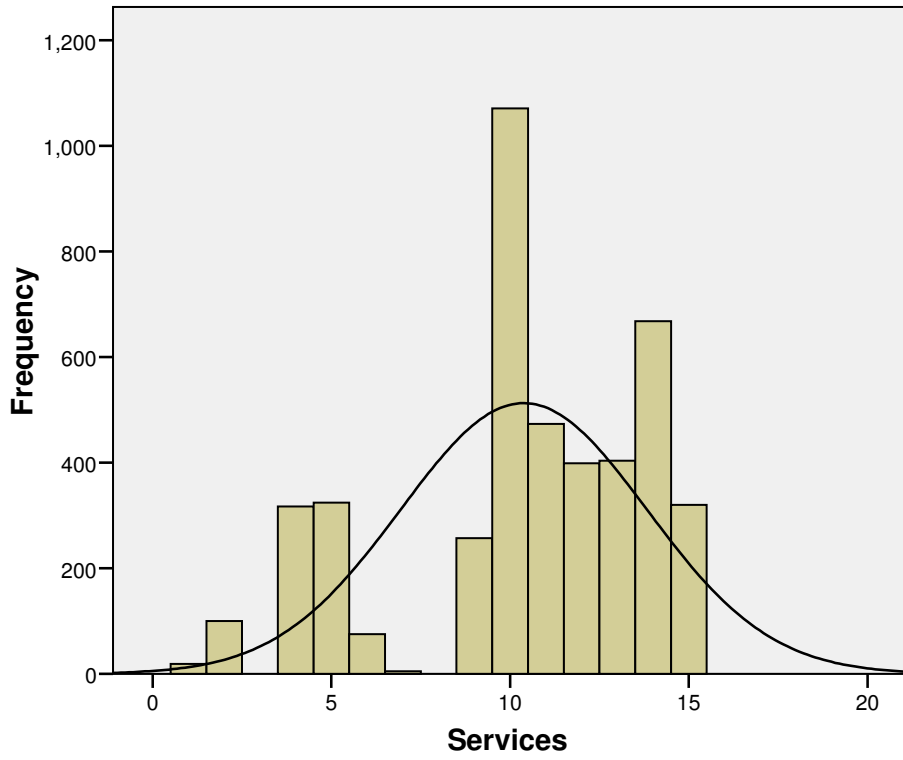
Year First Service: 2008



Mean =13,999,810.29 □
Std. Dev. =9,228,278.091 □
N =4,432

Services

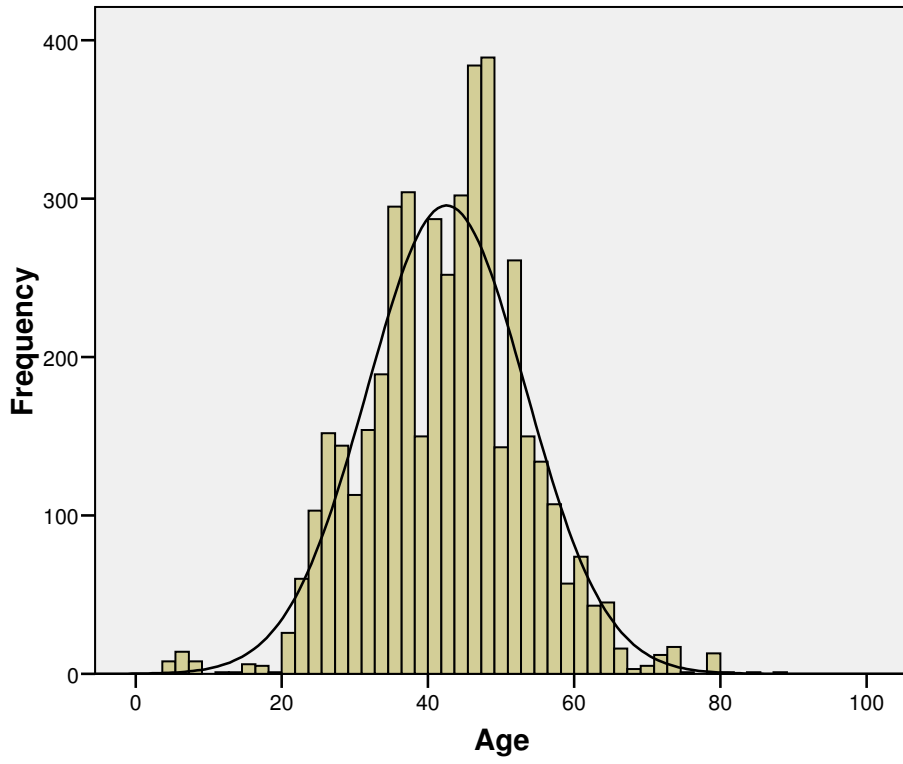
Year First Service: 2008



Mean =10.38
Std. Dev. =3.449
N =4,432

Age

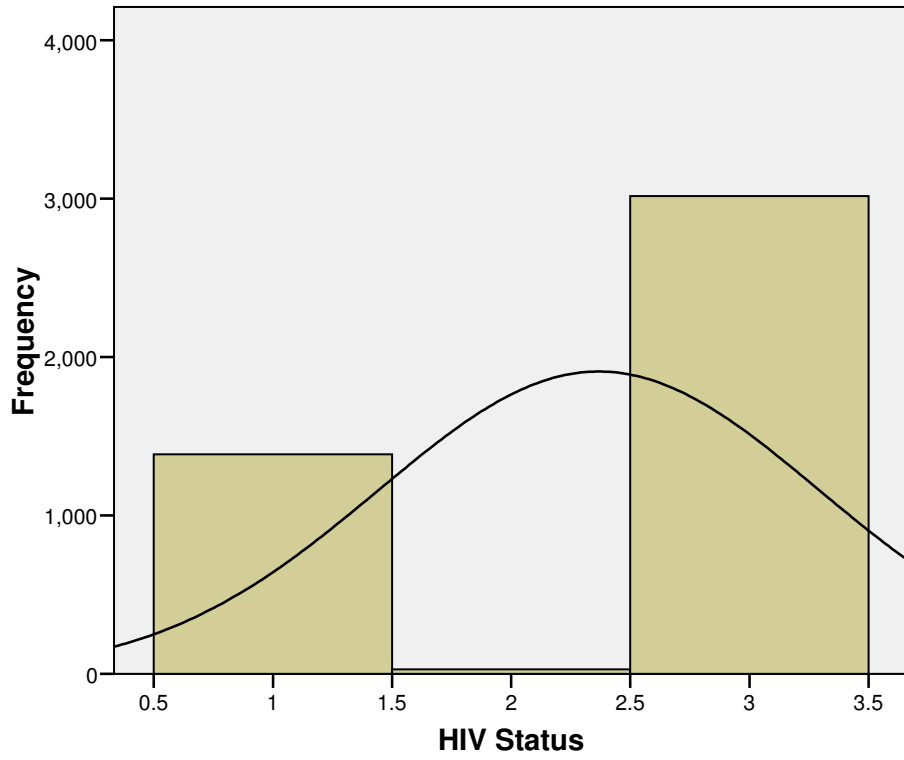
Year First Service: 2008



Mean =42.54
Std. Dev. =10.871
N =4,432

HIV Status

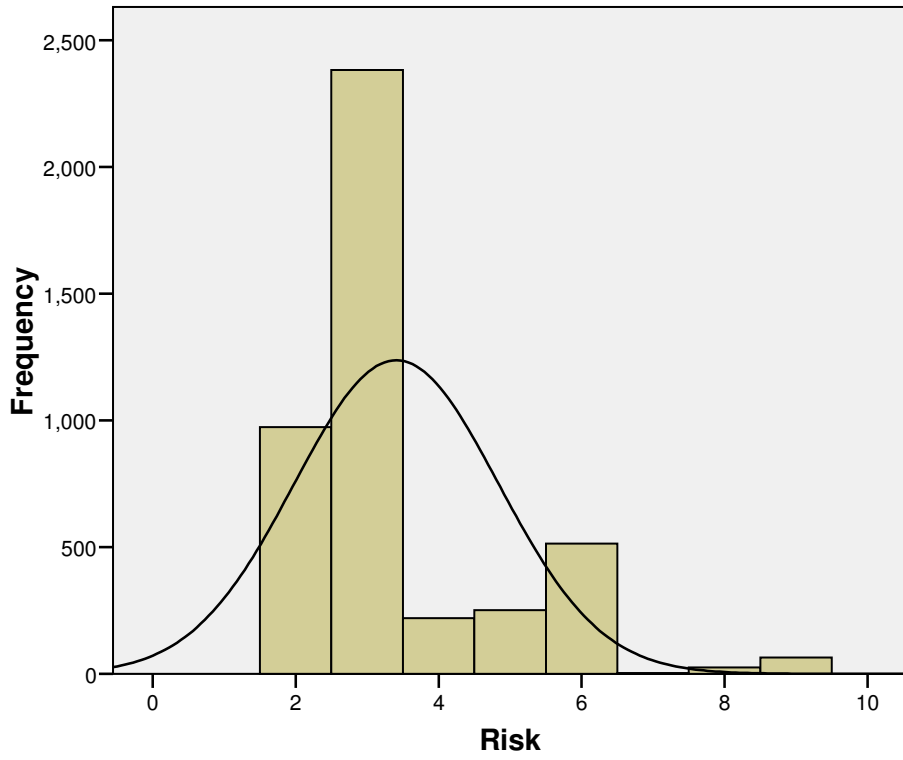
Year First Service: 2008



Mean = 2.37
Std. Dev. = 0.926
N = 4,432

Risk

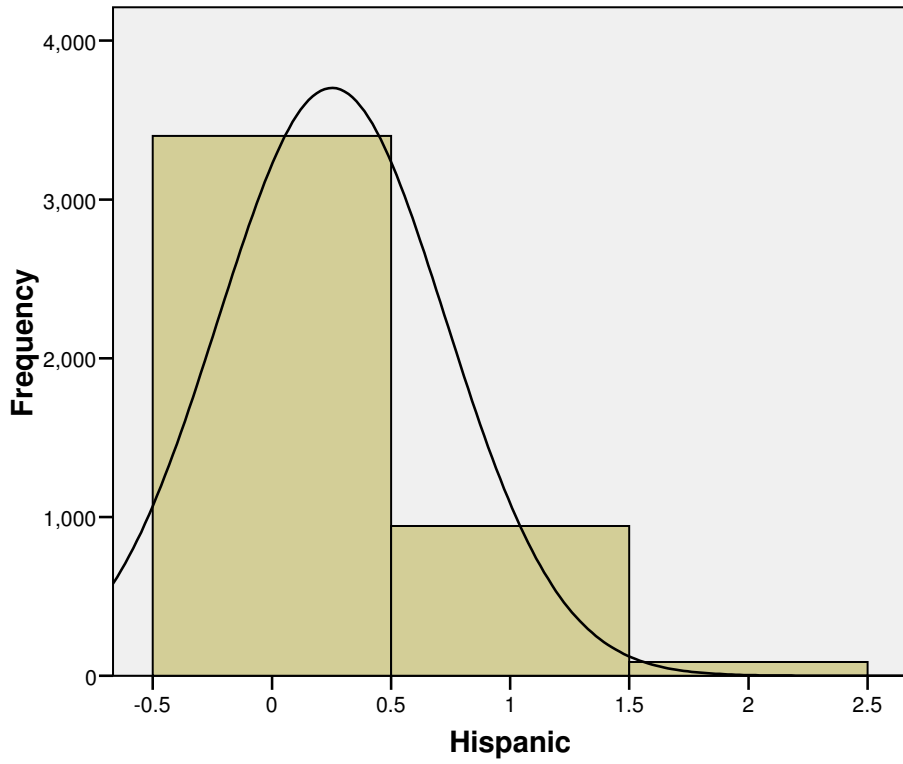
Year First Service: 2008



Mean = 3.41
Std. Dev. = 1.429
N = 4,432

Hispanic

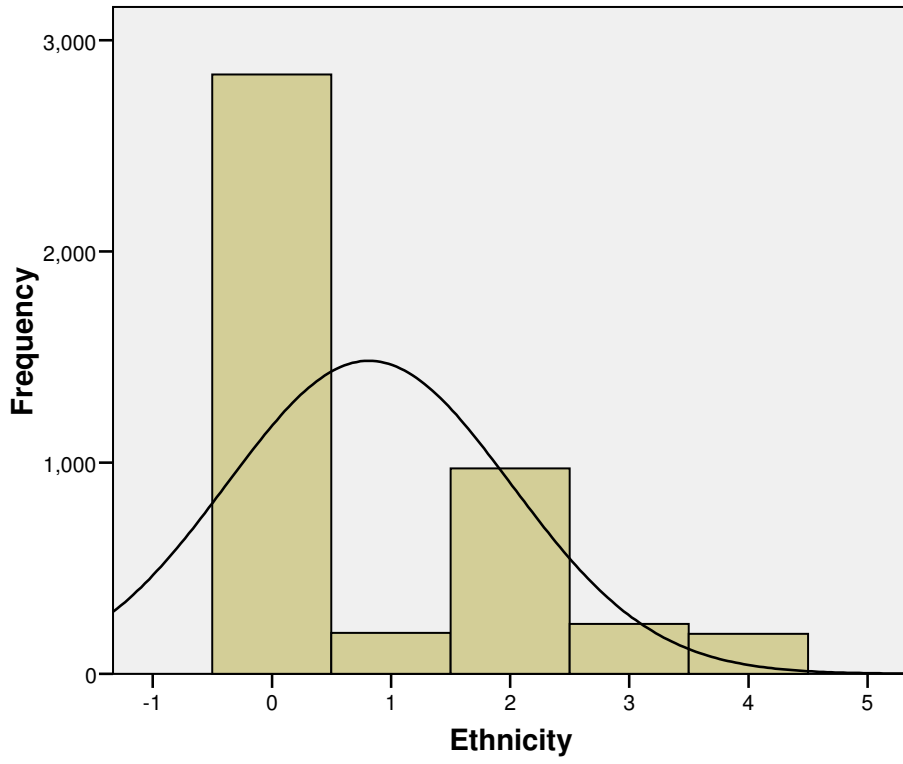
Year First Service: 2008



Mean = 0.25
Std. Dev. = 0.477
N = 4,432

Ethnicity

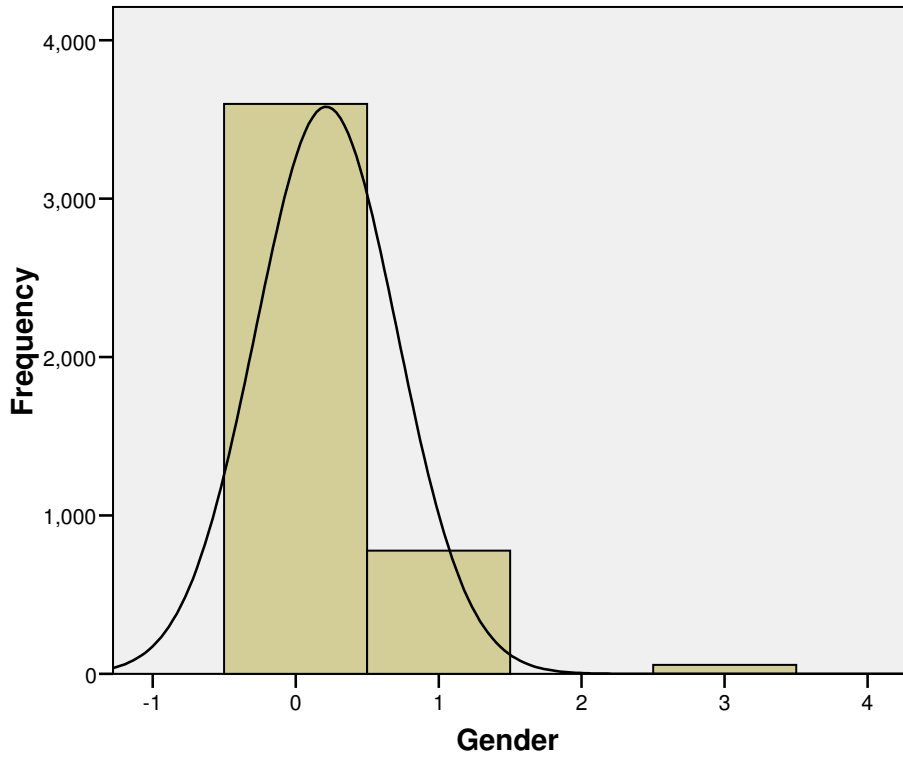
Year First Service: 2008



Mean = 0.81
Std. Dev. = 1.193
N = 4,432

Gender

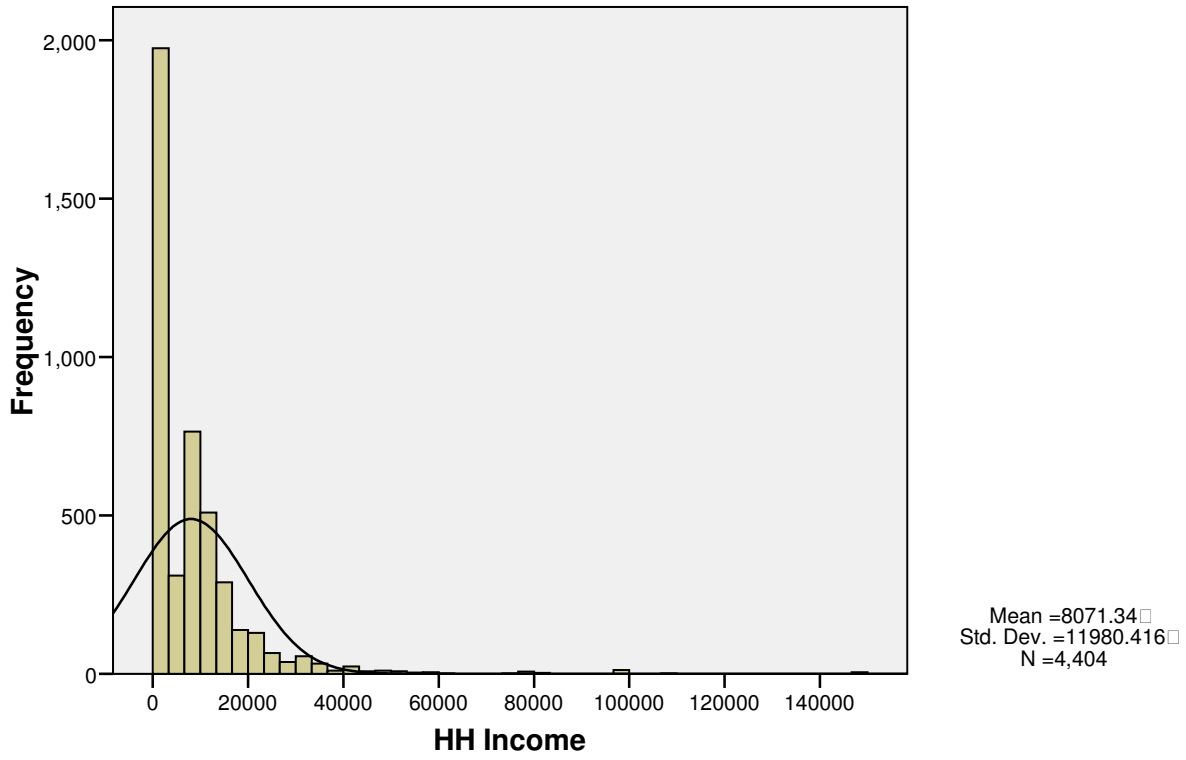
Year First Service: 2008



Mean =0.21
Std. Dev. =0.494
N =4,432

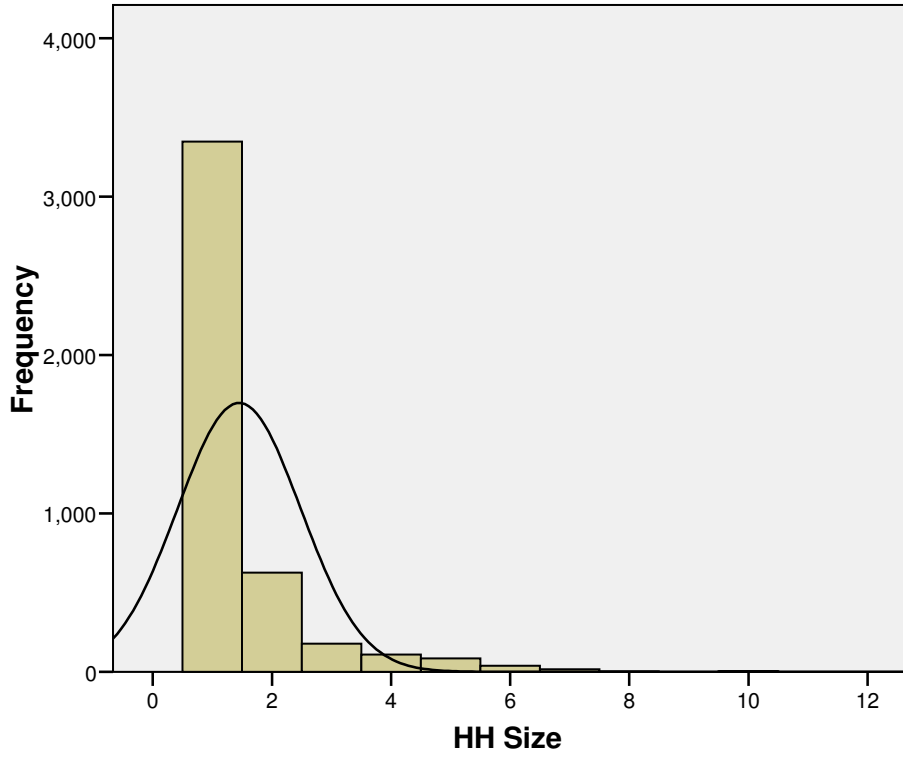
HH Income

Year First Service: 2008



HH Size

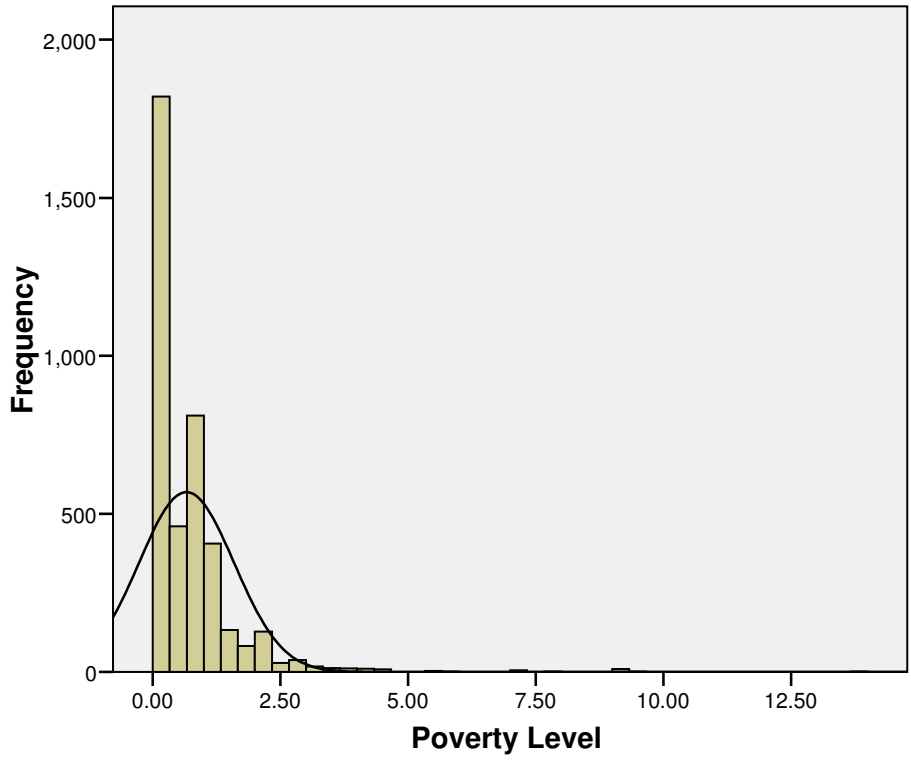
Year First Service: 2008



Mean = 1.45
Std. Dev. = 1.035
N = 4,404

Poverty Level

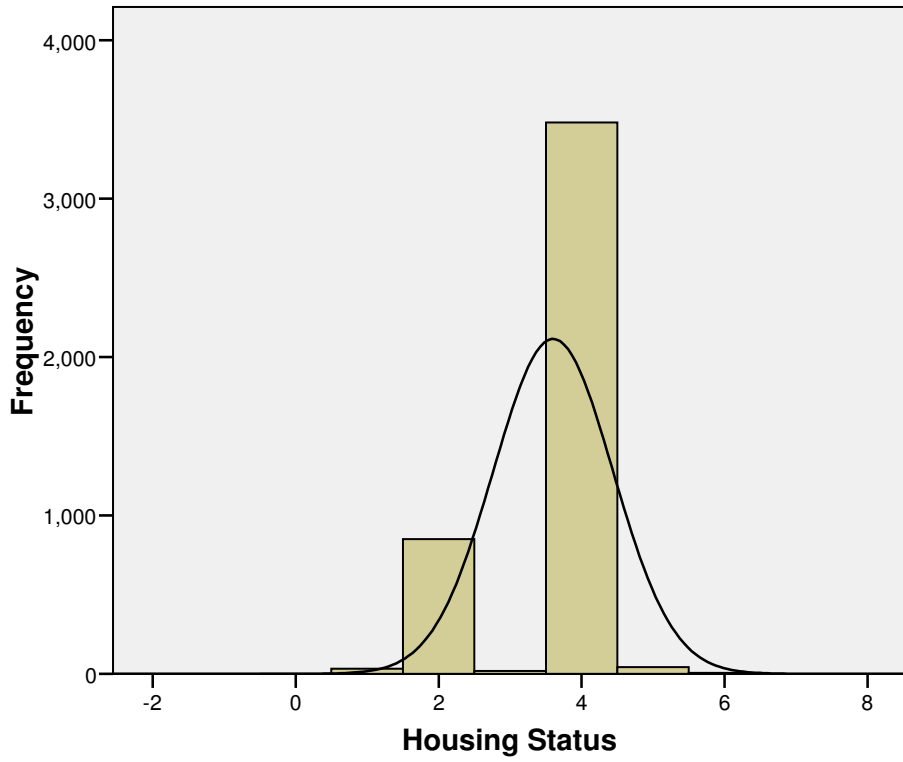
Year First Service: 2008



Mean =0.66
Std. Dev. =0.932
N =3,990

Housing Status

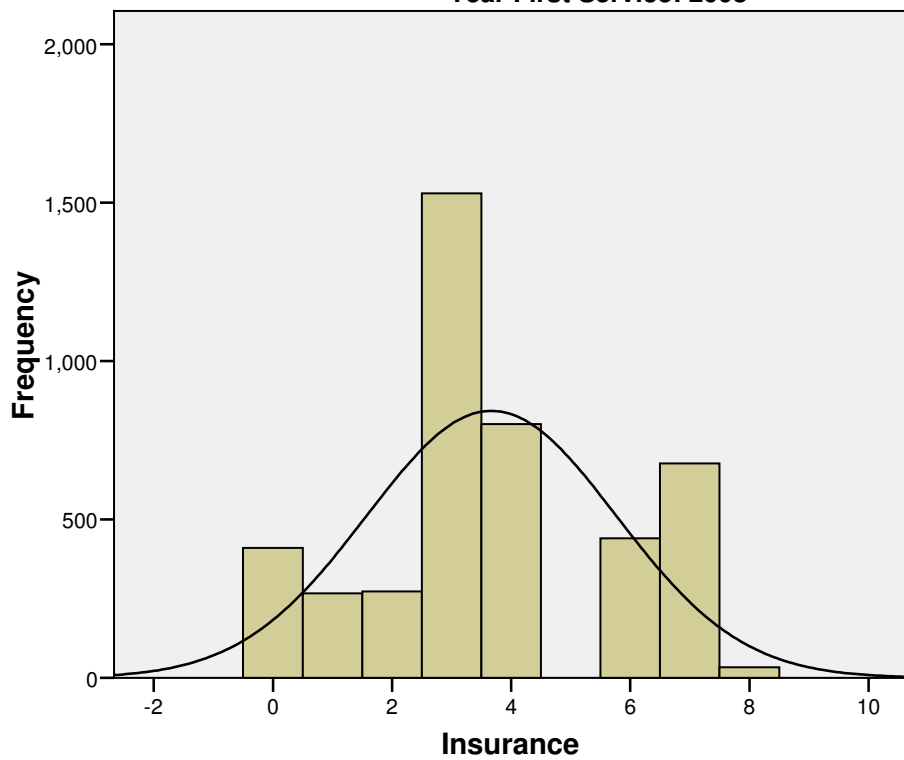
Year First Service: 2008



Mean =3.6
Std. Dev. =0.836
N =4,432

Insurance

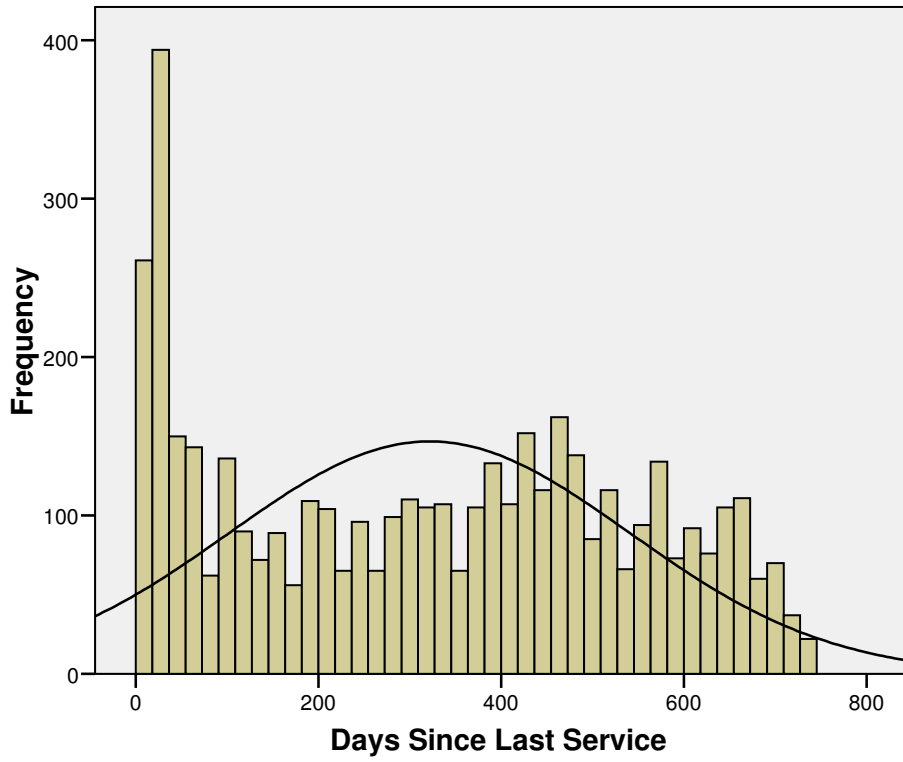
Year First Service: 2008



Mean = 3.67
Std. Dev. = 2.098
N = 4,432

Days Since Last Service

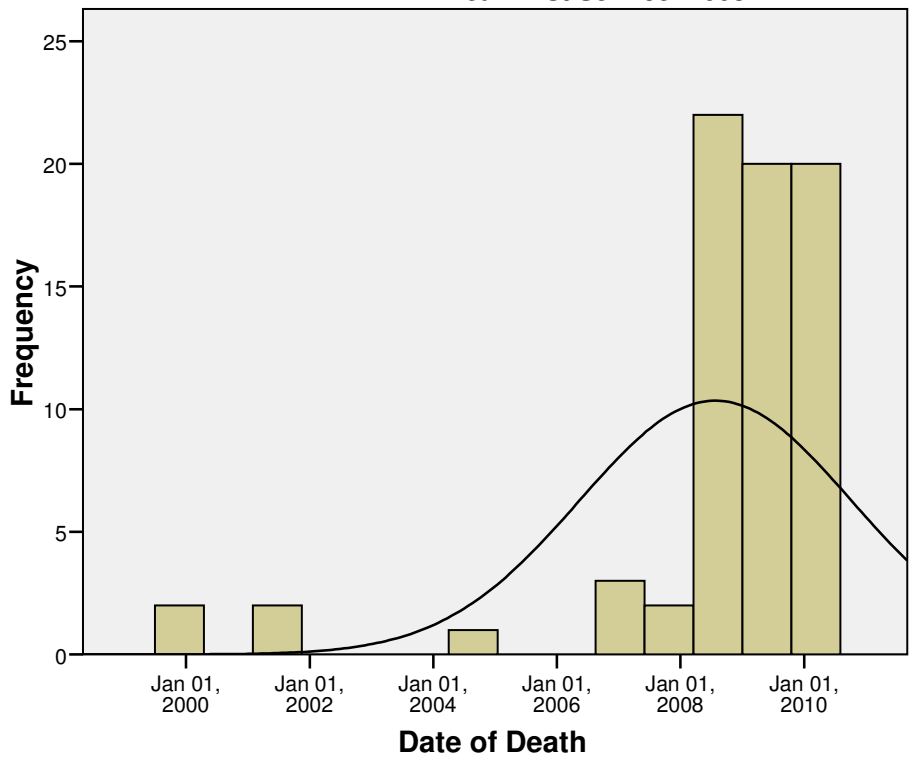
Year First Service: 2008



Mean =321.56
Std. Dev. =219.113
N =4,432

Date of Death

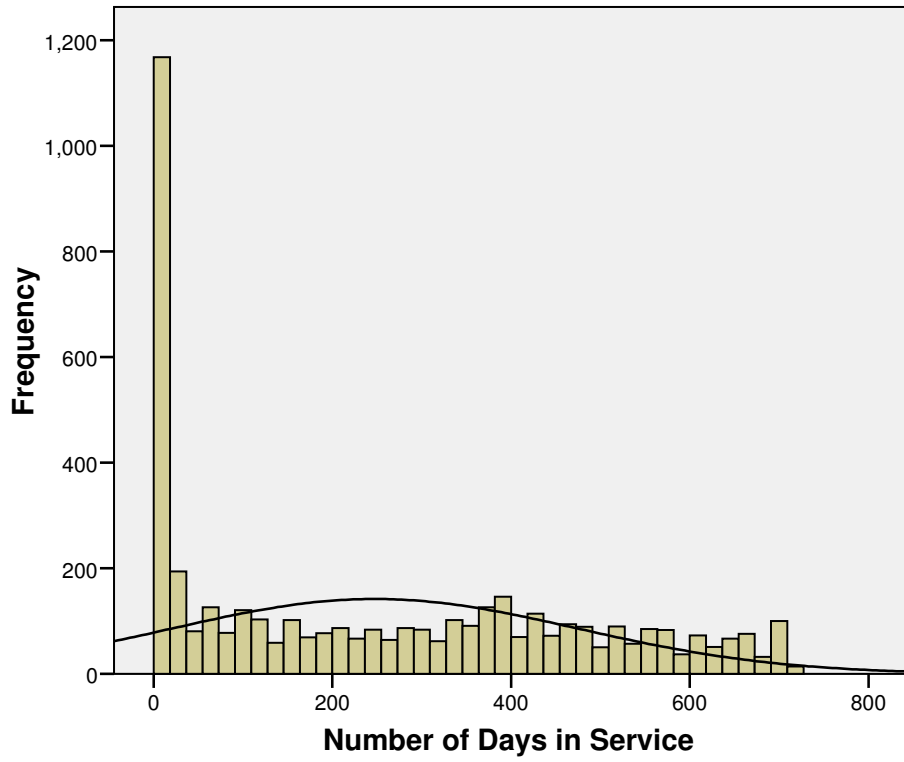
Year First Service: 2008



Mean =2.86E8
Std. Dev. =69,420,946.706
N =72

Number of Days in Service

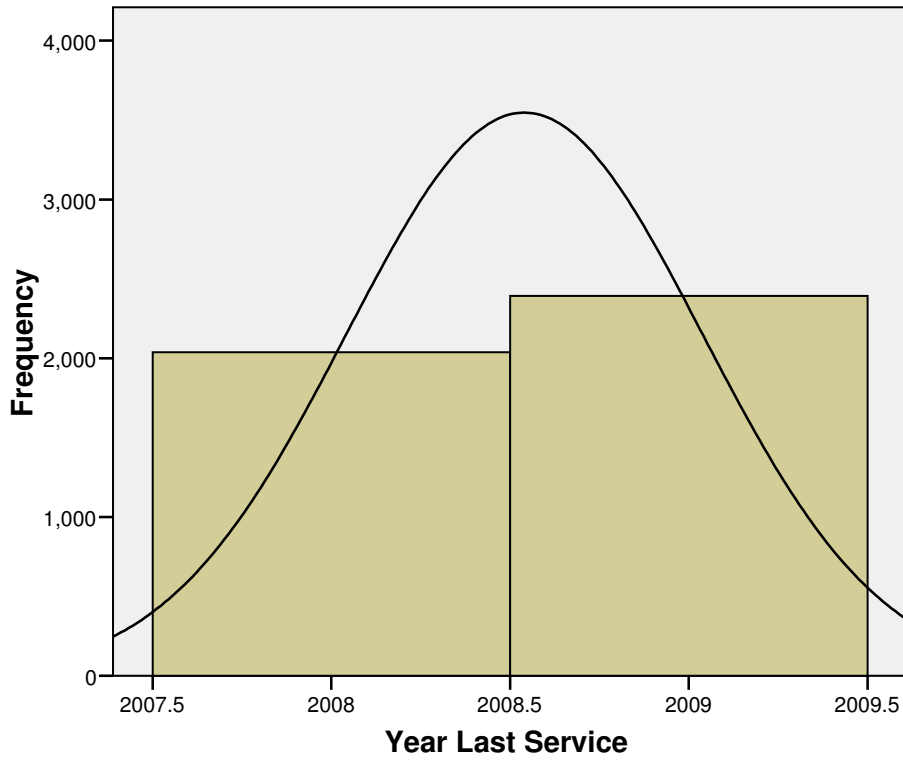
Year First Service: 2008



Mean =247.38
Std. Dev. =226.761
N =4,432

Year Last Service

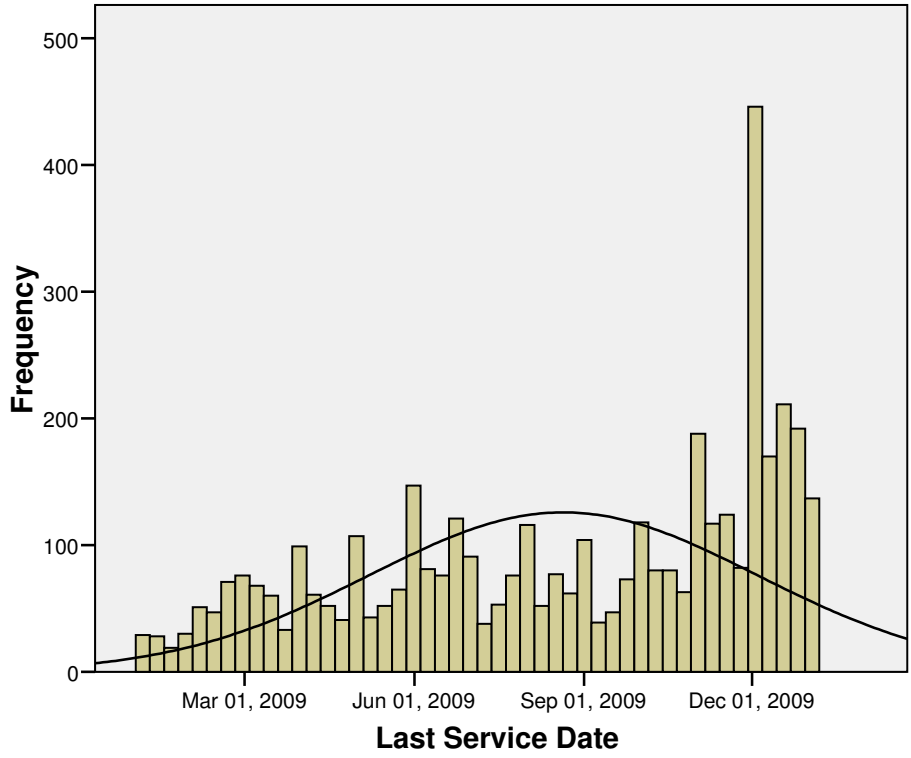
Year First Service: 2008



Mean =2008.54
Std. Dev. =0.498
N =4,432

Last Service Date

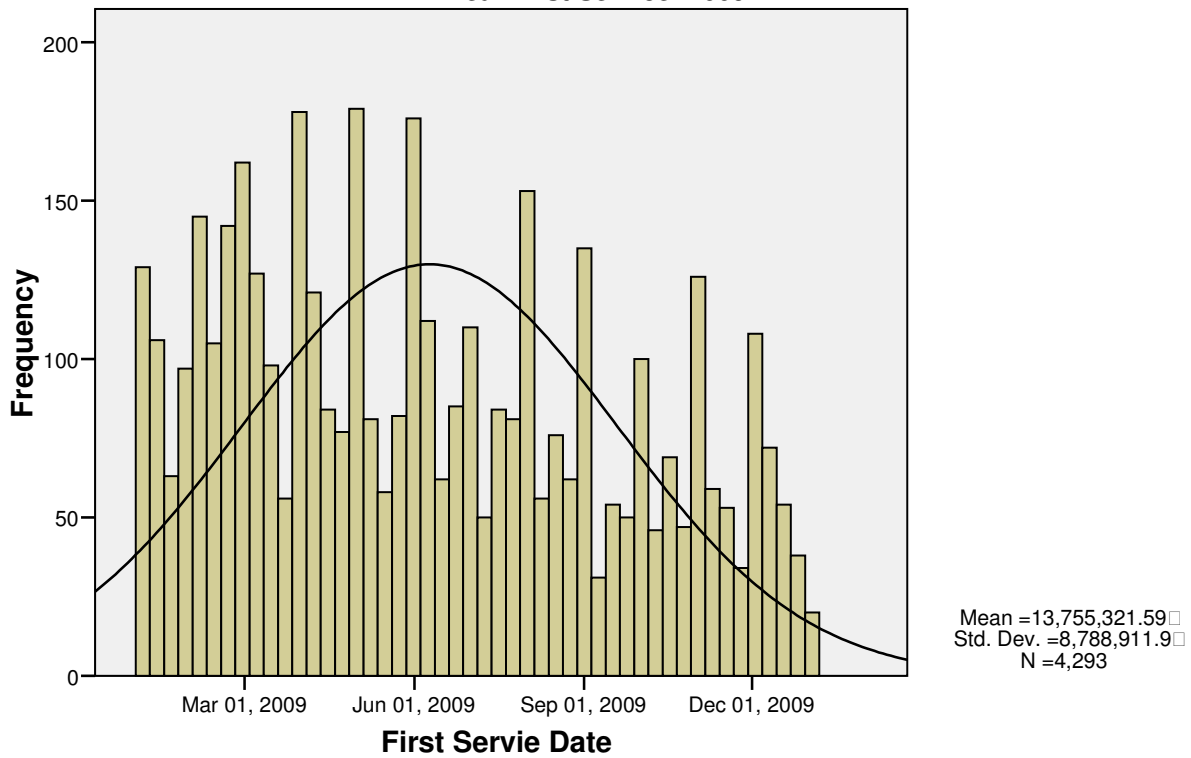
Year First Service: 2009



Mean =20,015,801.26
Std. Dev. =9,073,647.487
N =4,293

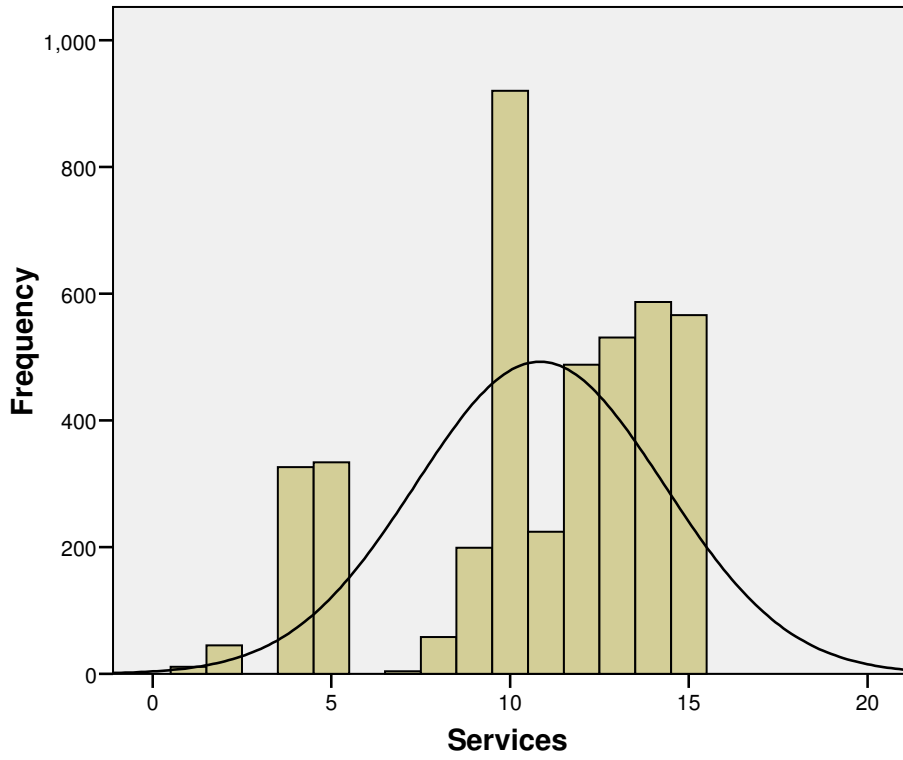
First Servie Date

Year First Service: 2009



Services

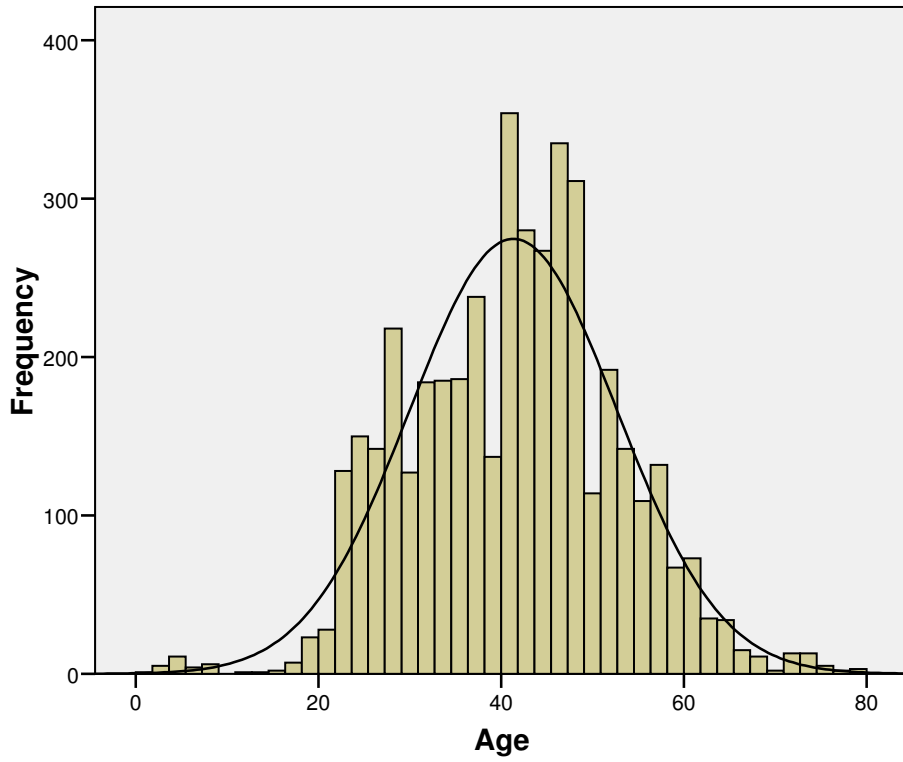
Year First Service: 2009



Mean =10.83
Std. Dev. =3.476
N =4,293

Age

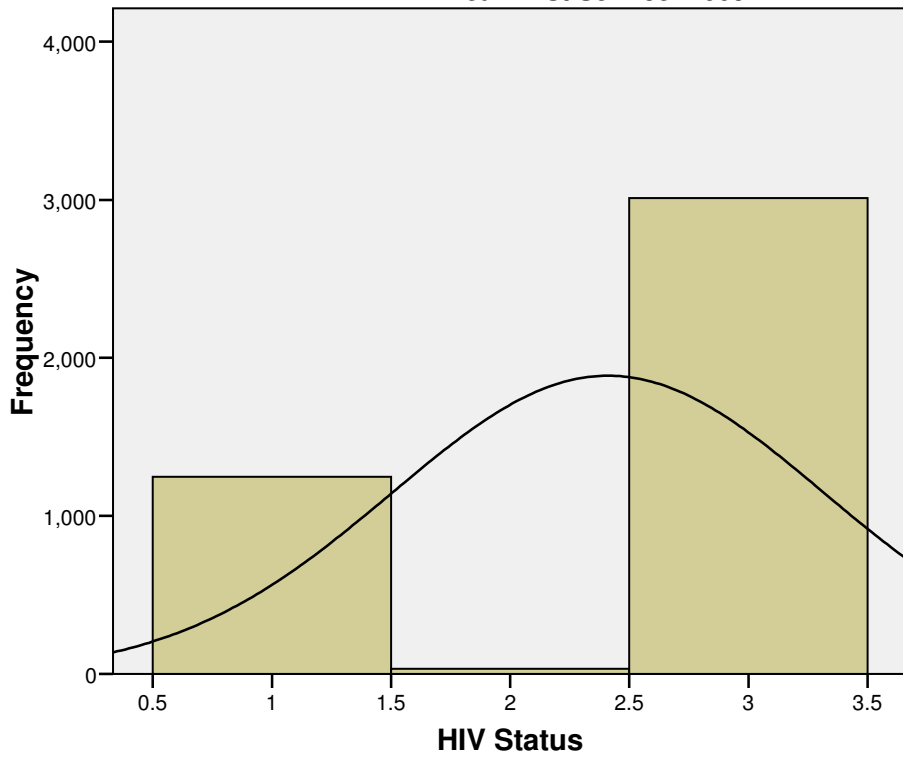
Year First Service: 2009



Mean =41.34
Std. Dev. =11.338
N =4,293

HIV Status

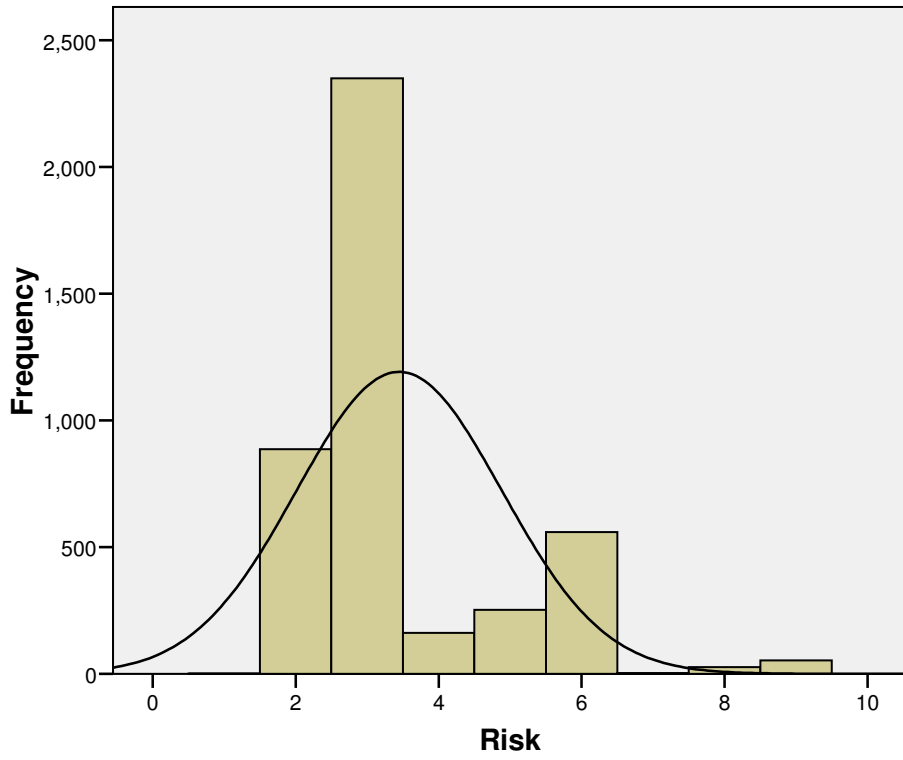
Year First Service: 2009



Mean =2.41
Std. Dev. =0.908
N =4,293

Risk

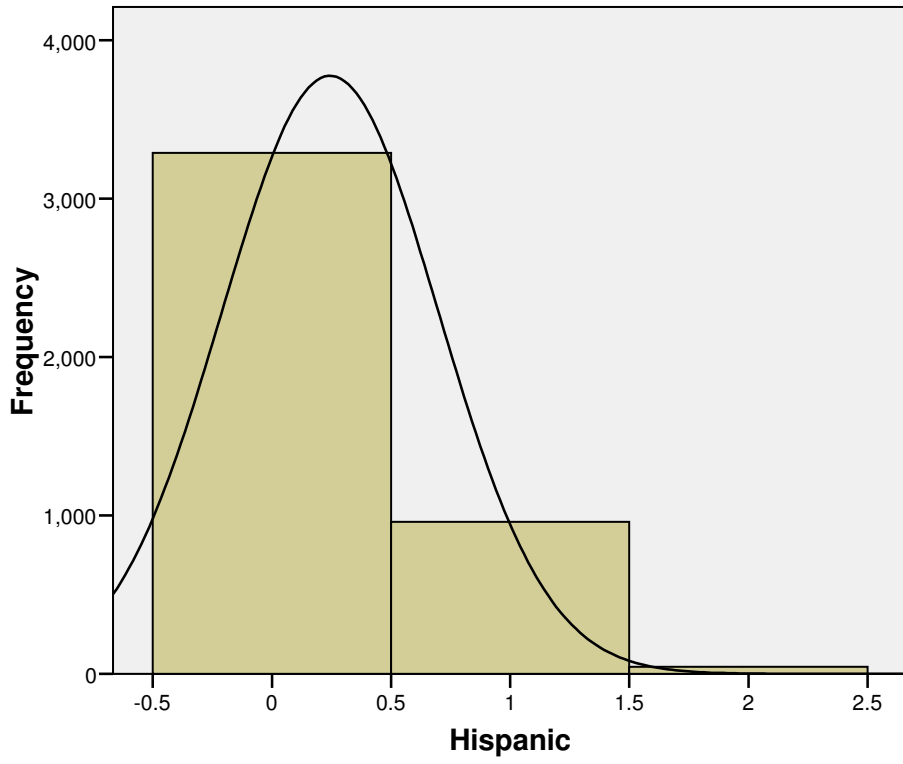
Year First Service: 2009



Mean = 3.45
Std. Dev. = 1.437
N = 4,293

Hispanic

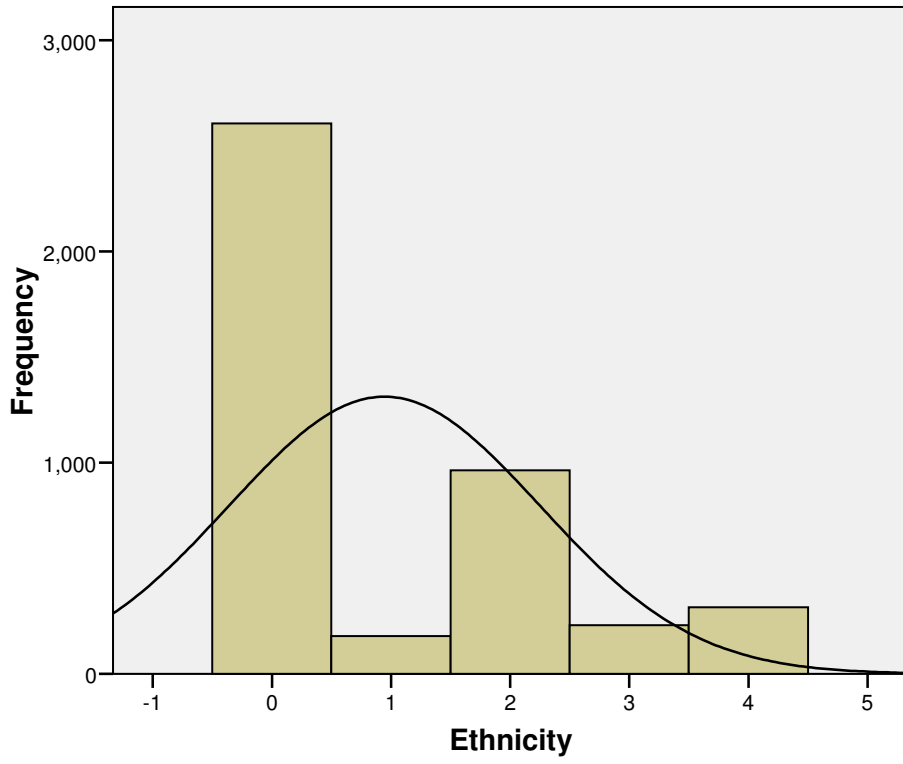
Year First Service: 2009



Mean = 0.24
Std. Dev. = 0.454
N = 4,293

Ethnicity

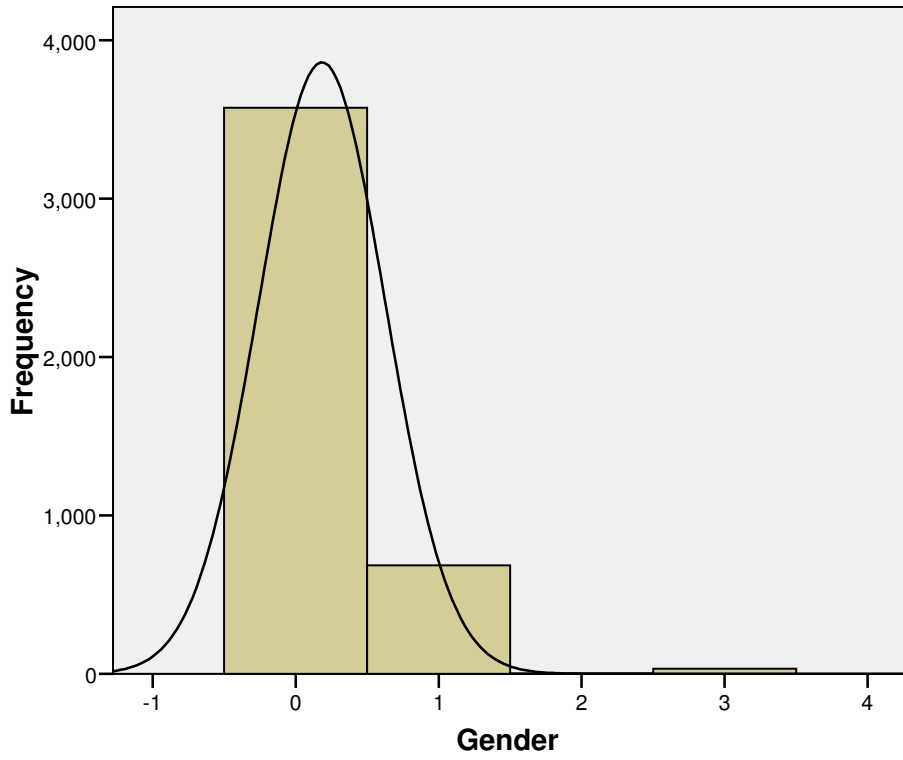
Year First Service: 2009



Mean = 0.94
Std. Dev. = 1.305
N = 4,293

Gender

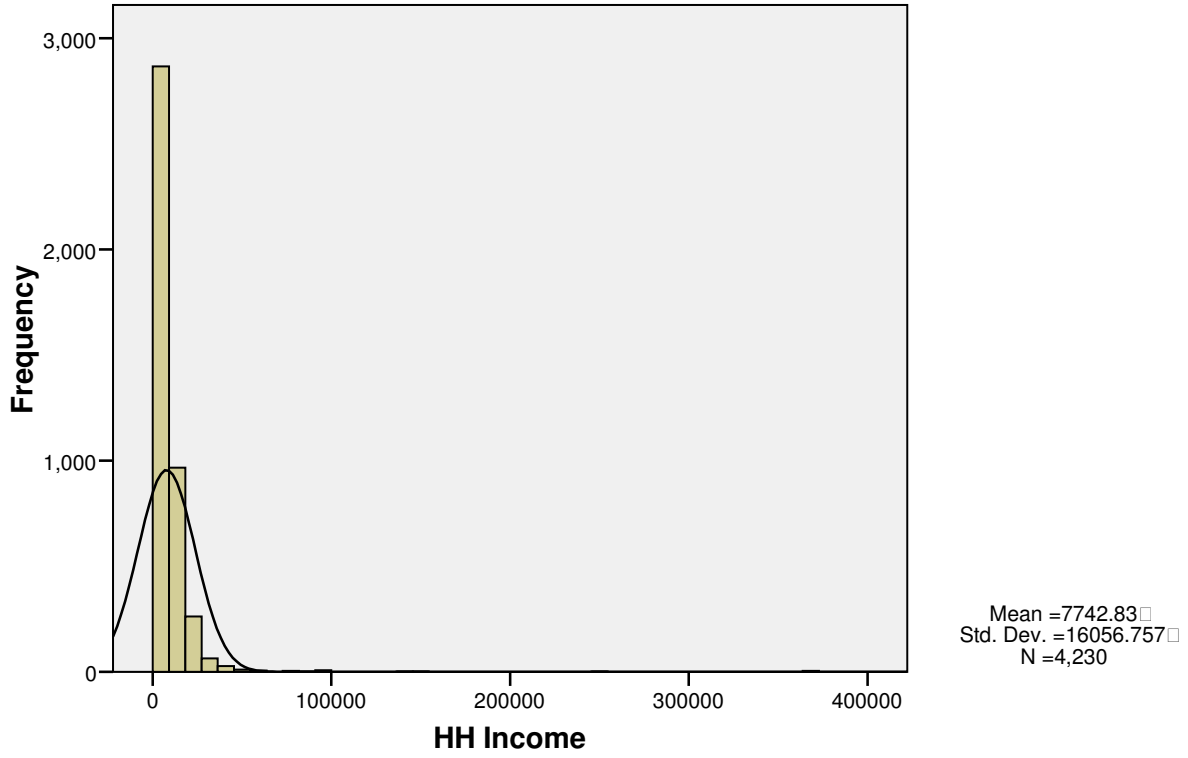
Year First Service: 2009



Mean =0.18
Std. Dev. =0.444
N =4,293

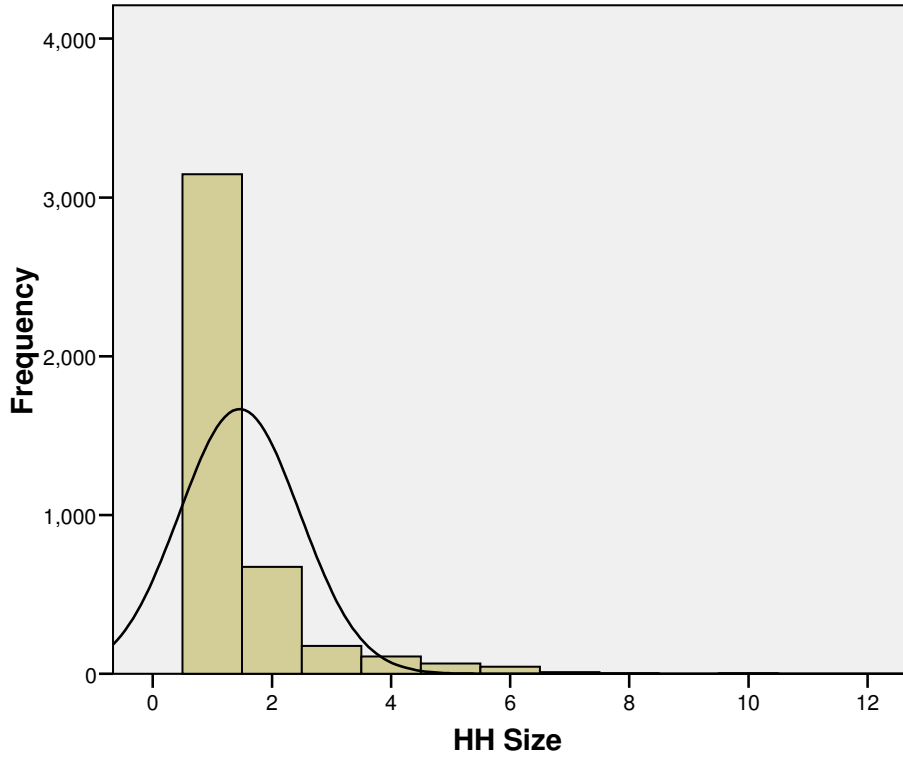
HH Income

Year First Service: 2009



HH Size

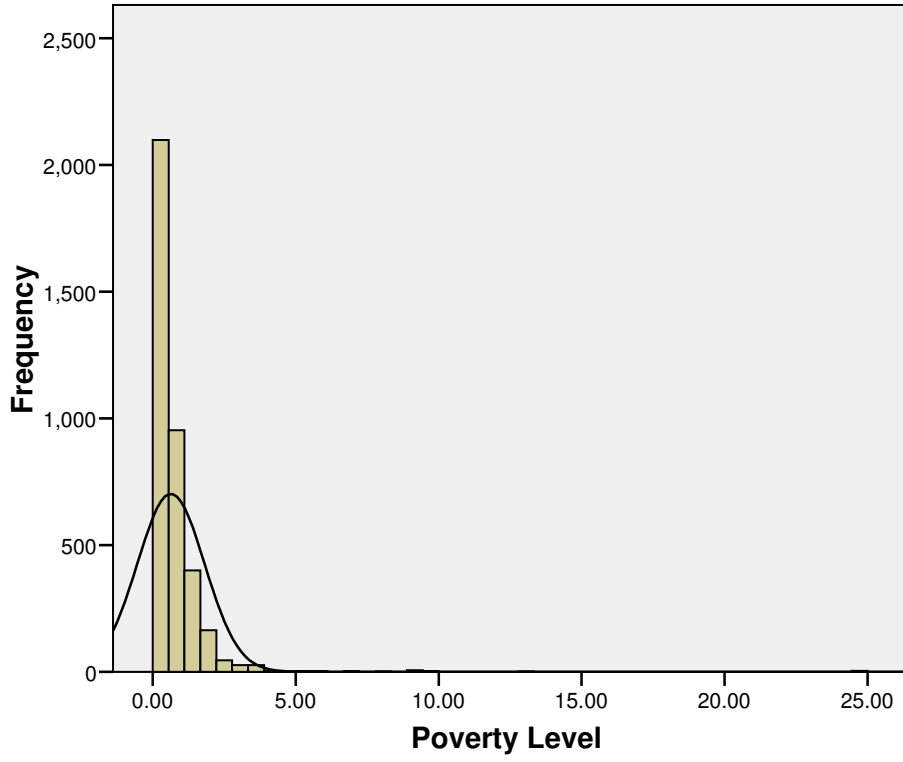
Year First Service: 2009



Mean = 1.46
Std. Dev. = 1.012
N = 4,230

Poverty Level

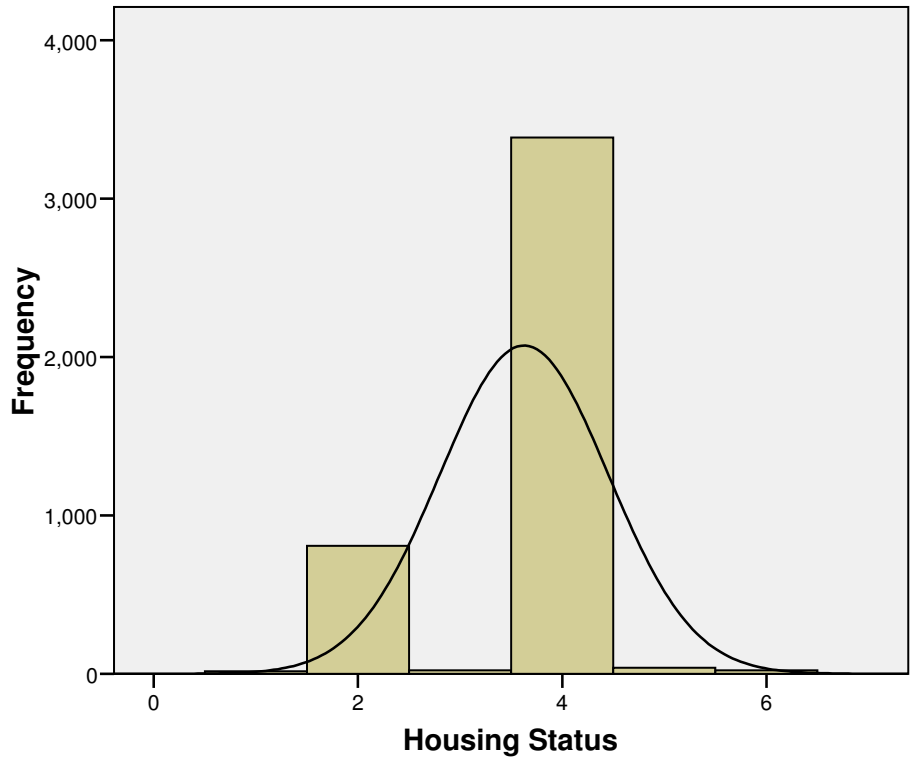
Year First Service: 2009



Mean = 0.63
Std. Dev. = 1.18
N = 3,739

Housing Status

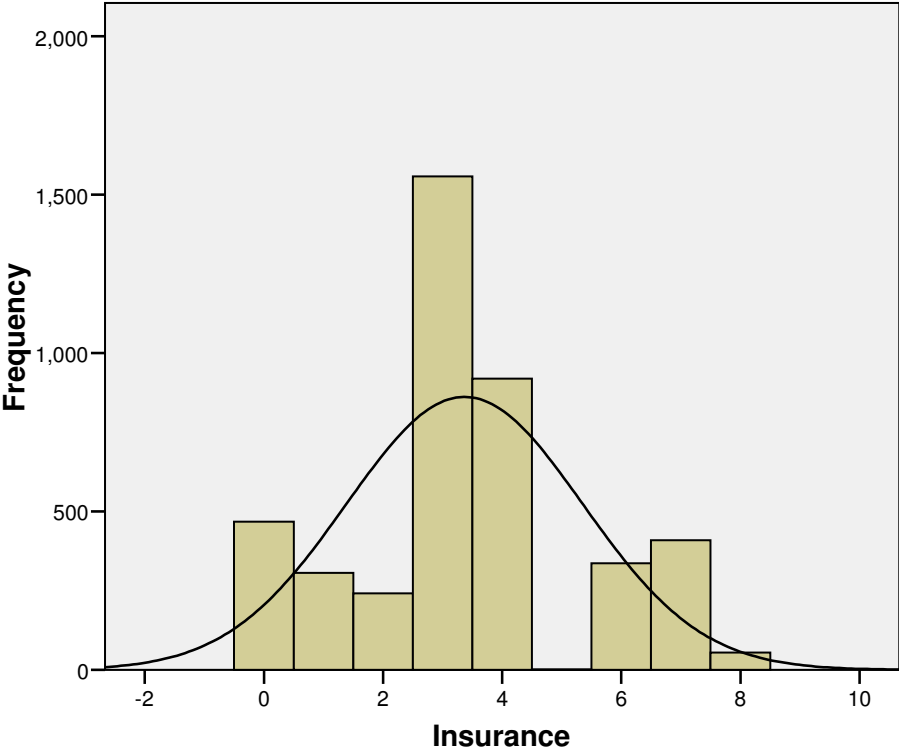
Year First Service: 2009



Mean = 3.63
Std. Dev. = 0.826
N = 4,293

Insurance

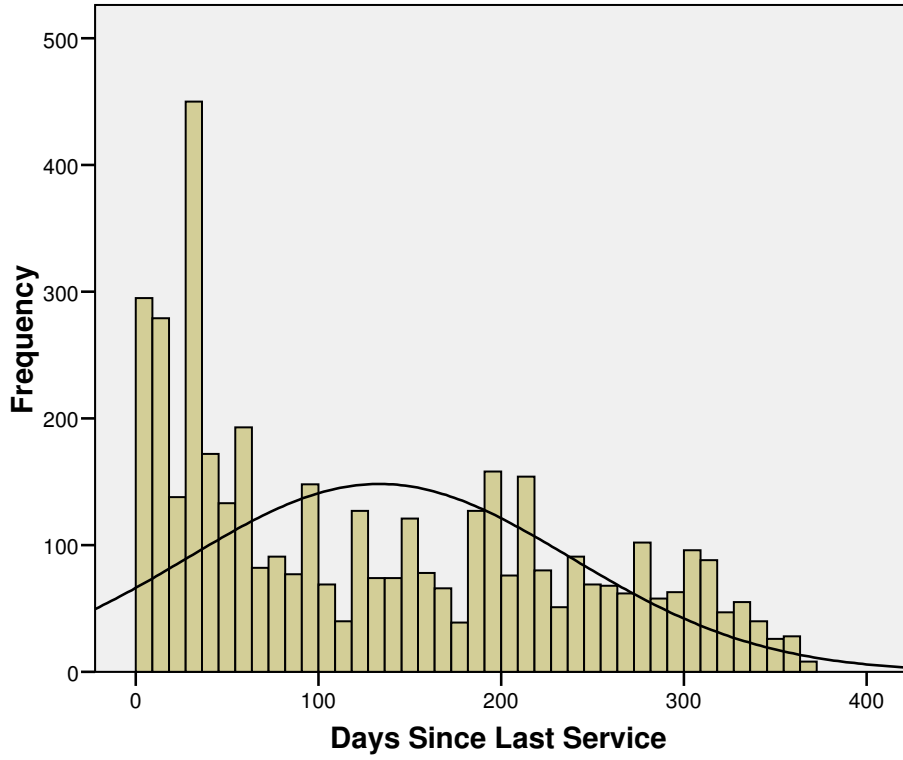
Year First Service: 2009



Mean = 3.37
Std. Dev. = 1.988
N = 4,293

Days Since Last Service

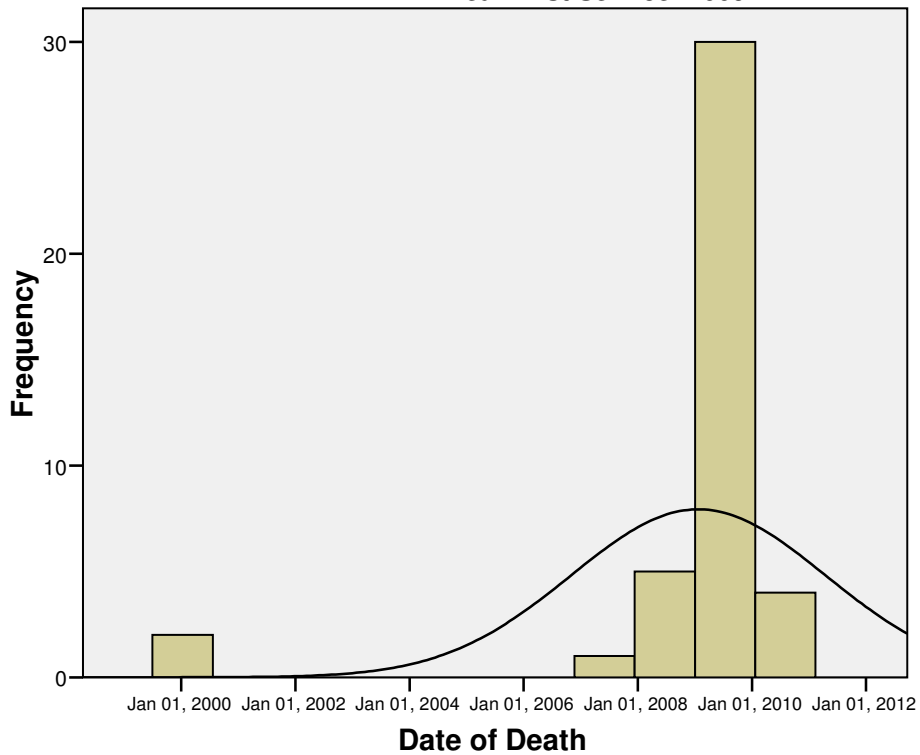
Year First Service: 2009



Mean =133.31
Std. Dev. =105.011
N =4,293

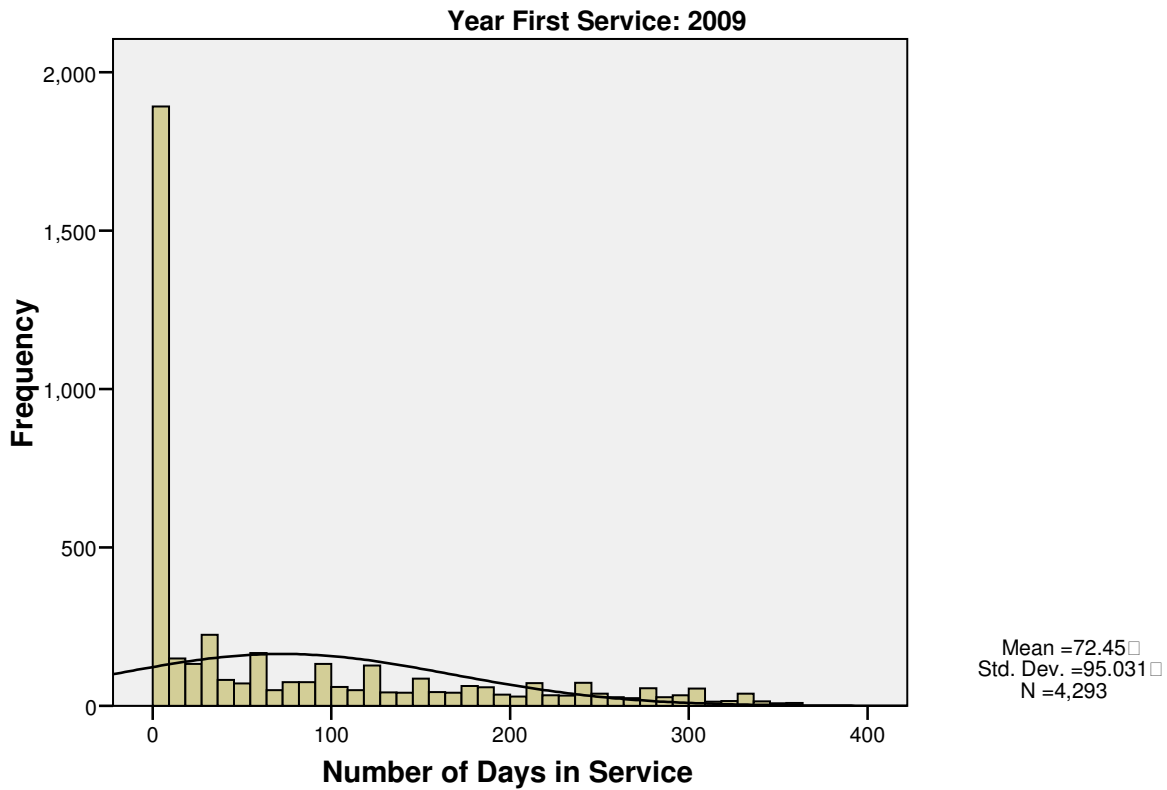
Date of Death

Year First Service: 2009



Mean = 3.02E8 □
Std. Dev. = 70,424,683.998 □
N = 42

Number of Days in Service



Median Survival Time

Second-order Controls		First-order Controls		Med Time
Risk	Heterosexual Contact	Services	Non-Medical Case Mgmt	85.71
			Emergency Financial	66.23
			Food Bank/Home Delivery	108.33
			Health Insurance Program (HIP)	91.67
			Home Health Care (HCBS)	150.00
			Housing Services	63.95
			Medical Case Management	145.21
			Medical Transportation	264.71
			Mental Health	80.37
			Oral Health Care	71.85
			Outpatient/Ambulatory	223.68
			Substance Abuse/Outpatient	78.47

Median Survival Time

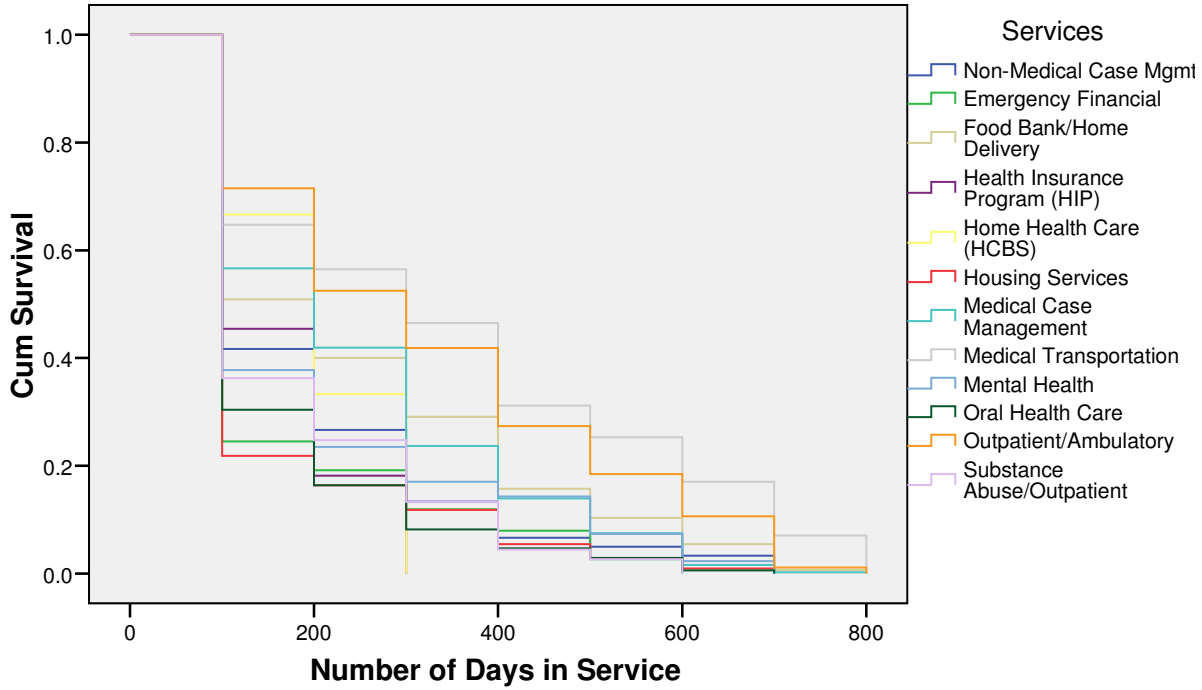
Second-order Controls		First-order Controls	Med Time	
Risk	Homosexual Male	Services	Non-Medical Case Mgmt	81.67
			Emergency Financial	62.62
			Food Bank/Home Delivery	94.04
			Health Insurance Program (HIP)	70.51
			Home Health Care (HCBS)	333.33
			Housing Services	62.86
			Medical Case Management	128.18
			Medical Transportation	217.35
			Mental Health	81.79
			Oral Health Care	67.80
			Outpatient/Ambulatory	232.10
			Substance Abuse/Outpatient	80.38
			Pharma Assistance	87.50
			Home Health Care	61.25
Injection User		Services	Emergency Financial	54.76
			Food Bank/Home Delivery	120.00
			Housing Services	69.57
			Medical Case Management	141.67
			Medical Transportation	368.75
			Mental Health	72.22
			Oral Health Care	62.50
			Outpatient/Ambulatory	316.67
			Substance Abuse/Outpatient	86.96
Multiple Risk		Services	Non-Medical Case Mgmt	66.67
			Emergency Financial	90.63
			Food Bank/Home Delivery	100.00
			Health Insurance Program (HIP)	125.00
			Home Health Care (HCBS)	100.00
			Housing Services	70.59
			Medical Case Management	138.00
			Medical Transportation	266.67
			Mental Health	118.75
			Oral Health Care	63.10
			Outpatient/Ambulatory	311.11
			Substance Abuse/Outpatient	79.25

Median Survival Time

Second-order Controls		First-order Controls		Med Time
Risk	No Risk	Services	Non-Medical Case Mgmt	68.75
			Emergency Financial	65.63
			Food Bank/Home Delivery	77.08
			Health Insurance Program (HIP)	75.00
			Housing Services	60.53
			Medical Case Management	86.92
			Medical Transportation	80.00
			Mental Health	70.55
			Oral Health Care	74.22
			Outpatient/Ambulatory	231.11
			Substance Abuse/Outpatient	69.39
		Pharma Assistance	250.00	
	Other	Services	Outpatient/Ambulatory	75.00
Perinatal Transmission		Services	Non-Medical Case Mgmt	300.00
			Food Bank/Home Delivery	83.33
			Medical Case Management	91.67
			Medical Transportation	400.00
			Mental Health	70.00
			Outpatient/Ambulatory	275.00
			Pharma Assistance	316.67
Transfusion		Services	Emergency Financial	58.33
			Food Bank/Home Delivery	100.00
			Health Insurance Program (HIP)	100.00
			Housing Services	87.50
			Medical Case Management	96.43
			Medical Transportation	650.00
			Mental Health	78.57
			Outpatient/Ambulatory	275.00
			Substance Abuse/Outpatient	66.67

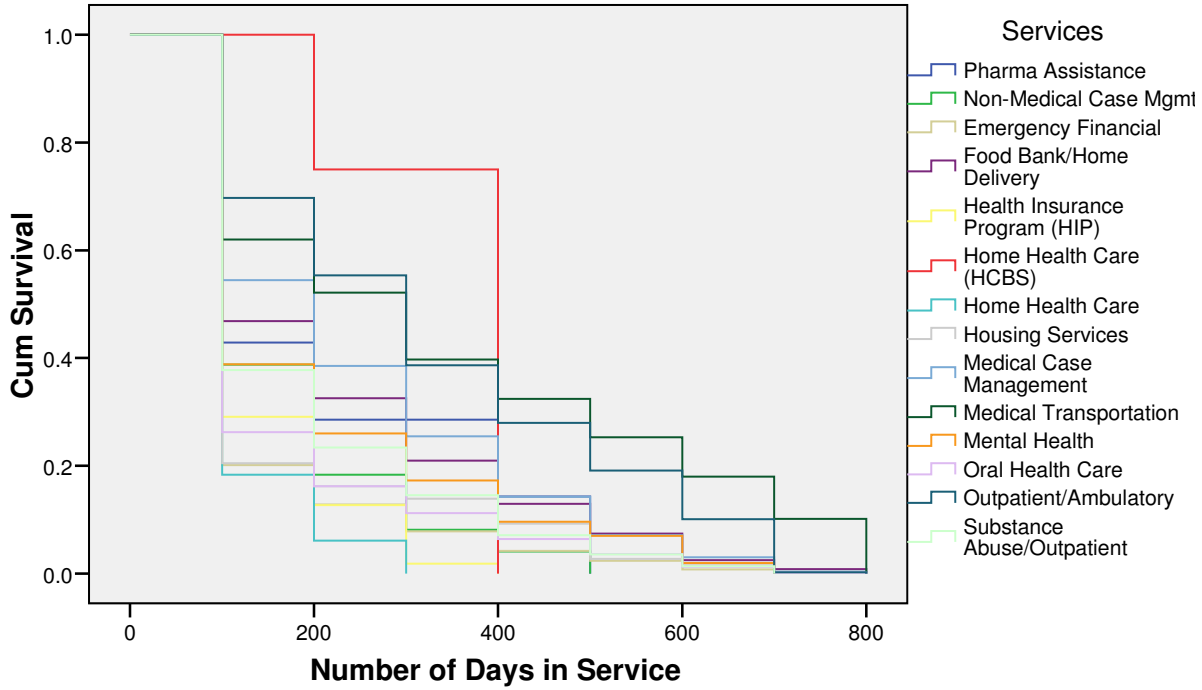
Survival Function

Risk = Heterosexual Contact



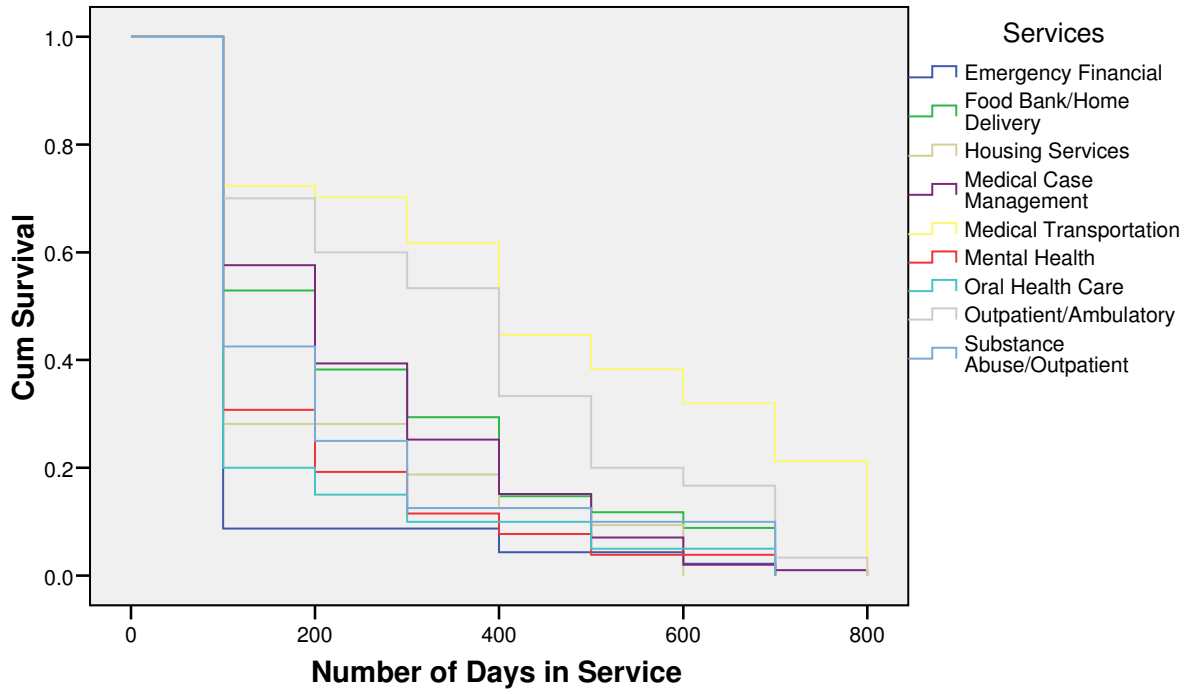
Survival Function

Risk = Homosexual Male



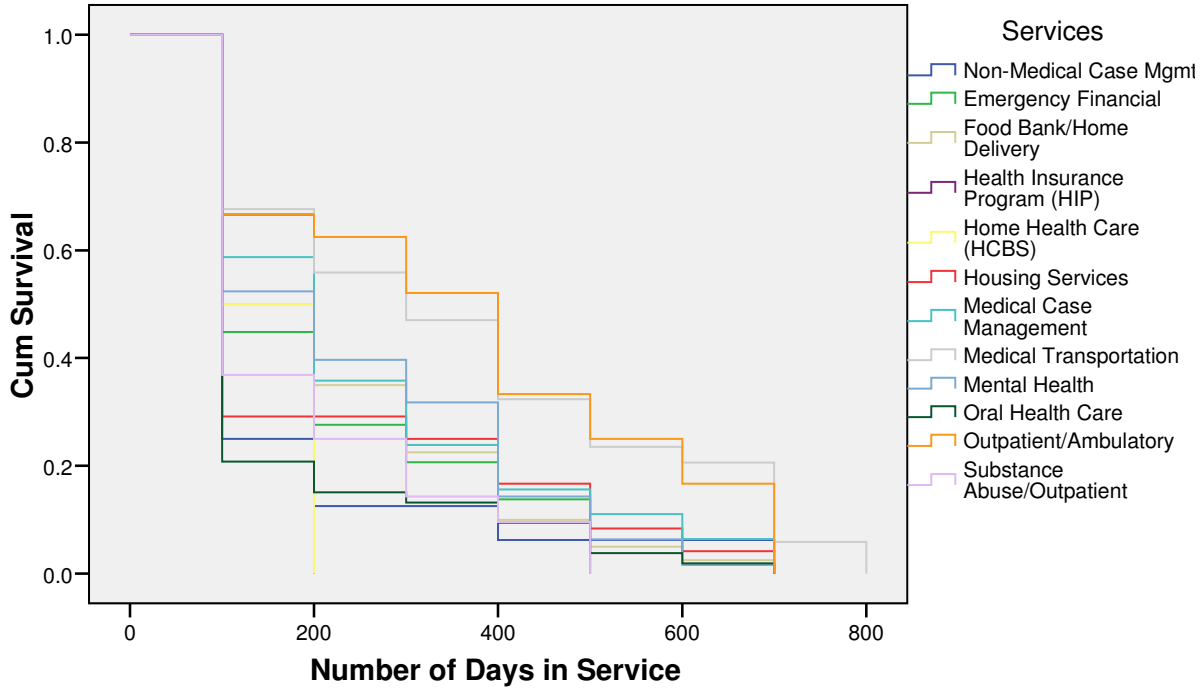
Survival Function

Risk = Injection User



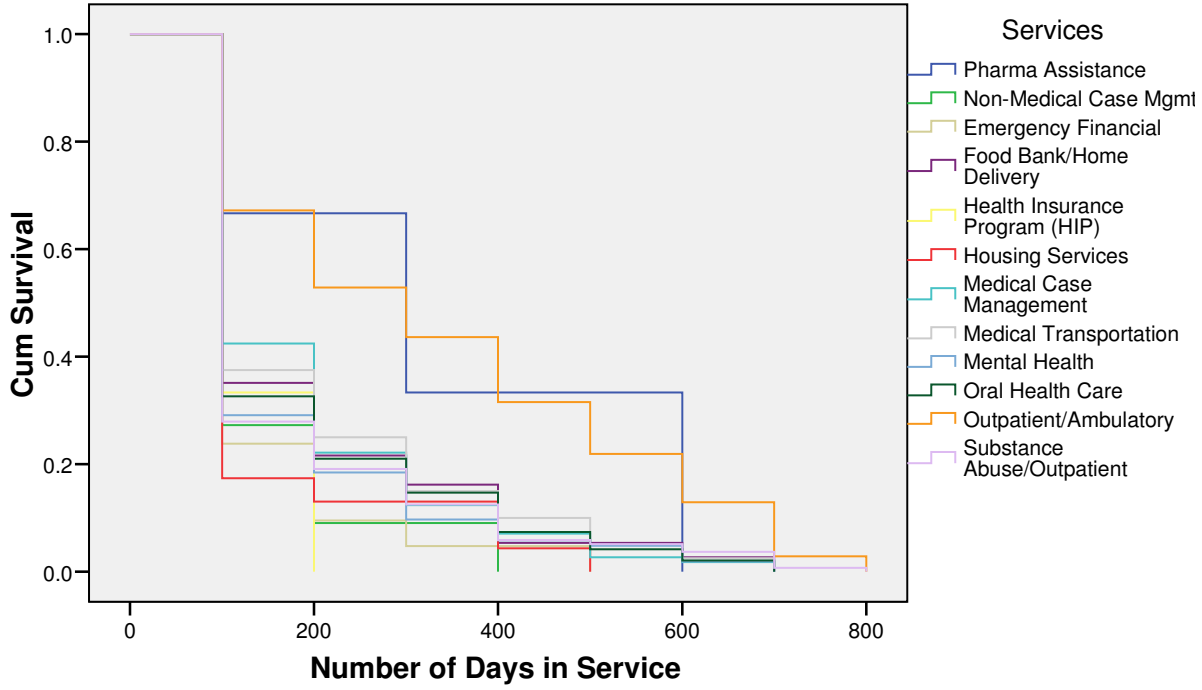
Survival Function

Risk = Multiple Risk



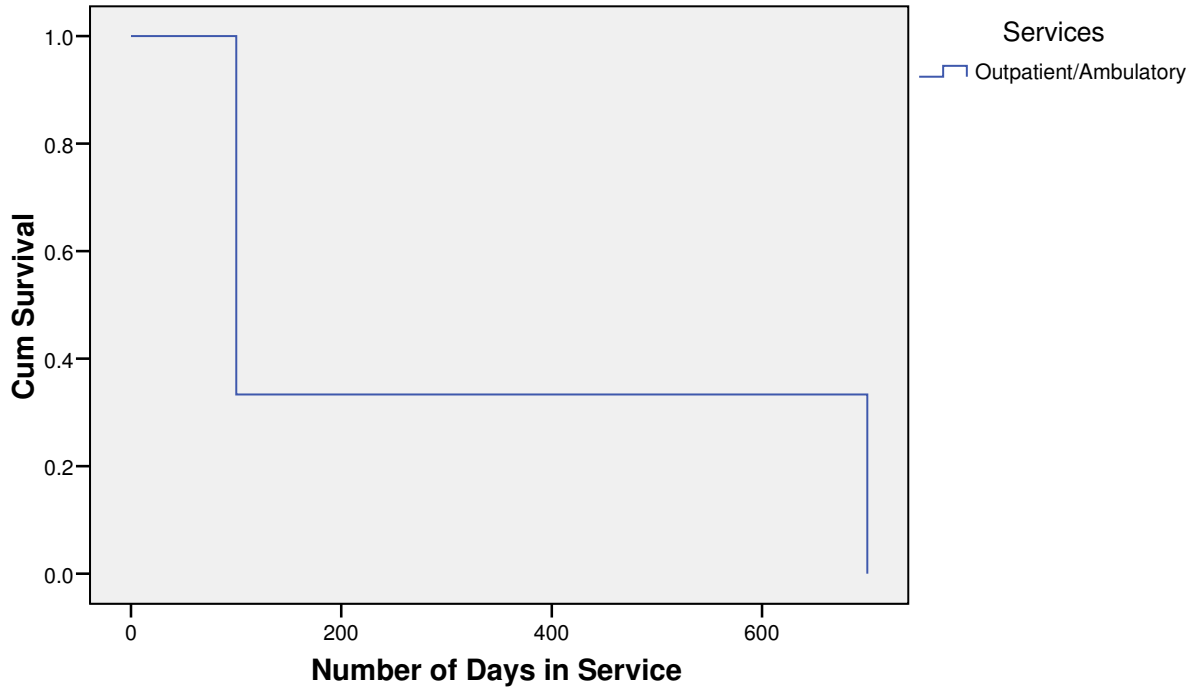
Survival Function

Risk = No Risk



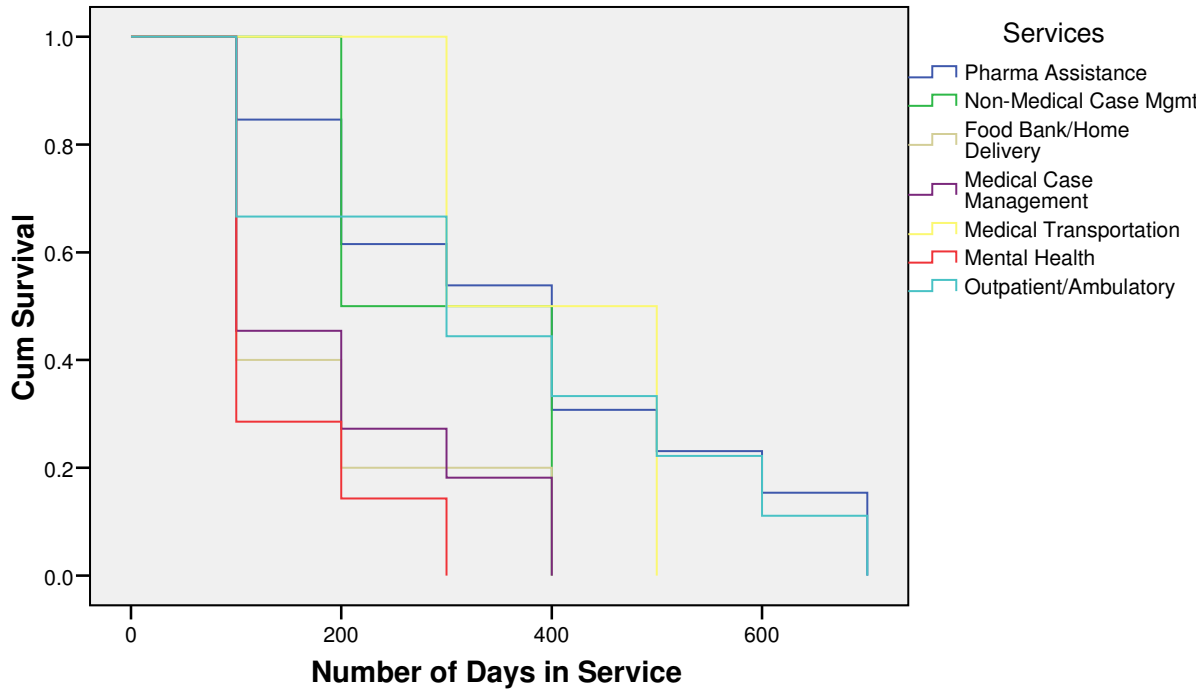
Survival Function

Risk = Other



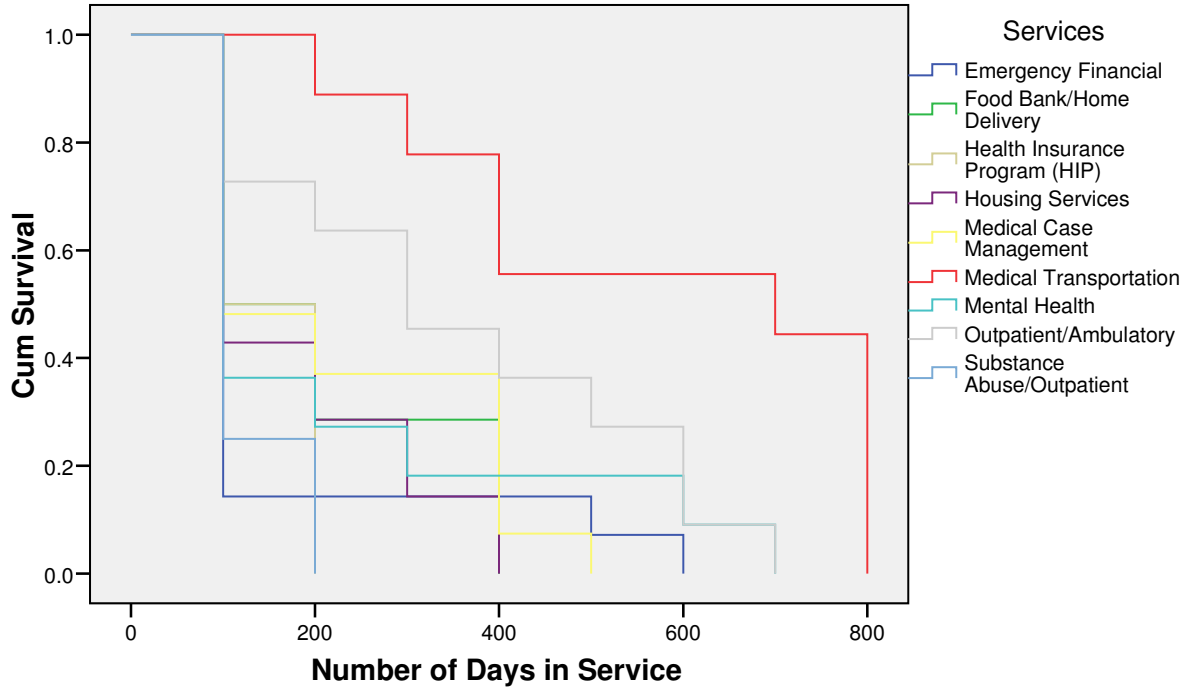
Survival Function

Risk = Perinatal Transmission



Survival Function

Risk = Transfusion

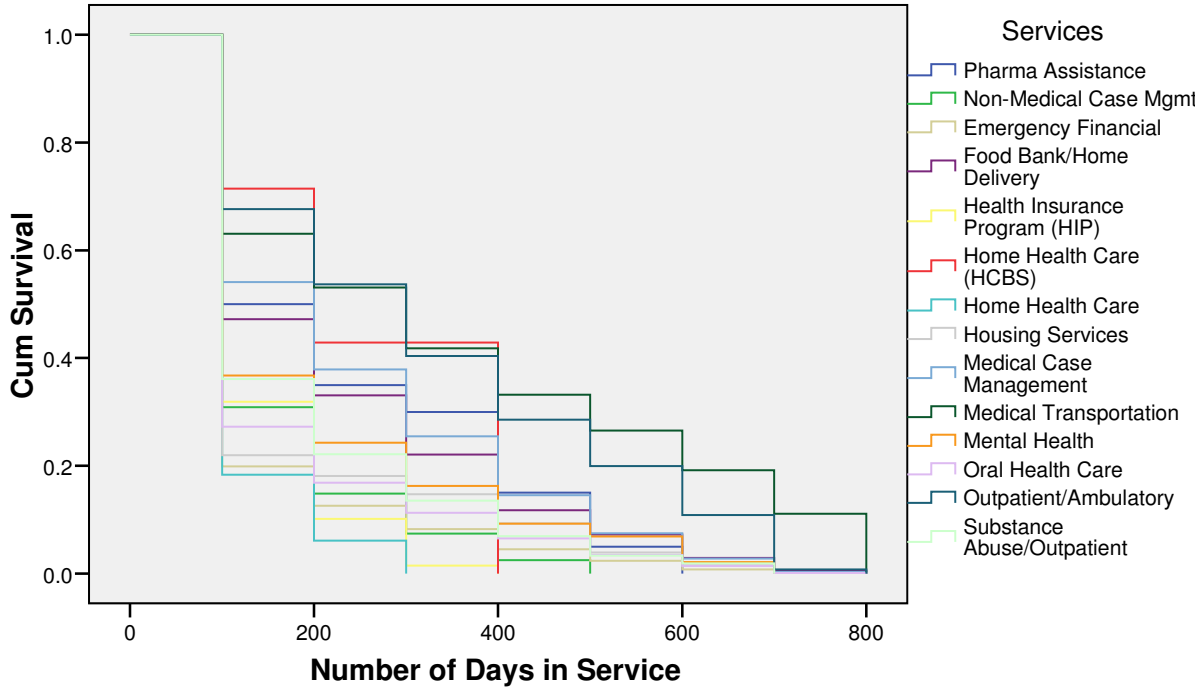


Median Survival Time

Second-order Controls		First-order Controls		Med Time			
Gender	Male	Services	Pharma Assistance	100.00			
			Non-Medical Case Mgmt	72.32			
			Emergency Financial	62.41			
			Food Bank/Home Delivery	94.69			
			Health Insurance Program (HIP)	73.40			
			Home Health Care (HCBS)	175.00			
			Home Health Care	61.25			
			Housing Services	64.07			
			Medical Case Management	125.29			
			Medical Transportation	227.34			
			Mental Health	79.05			
			Oral Health Care	68.72			
			Outpatient/Ambulatory	227.57			
			Substance Abuse/Outpatient	78.27			
				Female	Services	Pharma Assistance	200.00
Non-Medical Case Mgmt	88.57						
Emergency Financial	70.59						
Food Bank/Home Delivery	108.33						
Health Insurance Program (HIP)	100.00						
Home Health Care (HCBS)	200.00						
Housing Services	63.00						
Medical Case Management	138.60						
Medical Transportation	258.33						
Mental Health	87.11						
Oral Health Care	66.09						
Outpatient/Ambulatory	297.50						
Substance Abuse/Outpatient	76.85						
	Refused	Services				Mental Health	150.00
						Outpatient/Ambulatory	150.00
	Transgender	Services	Non-Medical Case Mgmt	100.00			
			Emergency Financial	57.69			
			Food Bank/Home Delivery	87.50			
			Housing Services	75.00			
			Medical Case Management	160.00			
			Medical Transportation	233.33			
			Mental Health	100.00			
			Outpatient/Ambulatory	100.00			
			Substance Abuse/Outpatient	87.50			

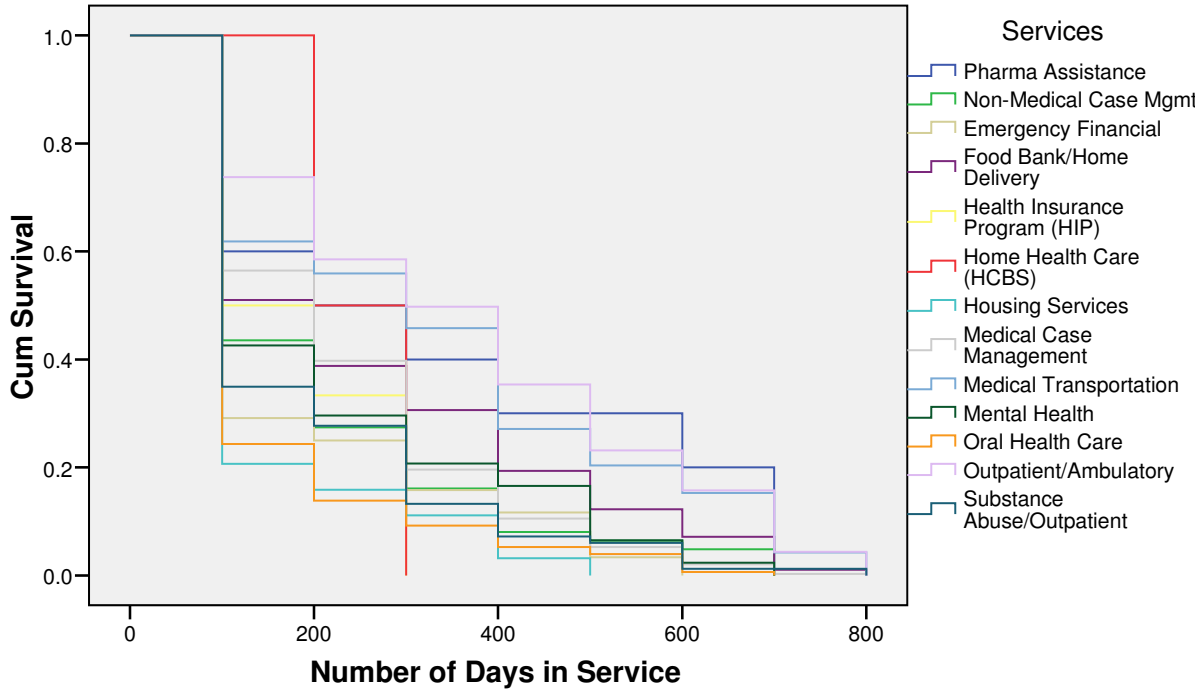
Survival Function

Gender = Male



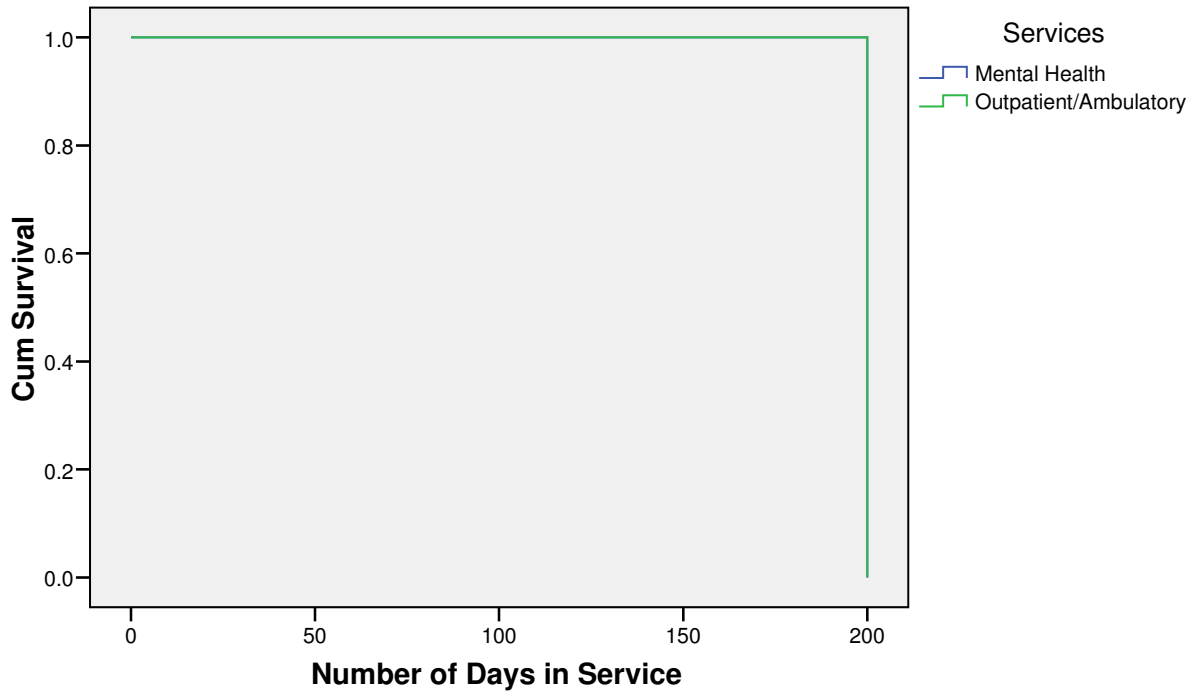
Survival Function

Gender = Female



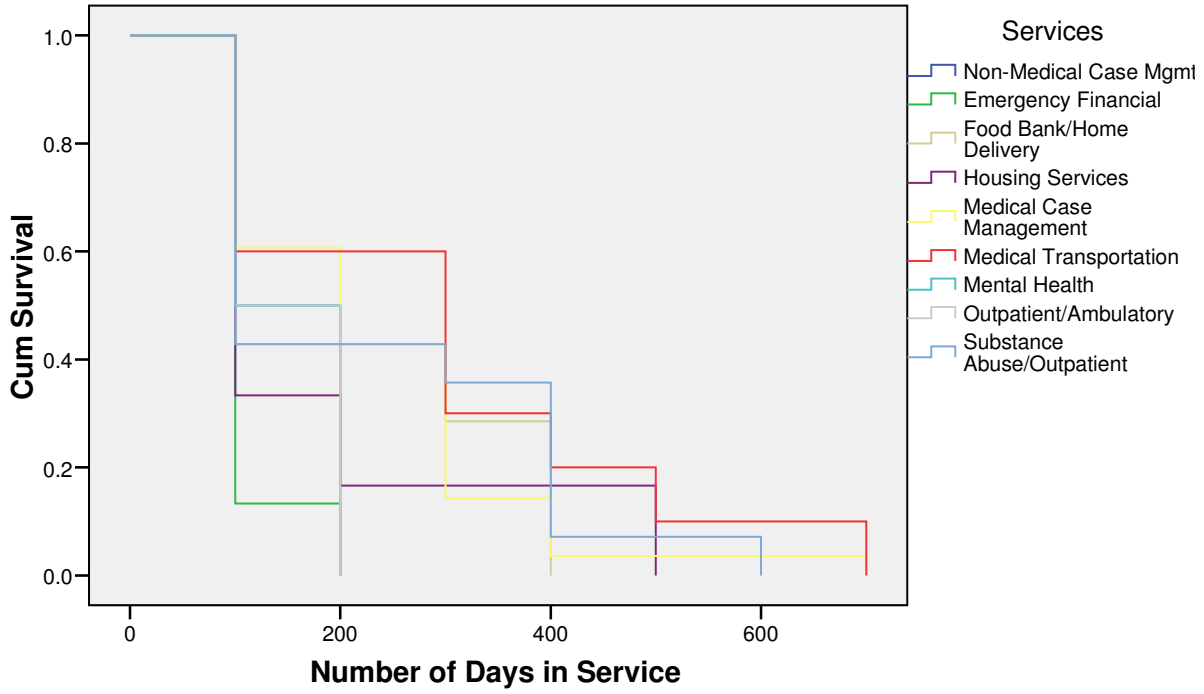
Survival Function

Gender = Refused



Survival Function

Gender = Transgender

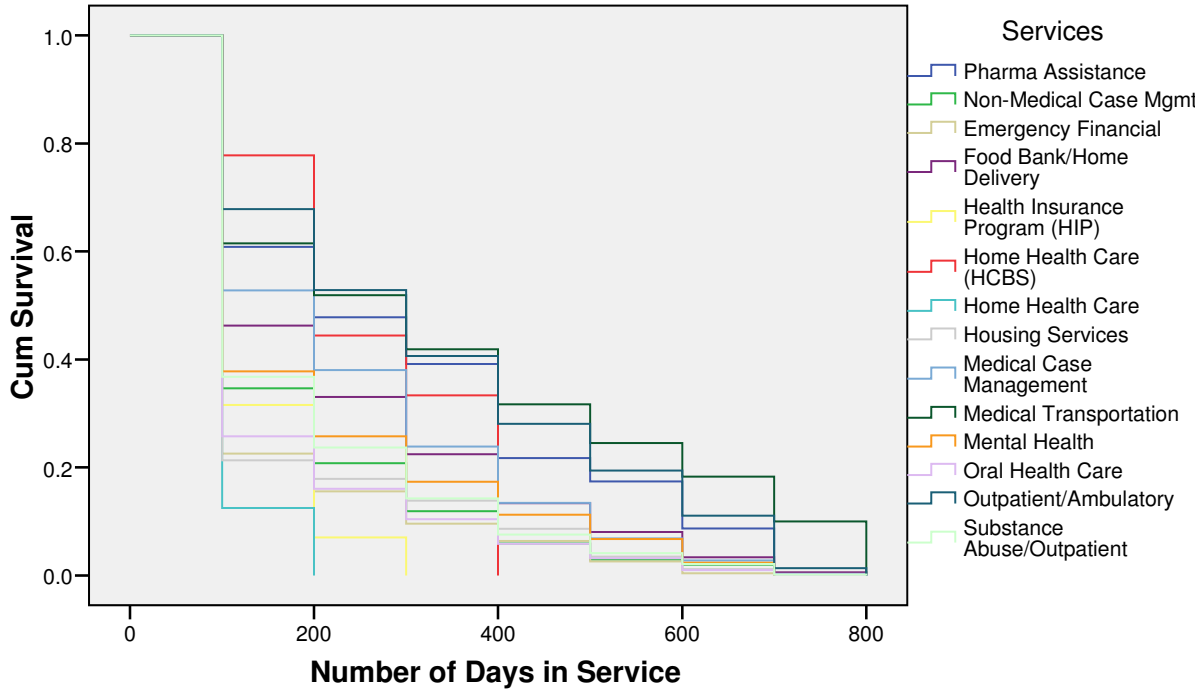


Median Survival Time

Second-order Controls		First-order Controls	Med Time	
Hispanic	Non-Hispanic	Services	Pharma Assistance	183.33
			Non-Medical Case Mgmt	76.52
			Emergency Financial	64.56
			Food Bank/Home Delivery	93.04
			Health Insurance Program (HIP)	73.08
			Home Health Care (HCBS)	183.33
			Home Health Care	57.14
			Housing Services	63.55
			Medical Case Management	118.83
			Medical Transportation	218.87
			Mental Health	80.40
			Oral Health Care	67.34
			Outpatient/Ambulatory	223.41
			Substance Abuse/Outpatient	79.12
Hispanic	Services	Pharma Assistance	70.00	
		Non-Medical Case Mgmt	84.62	
		Emergency Financial	60.68	
		Food Bank/Home Delivery	117.39	
		Health Insurance Program (HIP)	81.82	
		Home Health Care	61.90	
		Housing Services	65.66	
		Medical Case Management	148.53	
		Medical Transportation	261.54	
		Mental Health	81.94	
		Oral Health Care	67.86	
Unknown	Services	Oral Health Care	125.00	
		Outpatient/Ambulatory	422.73	
		Substance Abuse/Outpatient	60.00	
		Mental Health	68.75	

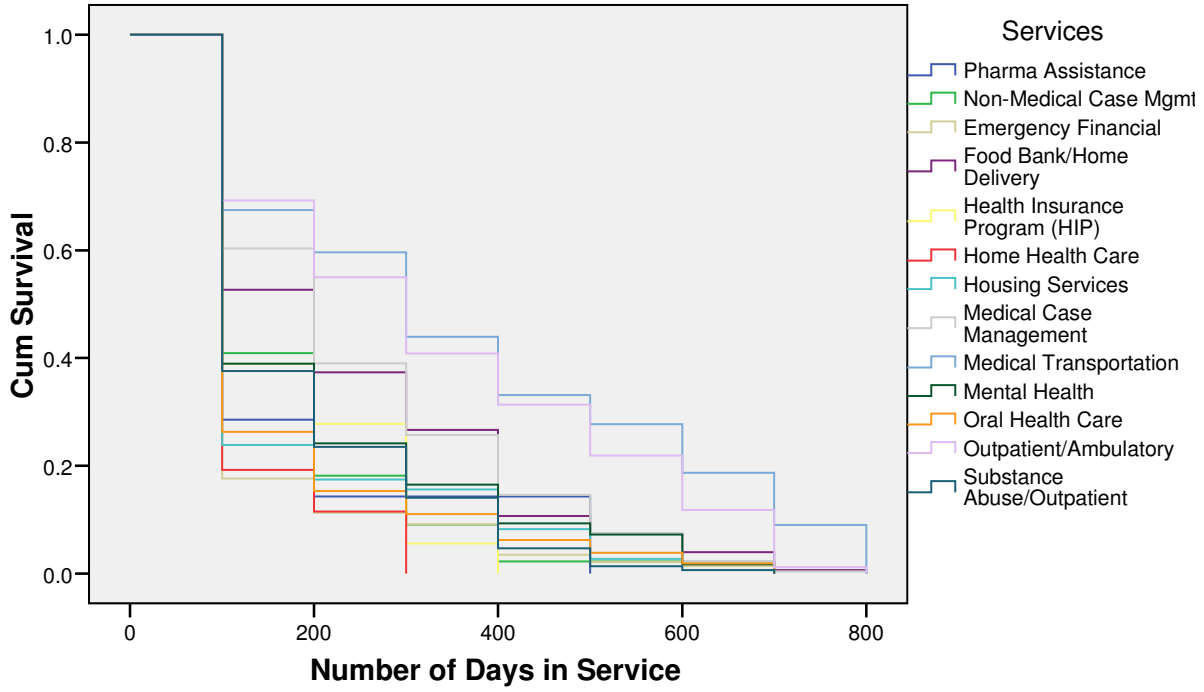
Survival Function

Hispanic = Non-Hispanic



Survival Function

Hispanic = Hispanic



Survival Function

Hispanic = Unknown

